

TECHNOFORCE™ e-HVX & e-HVXR

Packaged Booster Systems


Integrated pump, motor & variable speed drive solutions,
powered by hydrovar® X

Table of Contents

Production Description	3
hydrovar® X Smart Motor Technology	4
e-SVX Smart Pumps	4
Product Nomenclature	5
e-HVX Performance Range and Models	8
e-HVXR Performance Range and Models	8
e-HVX & e-HVXR Configurations	9
e-HVX & e-HVXR Electrical Panel	10
Electrical Panel Orientation Options	11
Color Graphic Display	12
Terminal Block hydrovar X.....	13
Operation Description	14
Booster Selection	16
How to Read e-HVX & e-HVXR Curves	19
Hydraulic Performance Range	20
e-HVX & e-HVXR Voltage and Current Summary	21
5SVX - e-HVX & e-HVXR Dimensions	22
5SVX - e-HVX & e-HVXR Hydraulic Performance	26
10SVX - e-HVX & e-HVXR Dimensions	29
10SVX - e-HVX & e-HVXR Hydraulic Performance	35
15SVX - e-HVX & e-HVXR Dimensions	40
15SVX - e-HVX & e-HVXR Hydraulic Performance	46
33SVX - e-HVX Dimensions	52
33SVX - e-HVX Hydraulic Performance	56
46SVX - e-HVX Dimensions	61
46SVX - e-HVX Hydraulic Performance	63
66SVX - e-HVX Dimensions	65
66SVX - e-HVX Hydraulic Performance	67
92SVX - e-HVX Dimensions	68
92SVX - e-HVX Hydraulic Performance	70
125SVX - e-HVX Dimensions	71
125SVX - e-HVX Hydraulic Performance	73
Industrial Control Protocols	74

Product Description:

The **TECHNOFORCE™** e-HVX & e-HVXR Packaged Booster Systems are advanced variable speed pumping stations, featuring two or three e-SVX Series multistage vertical Smart Pumps. Each pump is equipped with a hydrovar® X Smart Motor, enabling variable speed operation. These systems enhance user comfort by reducing noise emissions and minimizing “water hammer” through gradual pump staging and shutdown. All pumps are mounted on a single base, with individual shut-off and check valves. The system is interconnected by suction and delivery manifolds, and the control panel is securely attached to the same base with a bracket.



e-HVX & e-HVXR Packaged Booster Systems are designed to transfer and increase the pressure of water, in the following applications:

- Hospitals
- Schools
- Public buildings
- Hotels
- Condominiums
- Sports facilities
- Mains water systems
- Industrial installations
- Air conditioning
- Water supply systems
- Water treatment plants

Systems for regulating the speed of the electric motors, as in e-HVX and e-HVXR Packaged Booster Systems, are used in the following cases:

- In situations where water consumption varies frequently and can be vastly different during different periods of the day or days of the week.
- In situations where municipally supplied water pressure is not sufficient for the highest or furthest fixtures in a building and requires a boost.
- In situations where the ability to remotely monitor the product is a requirement.


All e-HVX & e-HVXR Packaged Booster Systems come standard with Xylem’s optimize® Condition Monitoring Sensors and Avenor Gateway. optimize sensors monitor the health of the package and can assist in predicting mechanical failures before they occur. The Avenor platform, when activated, allows for remote monitoring of the asset from nearly anywhere in the world. For additional information please visit: www.xylem.com/optimize or <https://www.xylem.com/en-us/xylem-avenor/>

Additionally, the e-HVXR features a reduced package footprint relative to legacy e-HV systems and competitive products, allowing for space savings up to 30% due to the orientation of the suction and discharge manifolds.

e-HVX & e-HVXR Packaged Booster Systems with e-SVX are NSF/ANSI 61 certified for use with drinking water.*



e-HVX & e-HVXR Electrical panels are UL 508A Listed. The e-HVX and e-HVXR products are UL listed as Packaged Pumping Systems category QCZJ.



* NSF/ANSI 61 (Drinking Water System Components - Health Effects) is a certification standard for products that come into contact with drinking water. NSF/ANSI 372 (Drinking Water System Components - Lead Content) verifies the lead content of drinking water products meets levels determined by the Safe Drinking Water Act. These requirements are based on EPA and Health Canada Requirement.

hydrovar X Smart Motor Technology:

Xylem is a leading global water technology company committed to solving critical water and infrastructure challenges with innovation. By providing smart and cutting-edge technology, we are reducing energy consumption to minimum possible levels and increasing sustainability.

hydrovar X solutions bring “ultra-premium” efficiency and performances with its frequency converter coupled with the ultimate synchronous motor, manufactured by Xylem integrating decades of expertise and know-how in pumping solutions.

It's the right combination of motors, variable speed drive and pumps ensuring great performance, maximum savings and a rapid return on investment.


hydrovar X Smart Motor Features:

- **Simple:** Built-in application software makes the drive one of the easiest to commission, program and operate, enabling virtually any configuration of pumps.
- **Sustainable:** hydrovar X is a smarter green technology solution. No rare earth materials are used to minimize product availability challenges and address environmental concerns while offering smart technology and superior performance with a “green heart”.
- **Intelligent performance:** Advanced system controls (up to 8 pumps) are customizable for a wide range of applications. The IE5 “ultra-premium” hydrovar X smart motor provides one of the broadest efficiency ranges in the industry.
- **Ease of installation & maintenance:** Integrated pump and hydrovar X motor design eliminates the need for additional wiring, labor and associated costs.
- **Built-in protections:** Integrated functions provide protection for the pump and motor while optimizing performance.
- **Easy service:** VFD and/or motor can be easily replaced individually, minimizing downtime and expensive repair.



hydrovar X Smart Motor Specifications:

- IES2/IE5 efficiency level (IEC 61800-9-2:2017)
- Synchronous electric motor with permanent magnet assisted reluctance technology, closed structure, air-cooled (TEFC)
- Three phase power supply: 200-240V +/- 10% and 380-480V +/- 10%, 50/60Hz compatible
- Motor power ranges from 4HP (3 kW) to 30 HP (22 kW)
- Overload and locked rotor protection with automatic reset incorporated
- Insulation class 155 (F)
- IP55/NEMA4 enclosure
- Graphic color display
- Harmonic current limits: conform to IEC 6100-3-12
- Control modes: Actuator, Constant Pressure, Proportional Pressure, Proportional Quadratic Pressure, Constant Flow, Constant Temperature, Constant Level
- Working temperature: -4°/+122°F (-20°/+50°C)
- Communication protocols: MODBUS® RTU, BACnet MS/TP
- Mobile app: Bluetooth®



e-SVX Smart Pumps:

The e-SVX Smart Pump, is one of the highest efficiency multistage pumps on the market today. Integrated pump functions provide protection for the pump solution and improve the quality of energy from the grid. All of this means terrific energy savings from a compact, easy-to-use solution suited for nearly any application. The e-SVX is built to withstand a variety of mechanically aggressive and high temperature liquids such as glycol, oils/solvents, and more. When it comes to efficiency, the e-SVX delivers!

Learn more about
e-SVX Smart Pumps:



Product Nomenclature

Pump station numbering system

The pump station label located on the inside of the control enclosure door identifies the product code number for the various versions of the pump systems. This number is also the catalog number for the pump station. The pump station numbering systems describe the meaning of each digit. Not all combinations are possible.

Pump station with e-SV pumps

Example product code for e-HVX (5-15SVX)

HVX	3	D	3	R	-	5SVX11G1AXX0	-	BG
-----	---	---	---	---	---	--------------	---	----

Example product code for e-HVX (33-125SVX)

HVX	2	D	4	L	-	33SVX1GHAXX0	-	BG
-----	---	---	---	---	---	--------------	---	----

Example product code for e-HVXR (5-15SVX)

HVX	2	D	4	L	-	33SVX1GHAXX0	-	BG
-----	---	---	---	---	---	--------------	---	----

Numbering system definitions

First character: Variable or constant speed
HVX = e-HVX
HVXR = e-HVXR

Second character: Number of pumps
2 = Duplex
3 = Triplex

Third character: Supply voltage
D = 380-480 V / 3 PH (460 V Nominal)
L = 200-240 V / 3 PH (230 V Nominal)

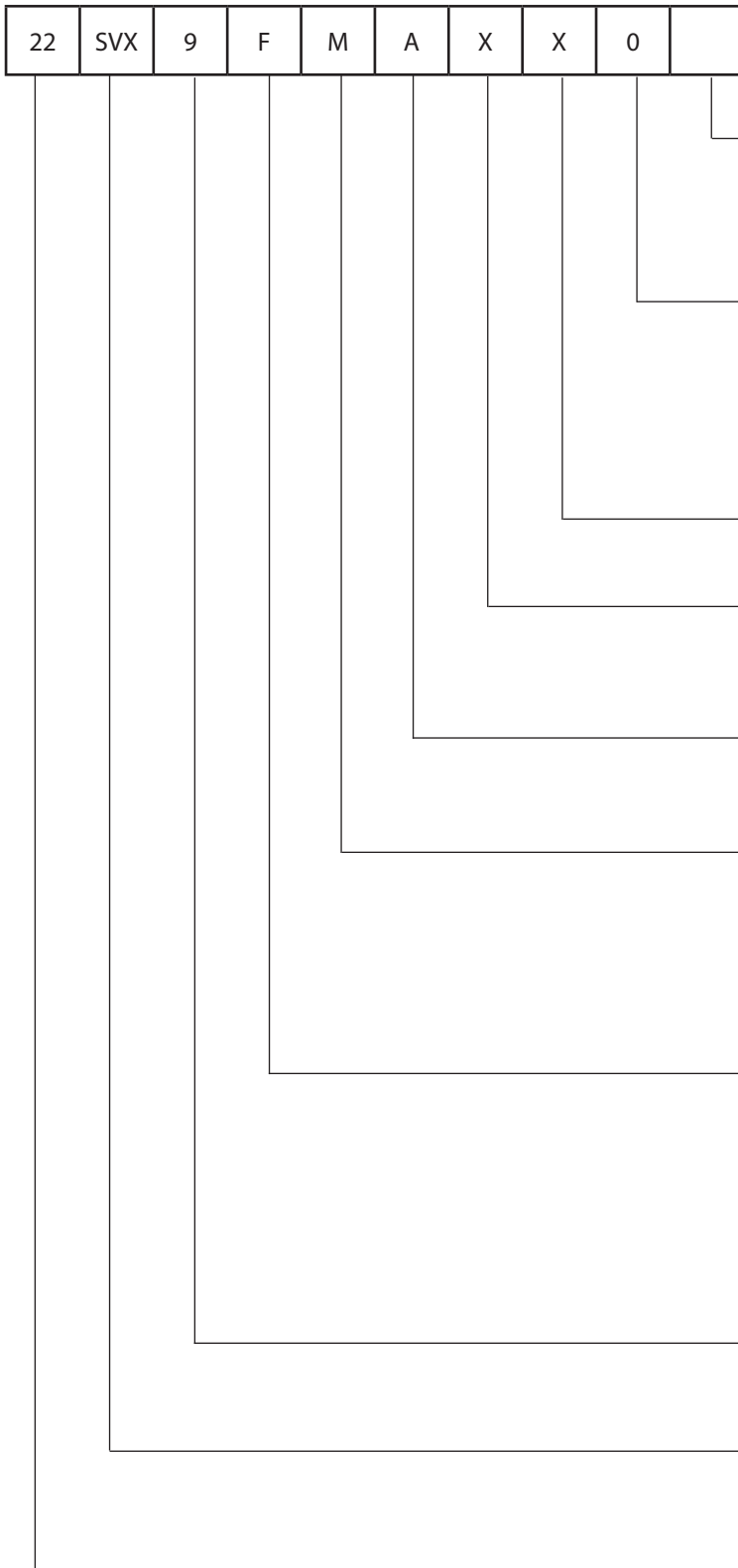
Fourth character: Header size
2 = 2 in. 6 = 6 in.
3 = 3 in. 8 = 8 in.
4 = 4 in. 10 = 10 in.

Fifth character: Panel orientation
R = Right
L = Left

Sixth character: e-SVX Part Number
See e-SVX Nomenclature

Seventh character: Brand
BG B&G

Example Product Code (1-22 e-SVX)*



Each e-SVX pump is identified by a product code on the pump label. Each digit in the code is described below. The product code is also the catalog number for the pump. **Note: Not all combinations are possible.**

Special Configurations (1-2 Characters)

- [P] = Passivation only
- [S] = Customized configuration
- [Z] = High Pressure

Seal Materials (1 Character)

- [0] = Carbon/SilCar/FKM
- [1] = Carbon/SilCar/AFLAS (High Temp)
- [2] = SilCar/SilCar/FKM
- [4] = SilCar/SilCar/EPR
- [6] = Carbon/SilCar/EPR

hydrovar X Version (1 Character)

- [X] = standard hydrovar X

Voltage (1 Character)

- [L] = 200-240V
- [X] = 380-480V

Pole-Hz-Phase (1 Character)

- [A] = 4-60-3 (1200-3600 RPM)

Motor HP (1 Character)

- [1] = 4 HP [L] = 20 HP
- [2] = 5.5 HP [M] = 25 HP
- [H] = 7.5 HP [N] = 30 HP
- [J] = 10 HP
- [K] = 15 HP

Configuration Option (1 Character)

- [C] = Clamp 316
 - [F] = Round-304 (SVB)
 - [G] = CI-304
 - [N] = Round-316 (SVD)
 - [P] = Victaulic-316
 - [T] = Oval-304 (SVA)
- Bottom & Top Location:**
- [R] = (SVC) 12Suct - 12Disch
 - [W] = (SVC) 12Suct - 03Disch
 - [X] = (SVC) 12Suct - 06Disch

Number of stages (1-2 Characters)

Omit special characters such as '/' and do not include 0 for single digit staging (i.e. 2 not 02).

Product Line (3 Characters)


[SVX] = e-SV stainless vertical multistage pump with hydrovar X

Nominal Flow (1-3 Characters)

- [1] = 5 GPM
- [3] = 16 GPM
- [5] = 26 GPM
- [10] = 53 GPM
- [15] = 80 GPM
- [22] = 116 GPM

* For CE compliant 50 Hz motors, please contact the factory

Example Product Code (33-125 e-SVX)*



Special Configurations (1-2 Characters)

- [P] = Passivization only
- [S] = Customized configuration
- [Z] = High Pressure (250/300 psi pump body)

Seal Materials (1 Character)

- [0] = Carbon/SilCar/FKM
- [1] = Carbon/SilCar/AFLAS (High Temp)
- [2] = SilCar/SilCar/FKM
- [4] = SilCar/SilCar/EPR
- [6] = Carbon/SilCar/EPR

hydrovar X Version (1 Character)

- [X] = standard hydrovar X

Voltage (1 Character)

- [L] = 200-240V
- [X] = 380-480V

Pole-Hz-Phase (1 Character)

- [A] = 4-60-3 (1200-3600 RPM)

Motor HP (1 Character)

- [1] = 4 HP [K] = 15 HP
- [2] = 5.5 HP [L] = 20 HP
- [H] = 7.5 HP [M] = 25 HP
- [J] = 10 HP [N] = 30 HP

Configuration Option (1 Character)

- [G] = Round-CI-304
- [N] = Round-316

125SV ONLY (1 Character)

Reduced Trim Diameter C = 145 mm (full dia.) option, only. Blank if 33-92SV

Number of reduced trim impellers (1 Character)

The number of reduced trim impellers. If no reduced trim impellers are used, insert "0".

Total Number of Impeller Stages (may be 1 or 2 characters)

Do not include 0 for single digit staging (i.e. 2, not 02).

Product Line (3 Characters)

[SVX] = e-SV stainless vertical multistage pump with hydrovar X

Nominal Flow (1-3 Characters)

- [33] = 175 GPM
- [46] = 240 GPM
- [66] = 350 GPM
- [92] = 485 GPM
- [125] = 660 GPM

Other product code examples:

- Example (1-22SVX with special configuration): 1SVX30G1AXX0P
- Example (33-92SVX with no reduced trim impellers): 46SVX10GHAXX0
- Example (33-92SVX with reduced trim impellers): 46SVX21GKAXX0
- Example (125SVX with no reduced trim impellers, with reduced trim diameter): 125SVX10CNLAXX1

* For CE compliant 50 Hz motors, please contact the factory

e-HVX Performance Range and Models:

Configurations:

- Duplex (2) and triplex (3) pump configurations
- Left and right panel orientation options
- 380-480V (460V) and 200-240V (230V) supply voltage options
- e-SVX with "G" cast iron pump body

Specifications:


- Flow rate: up to 2100 GPM (477 m³/h)
- Head: up to 880 ft (189 m)
- Temperature of pumped liquid: 32°F to 180°F (0°C to / 82°C)
- Maximum operating pressure: 380 psi (26 bar)
- Environment temperature: -4°F to 122°F (-20°C to 50°C)
- Multi-pump: up to 3 pumps (booster package)

Available Pump Sizes:

- 5SV - 11, 15, 21 stages
- 10SV - 4, 5, 8, 10, 16 stages
- 15SV - 2, 3, 4, 7, 9, 12 stages
- 33SV - 1, 2/1, 2, 4/2, 5 stages
- 46SV - 2/1, 3 stages
- 66SV - 2 stages
- 92SV - 2/1 stages
- 125SV - 1/0 stages

Condition Monitoring:

- All packages include Optimize sensors as well as an Aversor gateway and antenna.



e-HVXR Performance Range and Models:

Configurations:

- Duplex (2) and Triplex (3) pump configurations
- Left and right panel orientation options
- e-SVX with "R" 304 SS pump body
- 380-480V (460V) and 200-240V (230V) supply voltage options

Specifications:


- Flow rate: up to 380 GPM
- Head: up to 550' TDH
- Temperature of pumped liquid: 32°F to 180°F (0°C to / 82°C)
- Maximum operating pressure: 270 psi (18.5 bar)
- Environment temperature: -4°F to 122°F (-20°C to 50°C)
- Multi-pump: up to 3 pumps (booster package)

Available Pump Sizes:

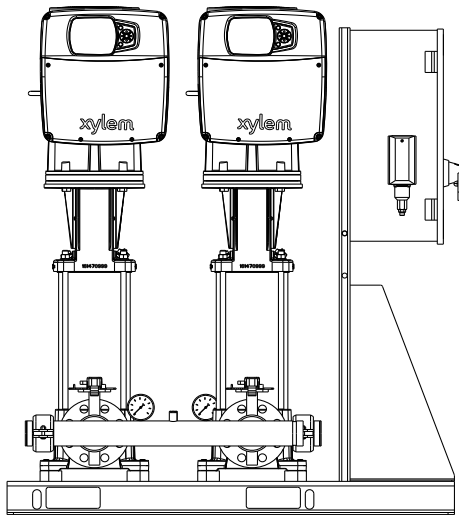
- 5SV 11, 15 stages
- 10SV 5, 8, 10 stages
- 15SV 4, 7 stages

Condition Monitoring:

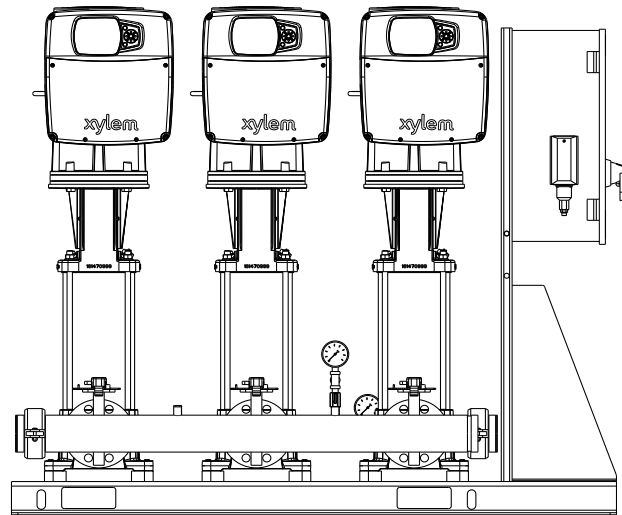
- All packages include Optimize sensors as well as an Aversor gateway and antenna.



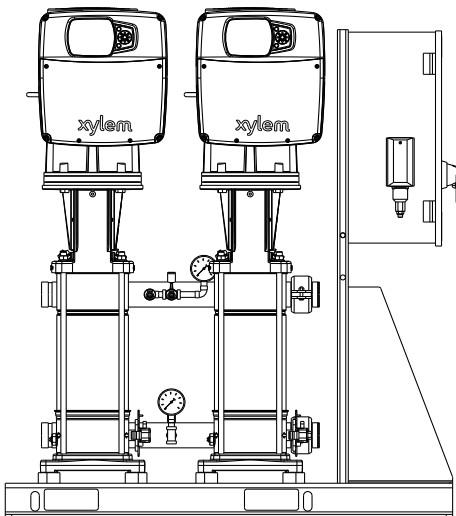
e-HVX & e-HVXR Configurations



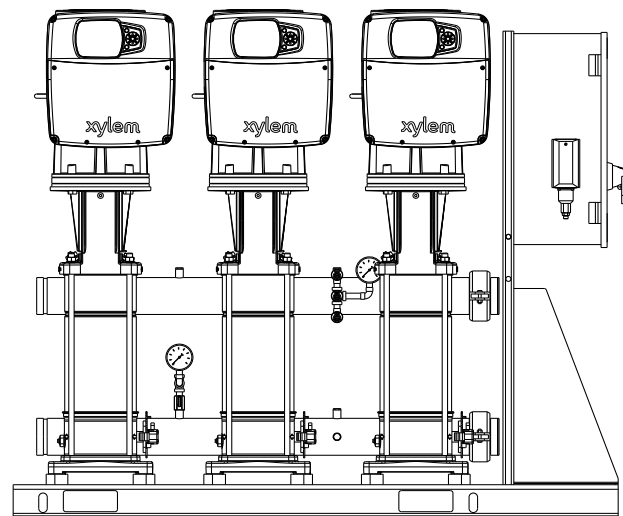
e-HVX Duplex



e-HVX Triplex

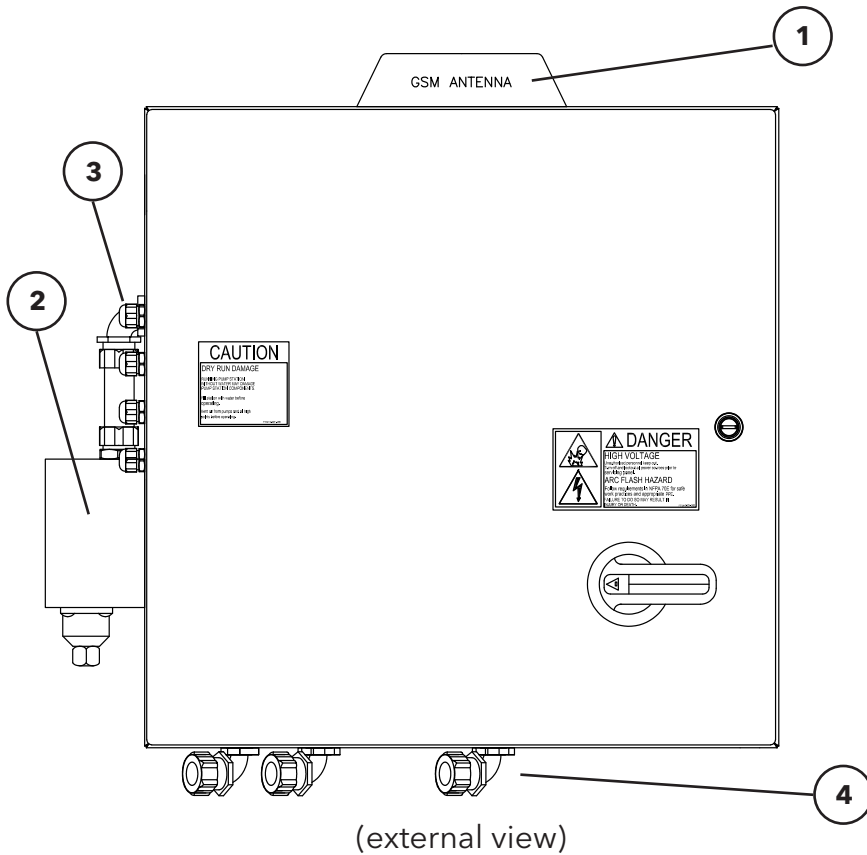


e-HVXR Duplex



e-HVXR Triplex

e-HVX & e-HVXR Electrical Panel



1. GSM Antenna (for Xylem Avensor): When using the Xylem Avensor platform and gateway, the gateway is connected to an external GSM antenna for reliable communication.

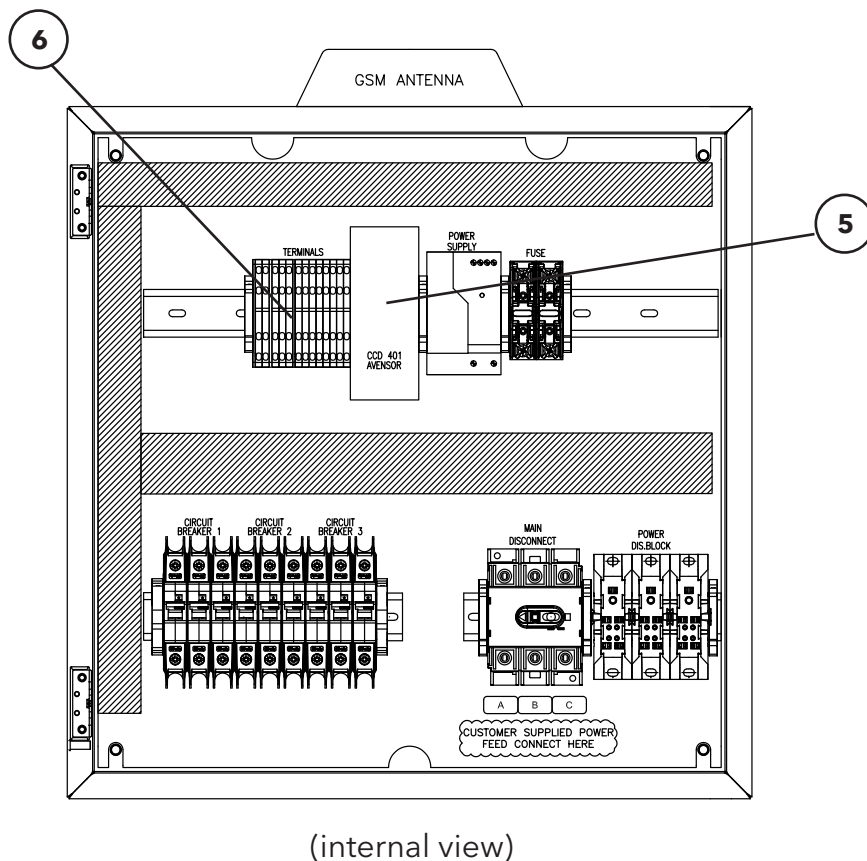
2. Low inlet pressure switch: e-HVX and e-HVXR electrical panels contain a low inlet pressure switch to protect the package system from poor suction pressure conditions.

3. Cable glands: If using additional control inputs or outputs, extra cable glands are provided for easy access to the terminal block within the panel.

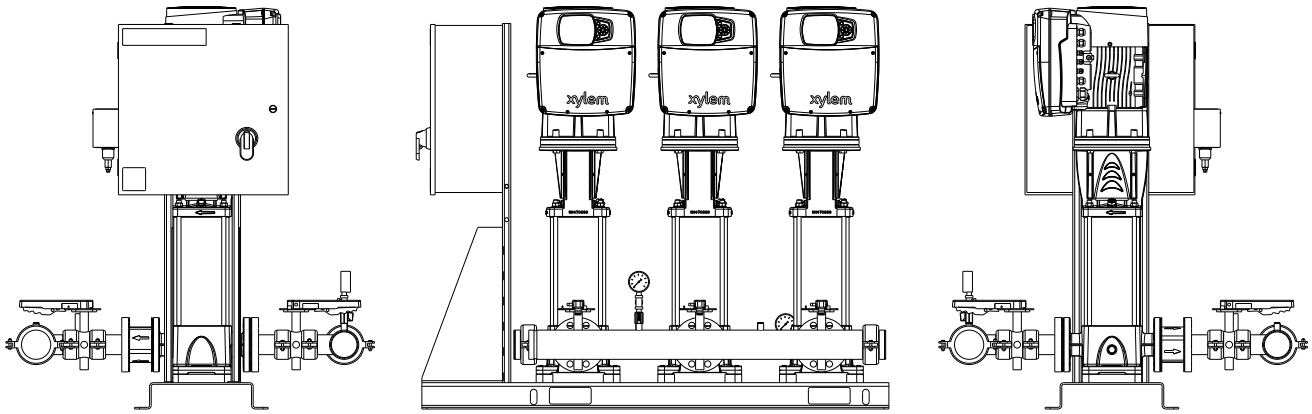
4. Conduit connections: All power supply connections from the panel to the smart motors are made using US trade size flexible conduit.

5. CCD 401 Gateway (for Xylem Avensor): e-HVX and e-HVXR electrical panels support installation and use of the CCD 401 gateway which can transmit sensor data to the Xylem Avensor online dashboard for real-time package system monitoring.

6. Terminal block: e-HVX and e-HVXR electrical panels contain terminal blocks for additional sensors and communication I/O ports. When using the CCD 401 gateway, terminal connections can feed data to the Avensor dashboard.

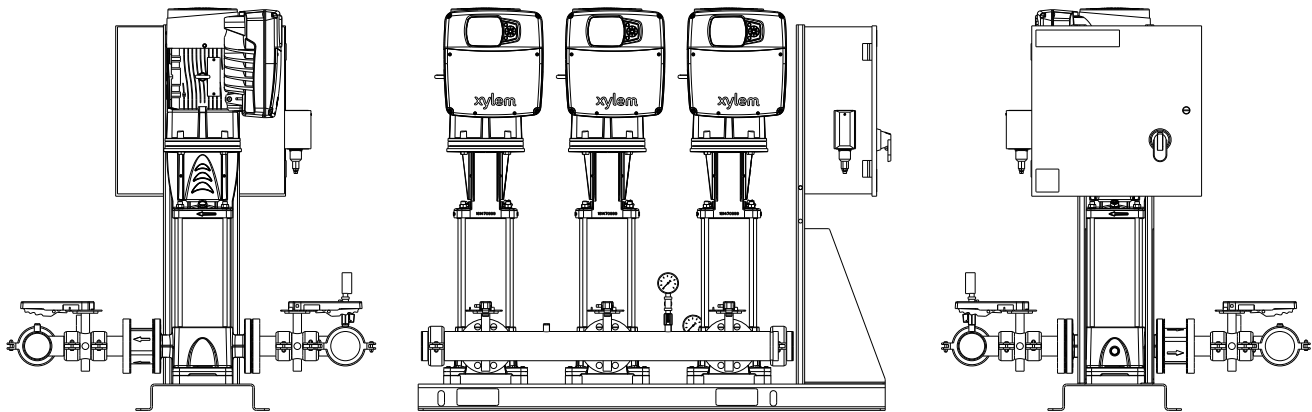


Electrical Panel Orientation Options¹



Left Orientation

Electrical panel faces left with respect to drive display²



Right Orientation

Electrical panel faces right with respect to drive display²

¹Left and right panel orientations are available for both e-HVX and e-HVXR packaged systems.

²For e-HVX configurations, the suction manifold opening faces the electrical panel while the discharge opening faces away from the panel. For e-HVXR configurations, the manifold openings always face away from the electrical panel.

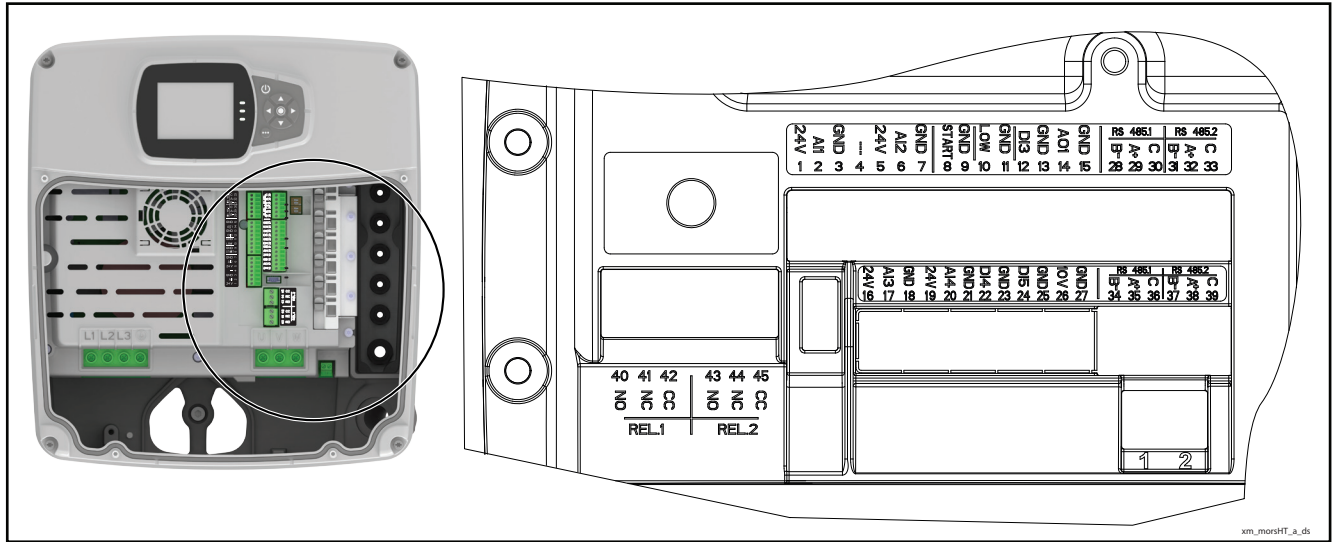
Color Graphic Display

hydrovar X Smart Motors feature an LED, color graphic display:



Position number	Name	Function
1	Display	
2	ON/OFF button	<ul style="list-style-type: none"> Start and stop the unit Reset the errors by pressing for 5 seconds
3	UP and DOWN arrow keys	<ul style="list-style-type: none"> Move vertically between menu options Perform a manual switch-over on a multi-pump system by pressing the DOWN arrow (extended pressure) Rotate the display 180° by simultaneously pressing ENTER and the UP arrow (extended pressure)
4	RIGHT and LEFT arrow keys	<ul style="list-style-type: none"> Move horizontally to navigate home screens and menus Lock and unlock the display by simultaneously pressing the RIGHT and LEFT arrows (extended pressure)
5	SEND button	<ul style="list-style-type: none"> Advancing through the menu levels Confirm the selection of a parameter Confirm the value of a parameter
6	Unit LED on	Indicate that the unit is powered
7	Unit status LED	Indicate: <ul style="list-style-type: none"> Motor no powered (off) Alarm active and motor stopped (yellow) Unit error and motor stopped (red) Motor started (green) Alarm active and motor started (yellow alternating green)
8	Connection status LED	Indicate <ul style="list-style-type: none"> BMS communication disabled (off) BMS communication active (green) Wireless communication with mobile device established (fixed blue) Wireless communication with mobile device being established (flashing blue) Wireless communication and BMS communication active (blue alternating green)
9	Multifunction button	<ul style="list-style-type: none"> Access the parameter menu or additional functions according to the screen on the display Enable the unit to a mobile device (extended pressure)

Terminal Block hydrovar X



REF.	ITEM	DESCRIPTION	DEFAULT
1		Power supply +24 VDC, max. 60mA (total, terminals 1 + 5)	
2	Analog Input 1	Configurable Analog Input 1	Pressure Sensor 1
3		Electronic GND	
4	Not used	Internal use - Do not connect	
5		Power supply +24 VDC, max. 60mA (total, terminals 1 + 5)	
6	Analog Input 2	Configurable Analog Input 2	Not used
7		Electronic GND	
8	External Start/Stop	Start/Stop digital input, +24 VDC internal pull-up, 6mA contact current	-
9		Electronic GND	
10	External Lack of Water	Low water digital input, +24 VDC internal pull-up, 6mA contact current	-
11		Electronic GND	
12	Digital Input 3	Configurable Digital Input 3, +24 VDC internal pull-up, 6mA contact current	Solo Run
13		Electronic GND	
14	Analog Output	Configurable Analog Output	Motor Speed
15		Electronic GND	
16		Power supply +24 VDC, max. 60mA (total, terminals 16 and 19)	
17	Analog Input 3	Configurable Analog Input 3	Not used
18		Electronic GND	
19		Power supply +24 VDC, max. 60mA (total, terminals 16 and 19)	
20	Analog Input 4	Configurable Analog Input 4	Not used
21		Electronic GND	
22	Digital Input 4	Configurable Digital Input 4, +24 VDC internal pull-up, 6mA contact current	Not used
23		Electronic GND	
24	Digital Input 5	Configurable Digital Input 5, +24 VDC internal pull-up, 6mA contact current	Not used
25		Electronic GND	
26	10 VDC supply	Power supply +10 VDC, max. 3mA	-
27		Electronic GND	
28	Communication bus 1	RS485 port 1: RS485-1B N (-)	Multipump
29		RS485 port 1: RS485-1A P (+)	
30		RS485 port 1: RS485-COM	
31	Communication bus 2	RS485 port 2: RS485-2B N (-)	Modbus
32		RS485 port 2: RS485-2A P (+)	
33		RS485 port 2: RS485-COM	
34	Communication bus 1	RS485 port 1: RS485-1B N (-)	Multipump
35		RS485 port 1: RS485-1A P (+)	
36		RS485 port 1: RS485-COM	
37	Communication bus 2	RS485 port 2: RS485-2B N (-)	Modbus
38		RS485 port 2: RS485-2A P (+)	
39		RS485 port 2: RS485-COM	
40	Relay 1	Configurable relay 1: Normally Open	Running
41		Configurable relay 1: Normally Closed	
42		Configurable relay 1: Common Contact	
43	Relay 2	Configurable relay 2: Normally Open	Error
44		Configurable relay 2: Normally Closed	
45		Configurable relay 2: Common Contact	

Operation Description

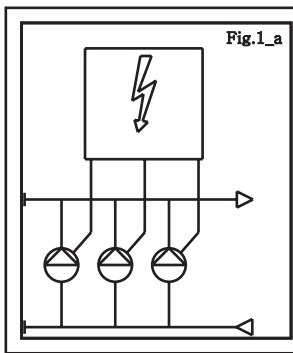
In e-HVX & e-HVXR Packaged Booster Systems, all the pumps are controlled by hydrovar X Smart Motors, and operate at variable speeds.

Start-up is automatic, depending on system requirements. Each pump has a pressure transmitter that provides a pressure reading, which is recorded and sent to the Smart Motor.

The pump speed is modulated based on system requirements.

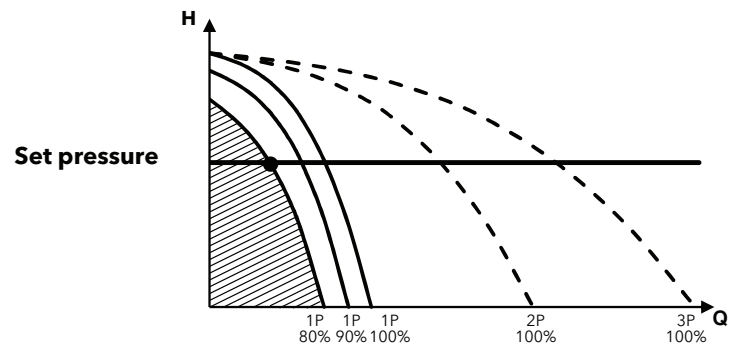
Pump start alternation is automatic, following a preset time (parameter available in the Smart Motor). Pump starts and stops are determined based on the pressures entered as set values in the menu of the Smart Motor.

Example of operation of a e-HVX & e-HVXR set with three pumps.



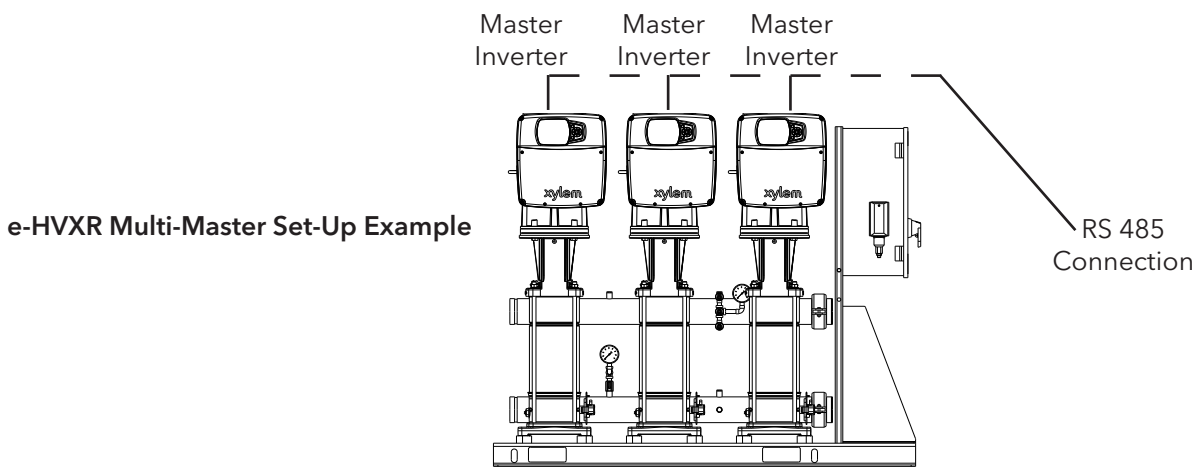
Each pump is controlled by a hydrovar X Smart Motor. The starting priority is changed in accordance with the time set in the relevant hydrovar X parameter field. The speed adjustment will apply to all the pumps installed. When demand decreases, the pumps stop in succession. When water usage resumes or increases, the pumps connected to the hydrovar X Smart Motor keep the pressure constant by modulating the motor speed. The acceleration and deceleration of the pump, both at start-up and switch off, is of the soft type. This helps to reduce water hammer and ensures a quiet operation of the packaged booster system.

e-HVX & e-HVXR Packaged Booster Systems guarantee constant pressure of the system as shown in the adjacent graph. Number of pumps in use (1, 2, or 3) are designated as 1P, 2P, and 3P respectively.



Multi-Master Drive/Controller:

As standard, every e-HVX & e-HVXR Packaged Booster System is offered in the multi-master configuration. Variable speed operation is controlled via a designated "lead" master hydrovar X Smart Motor. In the event of a failure in the lead master Smart Motor, any of the subsequential masters will become the lead and take control of the station. hydrovar X Smart Motors communicate via RS 485 connection as shown in the diagram below:



Operation Description (continued)

Regulating the constant pressure value

e-HVX & e-HVXR Packaged Booster Systems guarantee constant pressure of the system even during frequent variations in water consumption. The system pressure value is measured by the pressure transducers connected to the discharge manifold. The value found is compared with the set value. The comparison between the measured pressure and the set pressure is performed through the hydrovar X internal "controller", which manages the motor speed acceleration and deceleration ramps, changing the performance of the pump during the time. In case of fault of one of the Smart Motors, the others will remain active and will continue to guarantee the control of the other pumps while maintaining constant pressure.

Type of control

e-HVX & e-HVXR Packaged Booster Systems use one or more pressure sensors as standard devices to control pressure. For each booster set, there are as many sensors as the number of pumps installed. It is possible to configure the transducer; therefore, different transducers may be used depending on the selected measure, such as flow or temperature transducers.

Setpoint

It is possible to set up to four setpoints of different values for each transducer type. In this way, the same booster system can be used for systems that require different pressure values at the utility. For example, if the packaged system is being used to supply domestic water supply during the day and an irrigation system at night, different setpoint values can be created to quickly modify how the packaged system regulates itself according to the unique demand conditions of each use case.

Booster Selection

The following conditions should be considered when choosing a booster set:

- Design point
- Part load conditions
- Efficiency
- NPSH (suction conditions)
- Standby pumps
- Diaphragm tanks

Calculating the Flow Rate

The quantity of water called the **water requirement** depends on the type of application, e.g. office, school, hospital. The **value of peak consumption or design point** is the total amount of water required by all of the users at a given time period. In actual fact it is very unlikely that there will ever be a simultaneous demand by all the users so the **part load conditions** will be lower than the value of peak consumption and should be taken into account when selecting your package. Understanding these part load conditions could impact the size and number of pumps you select to optimize the efficiency of the system.

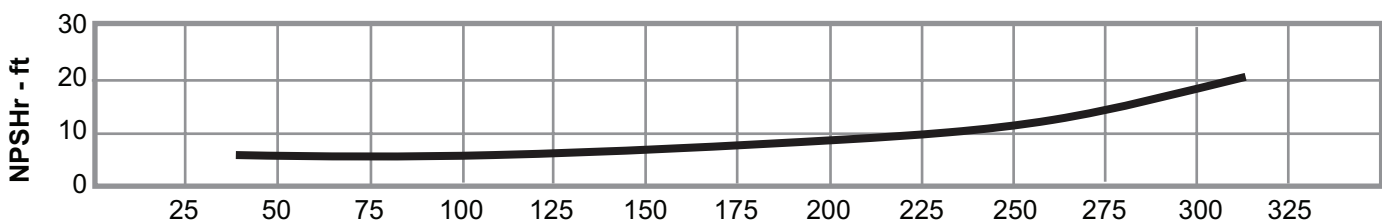
Calculating the Head

The pressure required for a given system will depend greatly on the application. A number of factors must be taken into account, including the **height of the building, resistance in the pipes and suction conditions**.

For help calculating pipe resistance download the B&G System Syzer: <http://bellgossett.com/selection-sizing-cad-tools/system-syzer>

NPSHr

The **Net Positive Suction Head Required** is the net suction head as required by the pump in order to prevent cavitation for safe and reliable operation of the pump. These values are displayed on the pump curves.



NPSHa

The **Net Positive Suction Head Available** is the absolute total suction head available at the pump suction. The application will dictate this value and a few other conditions must be taken into consideration:

- h_a = Absolute pressure on the surface of the liquid supply level in feet. (Barometric for open tank)
- h_{vpa} = The head in feet corresponding to the vapor pressure of the liquid at pumping temperature
- h_{st} = static height in feet of the liquid supply level above or below the pump centerline
- h_{fs} = All suction line losses in feet

Booster Selection (continued)

Suction Conditions

Understanding the suction conditions for a given application is very important when selecting a booster. Without the proper **NPSHa (Net Positive Suction Head Available)** the Booster may not be able to deliver proper conditions to the system and the pumps will likely cavitate if not higher than the **NPSHr (Net Positive Suction Head Required)**. If more suction pressure is available than the system was designed for the system may be prone to short-cycling or simply not operate at all.

NPSHa > NPSHr

In general there are **three types** of suction conditions to consider when selecting your booster station:

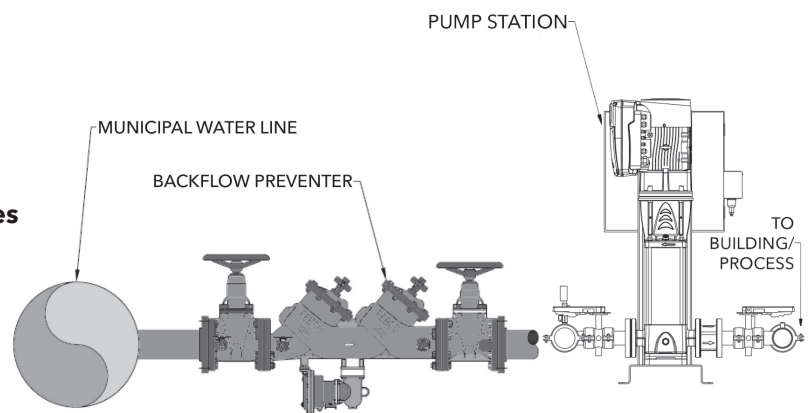
1. Pressurized

Installation where the supply is coming from a pressurized source. Typically this is a municipal water line with a backflow preventer

$$\text{NPSHa} = \text{Suction Pressure}$$

$$\text{Available Boost} = \text{Station discharge pressure} - \text{Station suction pressure} + \text{Station friction losses}$$

Note: Suction pressure should be calculated at full flow to get accurate DP across the backflow preventer.



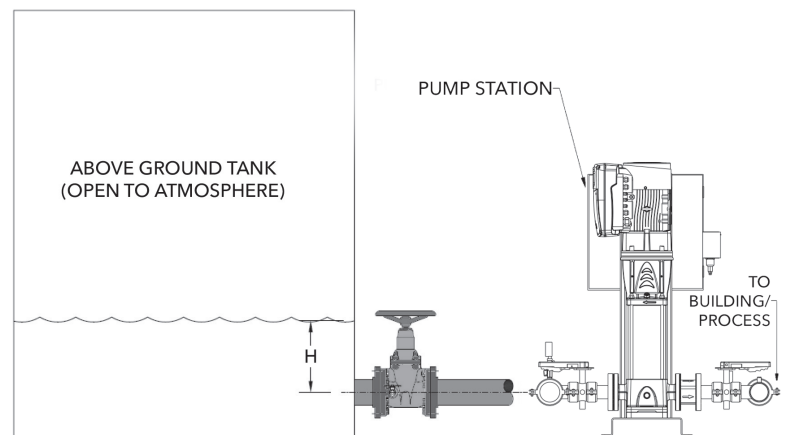
2. Flooded

Installation where the supply is from an above ground tank or water source where the water level is higher than the pump centerline.

$$\text{NPSHa} = h_a - h_{vpa} - h_{st} - h_{fs}$$

$$\text{Available Boost} = \text{Station discharge pressure} - \text{Station suction pressure} + \text{Station friction losses}$$

Note: Elevation can affect atmospheric pressure and temperature, vapor pressure.



Booster Selection (continued)

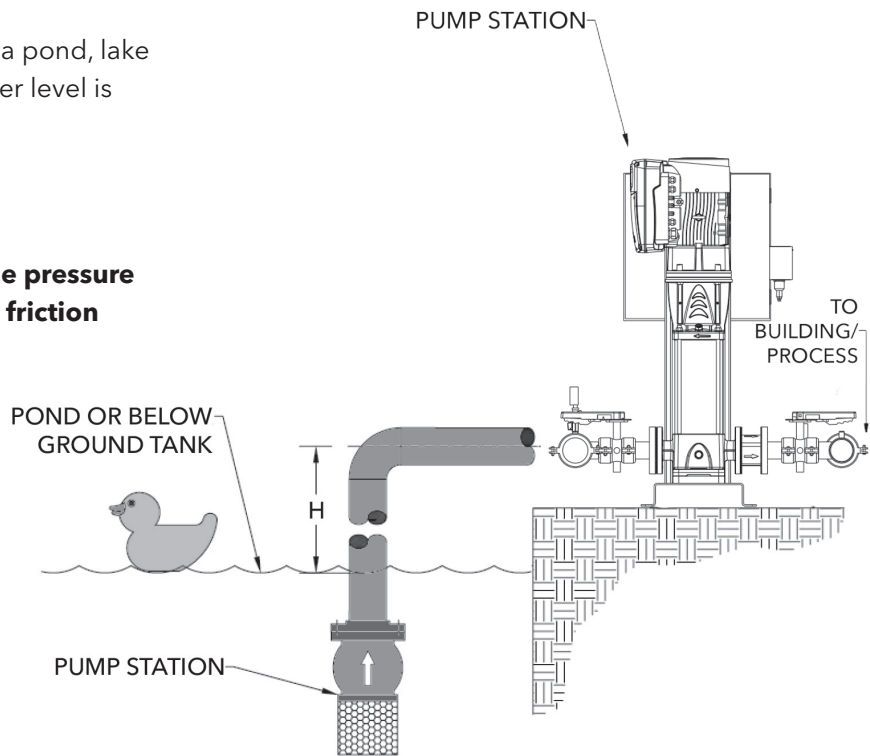
3. Lift

Installation where the supply is from a pond, lake or below ground tank where the water level is below the pump centerline.

$$NPSHa = h_a - h_{vpa} - h_{st} + h_{fs}$$

Available Boost = Station discharge pressure - Station suction pressure + Station friction losses

Note: Lift applications typically require special design considerations. Foot valves and/or dedicated suction valves may be required. Please consult factory for lift applications.



Diaphragm Tanks:

Frequent demand or small system losses determine pressure variations that may be compensated for by using a tank. Correct selection of a diaphragm tank reduces the number of pump starts and if it is installed near the booster set, helps reduce the effect of water hammer or fast acting flush valves.

The e-HVX and e-HVXR booster sets are ready for installation of the diaphragm tanks directly on the delivery manifold or on the unused end of the manifold. In some cases, the gauge location may need to be changed to another available port to support diaphragm installation. For peak performance, variable speed booster sets need smaller tanks compared to traditional systems. Generally speaking a tank with a capacity of just 20% the nominal capacity of a single pump, expressed in gallon per minute, is required.

Example: If a pump is sized for 100GPM, then a tank sized at 20 Gallons would be typical. Pre-charge the tank with air, 10-15 psi below your system pressure. Charge a dry tank without water pressure or before installing in the system

How to Read e-HVX & e-HVXR Curves

To exploit to the maximum potential of e-HVX & e-HVXR Packaged Booster Systems, it's important to properly read working curves shown in the relevant charts.

1) Pump model: Please note, some pages are shared between the e-HVX & e-HVXR series. Those will indicate that the curves are for the e-HVX & e-HVXR as they share identical hydraulic performance. If the e-HVXR is not referenced, that hydraulic is not offered in the e-HVXR configuration.

For example 5SVX11 indicates a 5SV pump size with 11 stages. Additional stages allow for higher total dynamic heads.


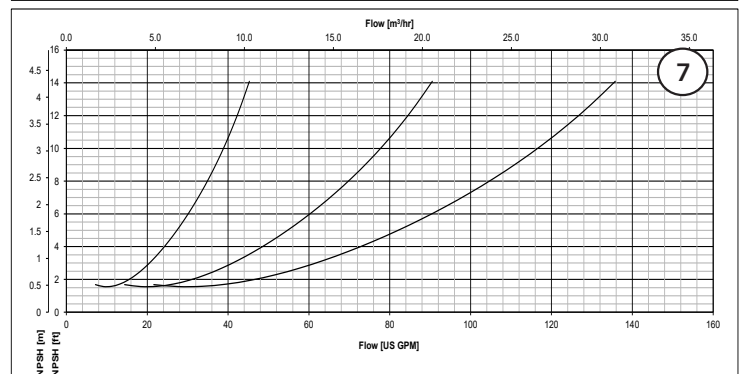
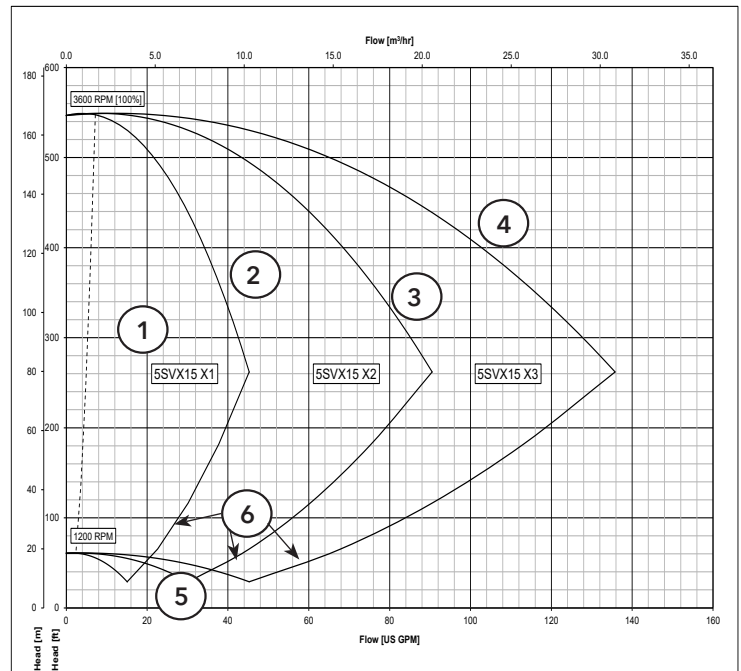
Maximum head curve (100% speed) for: (2) 1 Pump Operation, (3) 2 Pump Operation, (4) 3 Pump operation equal to 3600 rpm or pump running at nominal power.

5) Minimum speed curve: it refers to the minimum rpm the pump motor unit can work at, it's calculated depending on the model of pump maximizing the working area and allowing the highest system flexibility. Pumps run at the same speed.

6) Maximum flow for 1, 2 or 3 pump operation relative to speed.

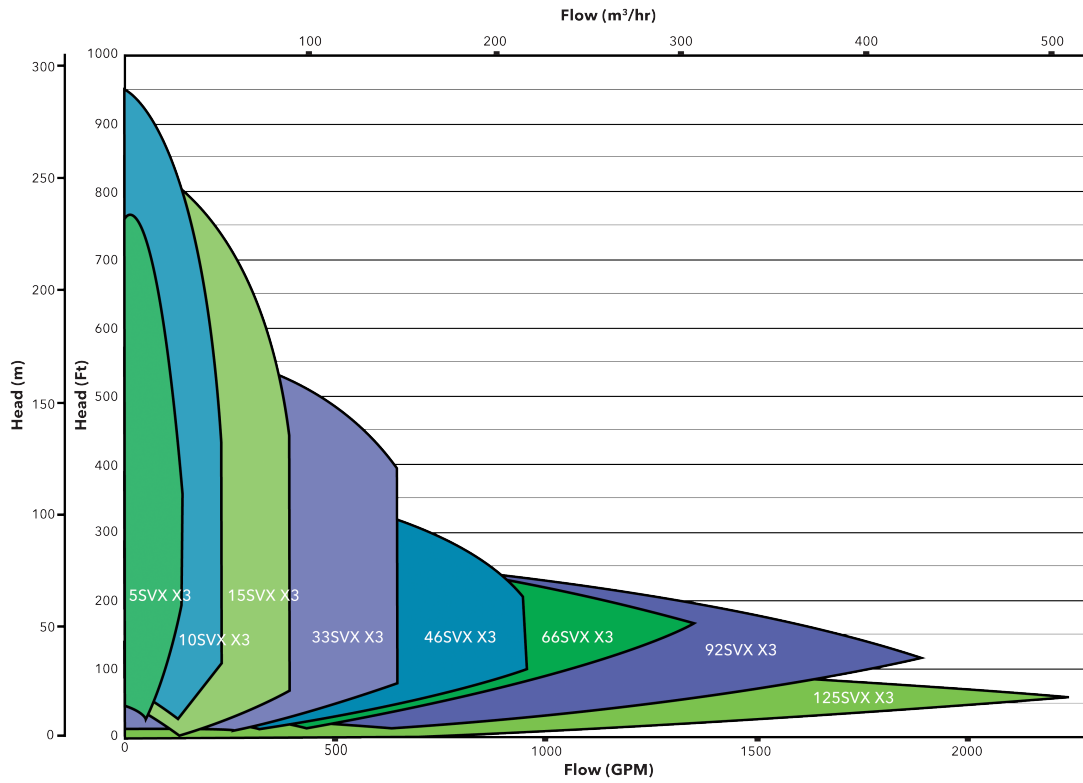
7) NPSH: is the net positive suction head of pump+motor+drive system working at maximum speed.

Load control: e-HVX & e-HVXR Packaged Booster System limits power consumption at high flow/low head conditions. The motor stays protected from overload and ensures a longer life of pump+motor+drive system.

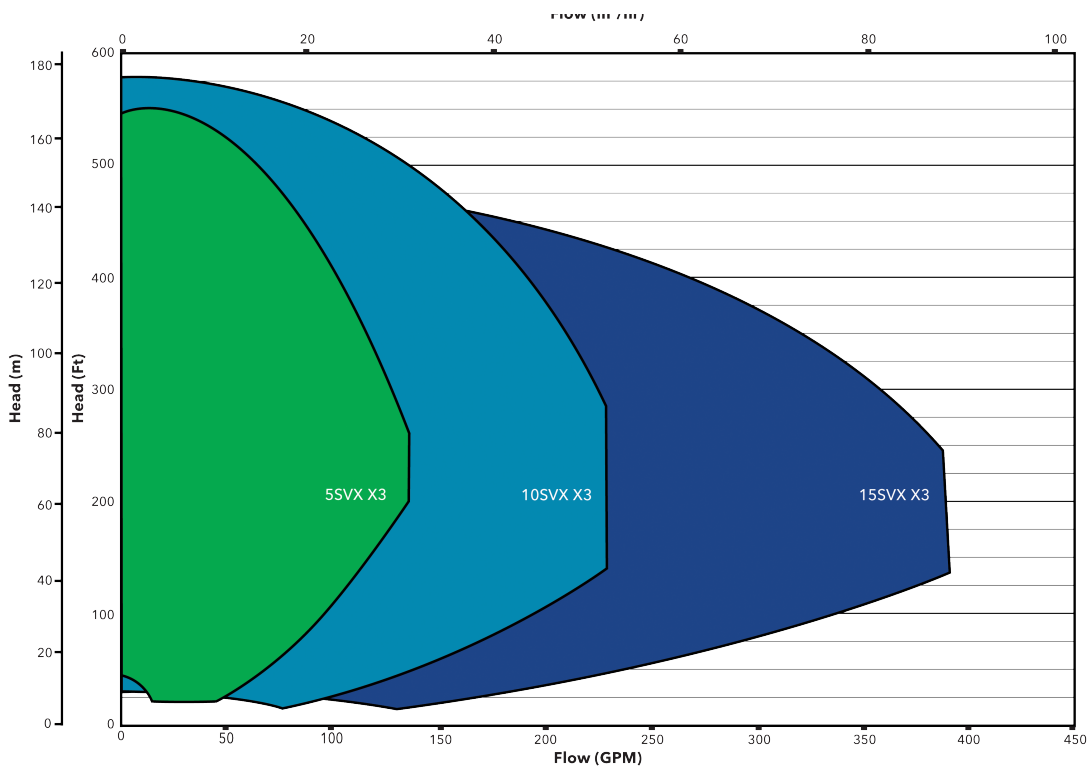


Hydraulic Performance Range

e-HVX Family Curve



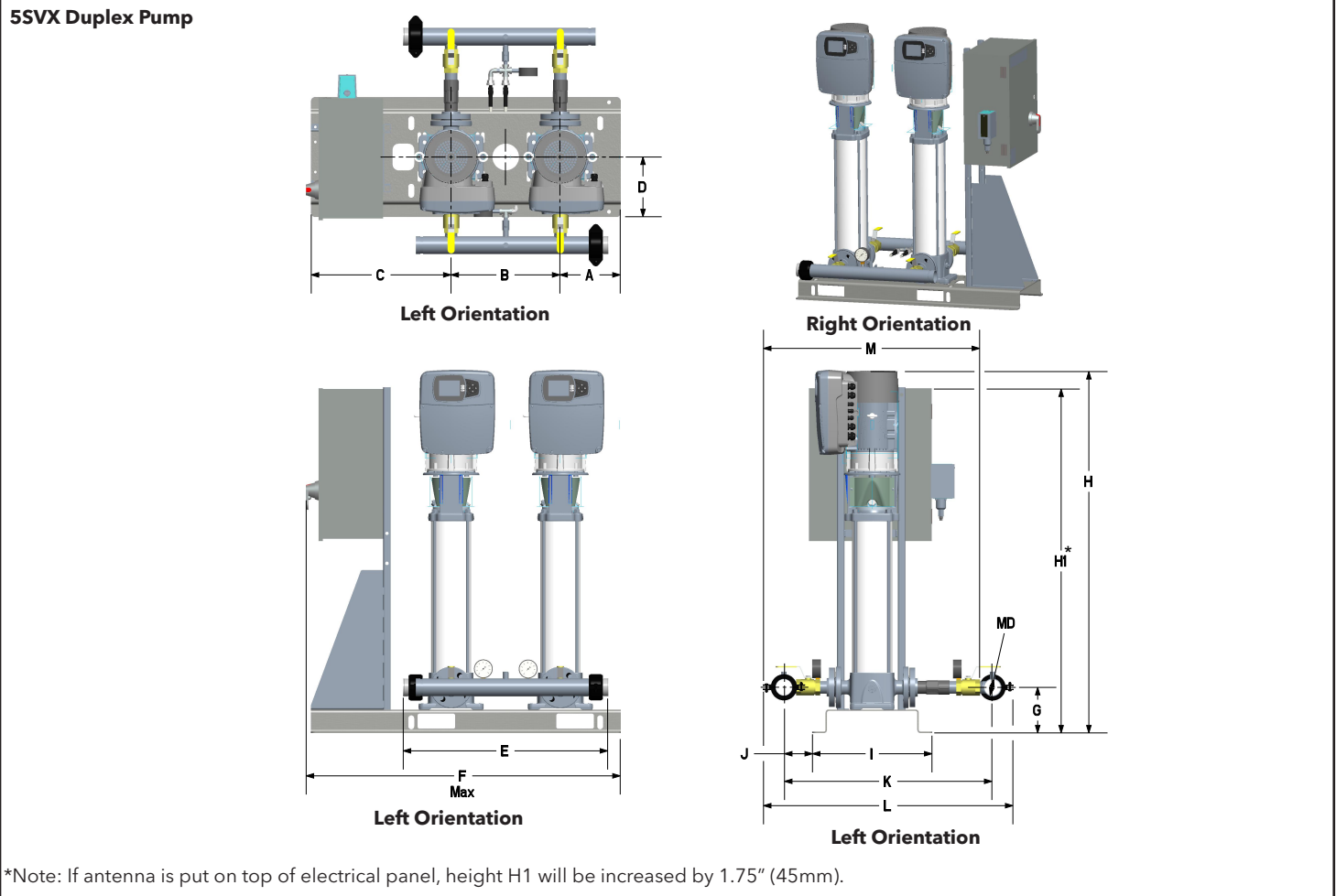
e-HVXR Family Curve



e-HVX & e-HVXR Voltage and Current Summary

Family	Size	Size Availability		Voltage Availability		Duplex				Triplex			
		e-HVX	e-HVXR	200-240V	380-480V	Station FLA (A)		Station MCA (A)		Station FLA (A)		Station MCA (A)	
						200-240V	380-480V	200-240V	380-480V	200-240V	380-480V	200-240V	380-480V
5SV	5SVX11	Y	Y	Y	Y	27	27	30.5	30.5	40	40	43.5	43.5
	5SVX15	Y	Y	Y	Y	49	27	55.25	30.5	73	40	79.25	43.5
	5SVX21	Y	N	Y	Y	49	27	55.25	30.5	73	40	79.25	43.5
10SV	10SVX4	Y	N	Y	Y	49	27	55.25	30.5	73	40	79.25	43.5
	10SVX5	Y	Y	Y	Y	49	27	55.25	30.5	73	40	79.25	43.5
	10SVX8	Y	Y	Y	Y	49	27	55.25	30.5	73	40	79.25	43.5
	10SVX10	Y	Y	Y	Y	101	49	113.75	55.25	151	73	163.75	79.25
	10SVX16	Y	N	Y	Y	101	49	113.75	55.25	151	73	163.75	79.25
15SV	15SVX2	Y	N	Y	Y	49	27	55.25	30.5	73	40	79.25	43.5
	15SVX3	Y	N	Y	Y	49	27	55.25	30.5	73	40	79.25	43.5
	15SVX4	Y	Y	Y	Y	101	49	113.75	55.25	151	73	163.75	79.25
	15SVX7	Y	Y	Y	Y	101	49	113.75	55.25	151	73	163.75	79.25
	15SVX9	Y	N	Y	Y	101	101	113.75	113.75	151	151	163.75	163.75
	15SVX12	Y	N	N	Y	N/A	101	N/A	113.75	N/A	151	N/A	163.75
33SV	33SVX10	Y	N	Y	Y	49	27	55.25	30.5	73	40	79.25	43.5
	33SVX21	Y	N	Y	Y	101	49	113.75	55.25	151	73	163.75	79.25
	33SVX20	Y	N	Y	Y	101	49	113.75	55.25	151	73	163.75	79.25
	33SVX42	Y	N	Y	Y	101	101	113.75	113.75	151	151	163.75	163.75
	33SVX50	Y	N	N	Y	N/A	101	N/A	113.75	N/A	151	N/A	163.75
46SV	46SVX21	Y	N	Y	Y	101	49	113.75	55.25	151	73	163.75	79.25
	46SVX30	Y	N	N	Y	N/A	101	N/A	113.75	N/A	151	N/A	163.75
66SV	66SVX20	Y	N	N	Y	N/A	101	N/A	113.75	N/A	151	N/A	163.75
92SV	92SVX21	Y	N	N	Y	N/A	101	N/A	113.75	N/A	151	N/A	163.75
125SV	125SVX10C	Y	N	N	Y	N/A	101	N/A	113.75	N/A	151	N/A	163.75

e-HVX Dimensions - 5SVX Duplex Pump

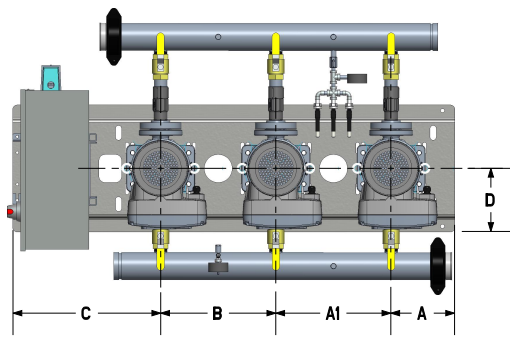


*Note: If antenna is put on top of electrical panel, height H1 will be increased by 1.75" (45mm).

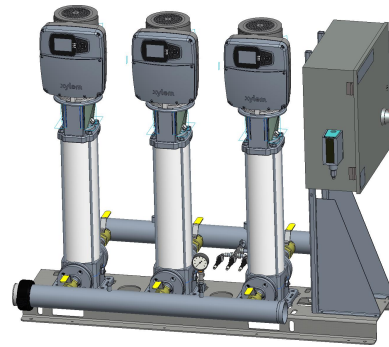
SKID PART NUMBER	A	B	C	D	E	F	G	H	H1	I	J	K	L	M	MD	Weight lb [kg]
HVX2D2L-5SVX11G1AXX0-BG	8.13 [207]	14.63 [372]	18.75 [477]	8 [204]	27.38 [696]	42 [1067]	6.13 [156]	46 [1169]	46 [1169]	16 [407]	3.75 [96]	27.75 [705]	33.38 [848]	28.88 [734]	2 [51]	387 [176]
HVX2D2L-5SVX15G2AXX0-BG	8.13 [207]	14.63 [372]	18.75 [477]	8 [204]	27.38 [696]	42 [1067]	6.13 [156]	46 [1169]	46 [1169]	16 [407]	3.75 [96]	27.75 [705]	33.38 [848]	28.88 [734]	2 [51]	401 [182]
HVX2D2L-5SVX21GHAXX0-BG	8.13 [207]	14.63 [372]	18.75 [477]	8 [204]	27.38 [696]	42 [1067]	6.13 [156]	48.38 [1229]	46 [1169]	16 [407]	3.75 [96]	27.75 [705]	33.38 [848]	28.88 [734]	2 [51]	438 [199]
HVX2L2L-5SVX11G1ALX0-BG	8.13 [207]	14.63 [372]	18.75 [477]	8 [204]	27.38 [696]	42 [1067]	6.13 [156]	46 [1169]	46 [1169]	16 [407]	3.75 [96]	27.75 [705]	33.38 [848]	28.88 [734]	2 [51]	387 [176]
HVX2L2L-5SVX15GHALX0-BG	8.13 [207]	14.63 [372]	18.75 [477]	8 [204]	27.38 [696]	42 [1067]	6.13 [156]	46.25 [1175]	46 [1169]	16 [407]	3.75 [96]	27.75 [705]	33.38 [848]	28.88 [734]	2 [51]	550 [250]
HVX2L2L-5SVX21GHALX0-BG	8.13 [207]	14.63 [372]	18.75 [477]	8 [204]	27.38 [696]	42 [1067]	6.13 [156]	52.16 [1325]	46 [1169]	16 [407]	3.75 [96]	27.75 [705]	33.38 [848]	28.88 [734]	2 [51]	569 [258]
HVX2D2R-5SVX11G1AXX0-BG	8.13 [207]	14.63 [372]	18.75 [477]	8 [204]	27.38 [696]	42 [1067]	6.13 [156]	46 [1169]	46 [1169]	16 [407]	3.75 [96]	27.75 [705]	33.38 [848]	28.88 [734]	2 [51]	387 [176]
HVX2D2R-5SVX15G2AXX0-BG	8.13 [207]	14.63 [372]	18.75 [477]	8 [204]	27.38 [696]	42 [1067]	6.13 [156]	46 [1169]	46 [1169]	16 [407]	3.75 [96]	27.75 [705]	33.38 [848]	28.88 [734]	2 [51]	401 [182]
HVX2D2R-5SVX21GHAXX0-BG	8.13 [207]	14.63 [372]	18.75 [477]	8 [204]	27.38 [696]	42 [1067]	6.13 [156]	48.38 [1229]	46 [1169]	16 [407]	3.75 [96]	27.75 [705]	33.38 [848]	28.88 [734]	2 [51]	438 [199]
HVX2L2R-5SVX11G1ALX0-BG	8.13 [207]	14.63 [372]	18.75 [477]	8 [204]	27.38 [696]	42 [1067]	6.13 [156]	46 [1169]	46 [1169]	16 [407]	3.75 [96]	27.75 [705]	33.38 [848]	28.88 [734]	2 [51]	387 [176]
HVX2L2R-5SVX15GHALX0-BG	8.13 [207]	14.63 [372]	18.75 [477]	8 [204]	27.38 [696]	42 [1067]	6.13 [156]	46.25 [1175]	46 [1169]	16 [407]	3.75 [96]	27.75 [705]	33.38 [848]	28.88 [734]	2 [51]	550 [250]
HVX2L2R-5SVX21GHALX0-BG	8.13 [207]	14.63 [372]	18.75 [477]	8 [204]	27.38 [696]	42 [1067]	6.13 [156]	52.16 [1325]	46 [1169]	16 [407]	3.75 [96]	27.75 [705]	33.38 [848]	28.88 [734]	2 [51]	569 [258]

e-HVX Dimensions - 5SVX Triplex Pump

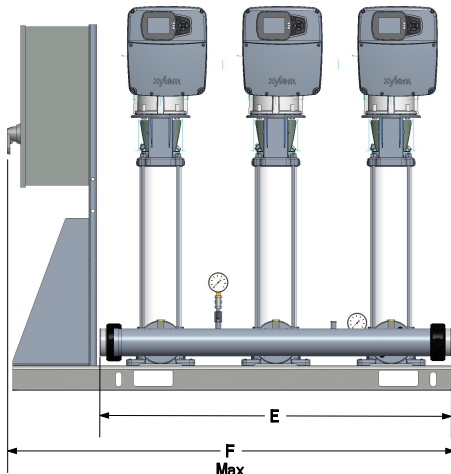
5SVX Triplex Pump



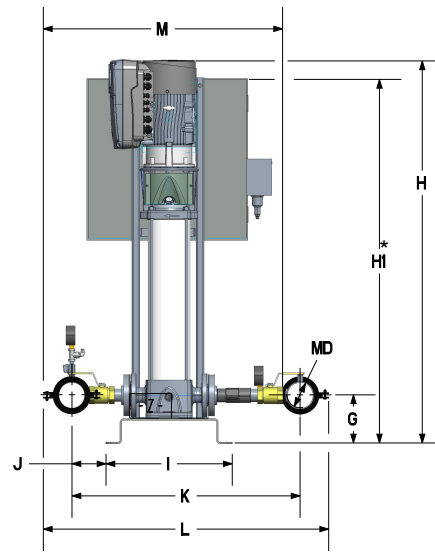
Left Orientation



Right Orientation



Left Orientation

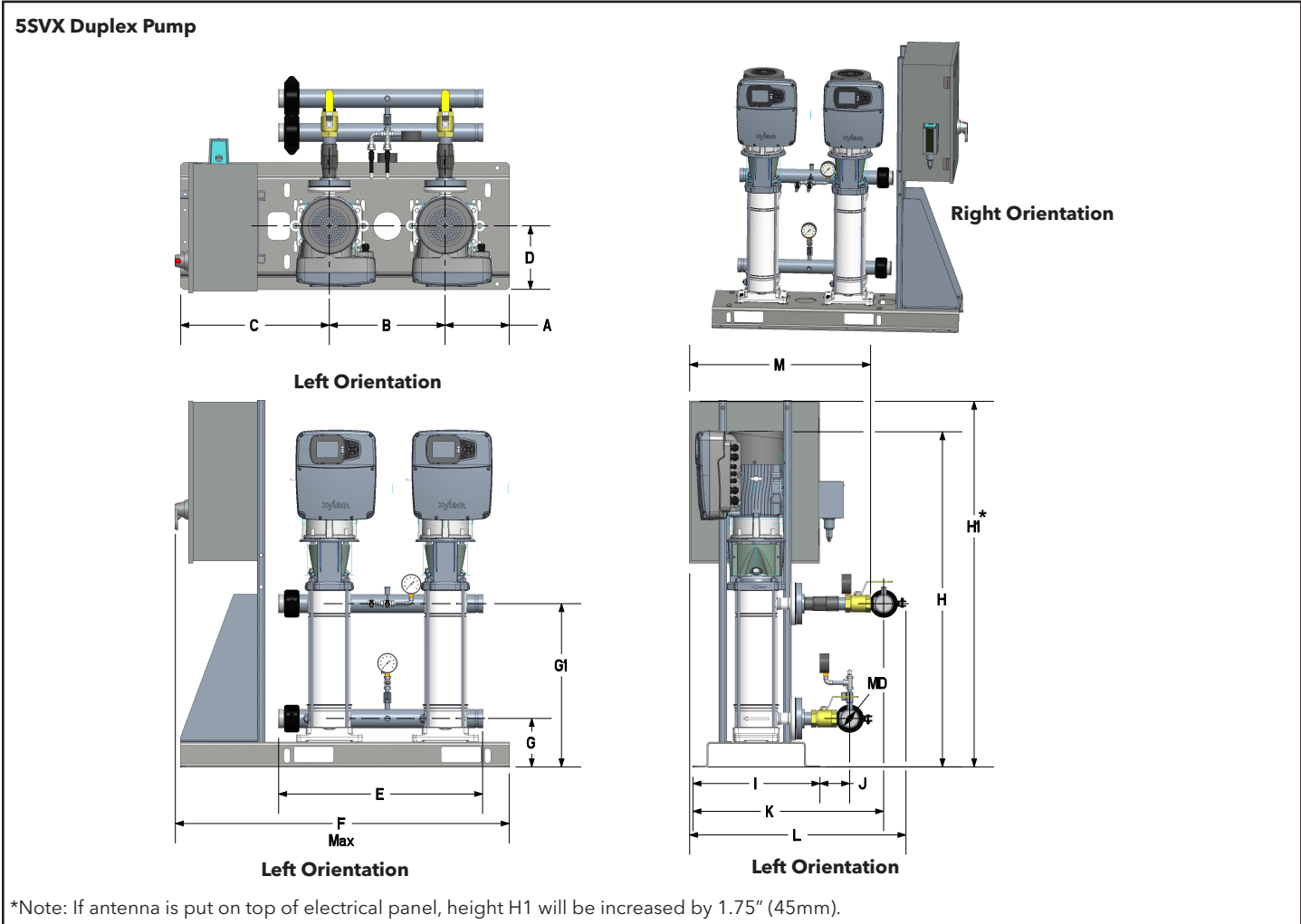


Left Orientation

*Note: If antenna is put on top of electrical panel, height H1 will be increased by 1.75" (45mm).

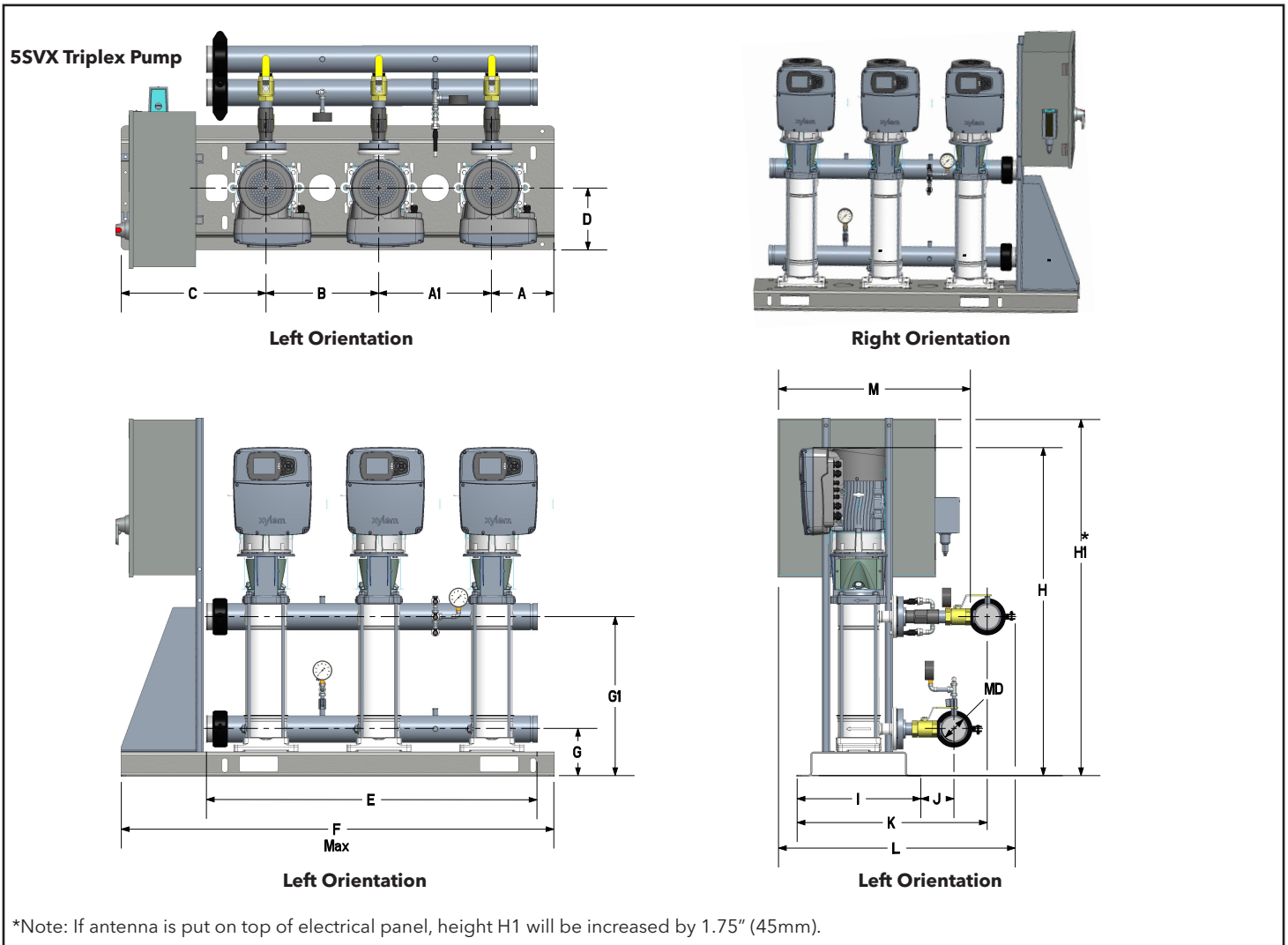
SKID PART NUMBER	A	A1	B	C	D	E	F	G	H	H1	I	J	K	L	M	MD	Weight lb [kg]
HVX3D3L-5SVX11G1AXX0-BG	8.13 [207]	14.63 [372]	14.63 [372]	18.75 [477]	8 [204]	44.5 [1131]	56.63 [1439]	6.13 [156]	46 [1169]	46 [1169]	16 [407]	4.25 [108]	28.88 [734]	36.13 [918]	30.25 [769]	3 [77]	567 [257]
HVX3D3L-5SVX15G2AXX0-BG	8.13 [207]	14.63 [372]	14.63 [372]	18.75 [477]	8 [204]	44.5 [1131]	56.63 [1439]	6.13 [156]	46 [1169]	46 [1169]	16 [407]	4.25 [108]	28.88 [734]	36.13 [918]	30.25 [769]	3 [77]	587 [267]
HVX3D3L-5SVX21GHAXX0-BG	8.13 [207]	14.63 [372]	14.63 [372]	18.75 [477]	8 [204]	44.5 [1131]	56.63 [1439]	6.13 [156]	48.38 [1229]	46 [1169]	16 [407]	4.25 [108]	28.88 [734]	36.13 [918]	30.25 [769]	3 [77]	643 [292]
HVX3L3L-5SVX11G1ALX0-BG	8.13 [207]	14.63 [372]	14.63 [372]	18.75 [477]	8 [204]	44.5 [1131]	56.63 [1439]	6.13 [156]	46 [1169]	46 [1169]	16 [407]	4.25 [108]	28.88 [734]	36.13 [918]	30.25 [769]	3 [77]	567 [257]
HVX3L3L-5SVX15GHALX0-BG	8.13 [207]	14.63 [372]	14.63 [372]	18.75 [477]	8 [204]	44.5 [1131]	56.63 [1439]	6.13 [156]	46.25 [1175]	46 [1169]	16 [407]	4.25 [108]	28.88 [734]	36.13 [918]	30.25 [769]	3 [77]	812 [368]
HVX3L3L-5SVX21GHALX0-BG	8.13 [207]	14.63 [372]	14.63 [372]	18.75 [477]	8 [204]	44.5 [1131]	56.63 [1439]	6.13 [156]	52.16 [1325]	46 [1169]	16 [407]	4.25 [108]	28.88 [734]	36.13 [918]	30.25 [769]	3 [77]	839 [381]
HVX3D3R-5SVX11G1AXX0-BG	8.13 [207]	14.63 [372]	14.63 [372]	18.75 [477]	8 [204]	44.5 [1131]	56.63 [1439]	6.13 [156]	46 [1169]	46 [1169]	16 [407]	4.25 [108]	28.88 [734]	36.13 [918]	30.25 [769]	3 [77]	567 [257]
HVX3D3R-5SVX15G2AXX0-BG	8.13 [207]	14.63 [372]	14.63 [372]	18.75 [477]	8 [204]	44.5 [1131]	56.63 [1439]	6.13 [156]	46 [1169]	46 [1169]	16 [407]	4.25 [108]	28.88 [734]	36.13 [918]	30.25 [769]	3 [77]	587 [267]
HVX3D3R-5SVX21GHAXX0-BG	8.13 [207]	14.63 [372]	14.63 [372]	18.75 [477]	8 [204]	44.5 [1131]	56.63 [1439]	6.13 [156]	48.38 [1229]	46 [1169]	16 [407]	4.25 [108]	28.88 [734]	36.13 [918]	30.25 [769]	3 [77]	643 [292]
HVX3L3R-5SVX11G1ALX0-BG	8.13 [207]	14.63 [372]	14.63 [372]	18.75 [477]	8 [204]	44.5 [1131]	56.63 [1439]	6.13 [156]	46 [1169]	46 [1169]	16 [407]	4.25 [108]	28.88 [734]	36.13 [918]	30.25 [769]	3 [77]	567 [257]
HVX3L3R-5SVX15GHALX0-BG	8.13 [207]	14.63 [372]	14.63 [372]	18.75 [477]	8 [204]	44.5 [1131]	56.63 [1439]	6.13 [156]	46.25 [1175]	46 [1169]	16 [407]	4.25 [108]	28.88 [734]	36.13 [918]	30.25 [769]	3 [77]	812 [368]
HVX3L3R-5SVX21GHALX0-BG	8.13 [207]	14.63 [372]	14.63 [372]	18.75 [477]	8 [204]	44.5 [1131]	56.63 [1439]	6.13 [156]	52.16 [1325]	46 [1169]	16 [407]	4.25 [108]	28.88 [734]	36.13 [918]	30.25 [769]	3 [77]	839 [381]

e-HVXR Dimensions - 5SVX Duplex Pump



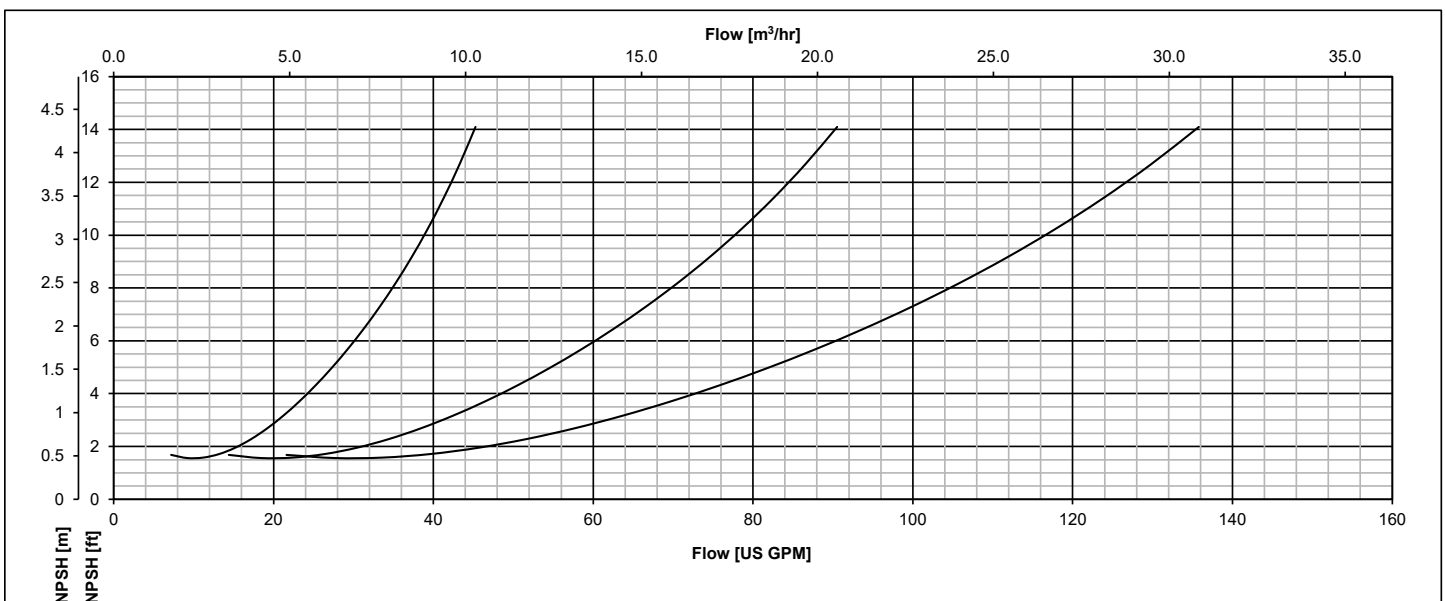
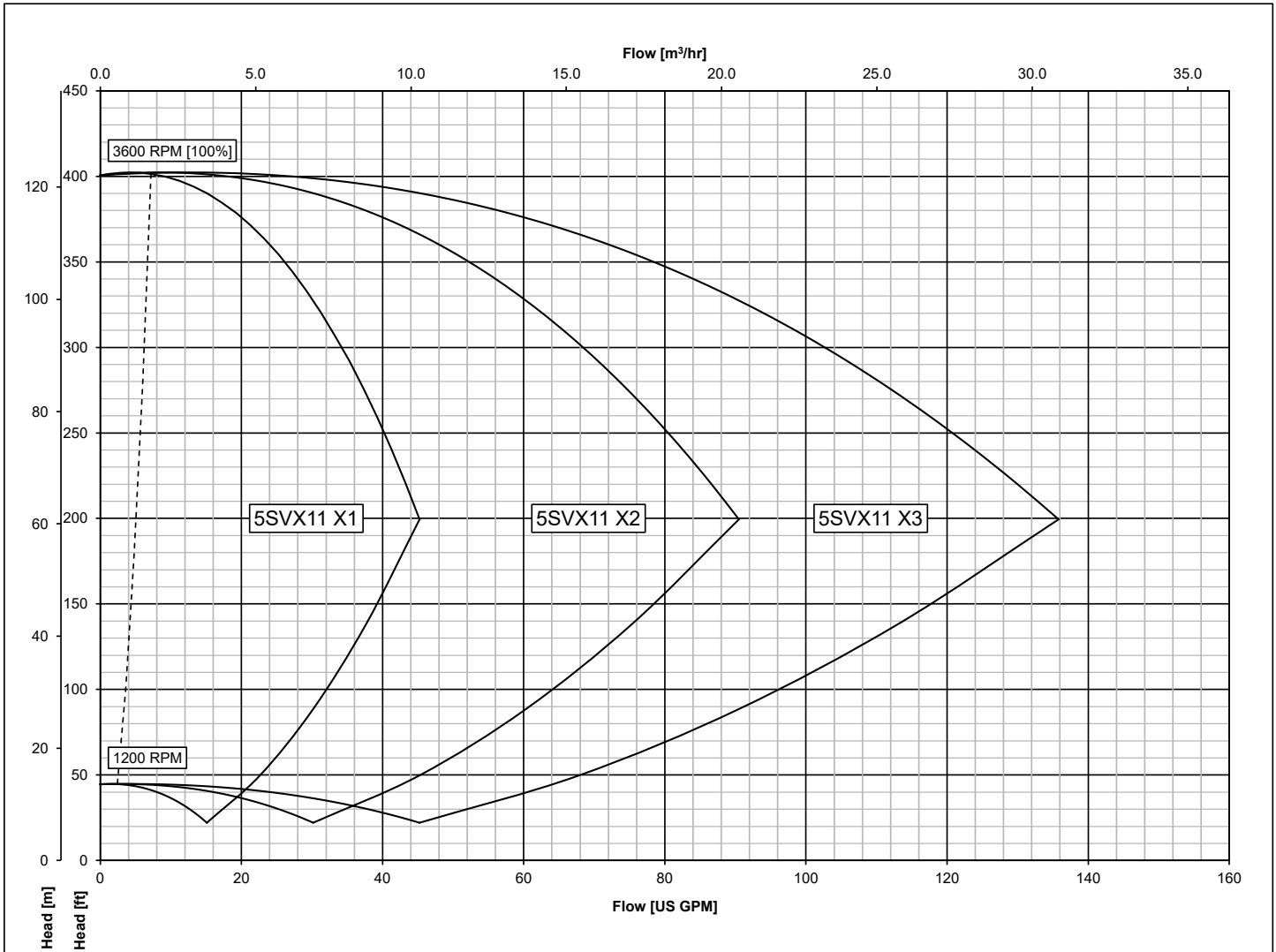
SKID PART NUMBER	A	B	C	D	E	F	G	G1	H	H1	I	J	K	L	M	MD	Weight lb [kg]
HVXR2D2L-5SVX11R1AXX0-BG	8.07 [205]	14.63 [372]	18.75 [477]	8 [204]	25.63 [651]	42 [1067]	6.13 [156]	20.5 [521]	46 [1169]	46 [1169]	16 [407]	3.75 [96]	24 [610]	27.25 [693]	22.75 [578]	2 [51]	387 [176]
HVXR2D2L-5SVX15R2AXX0-BG	8.07 [205]	14.63 [372]	18.75 [477]	8 [204]	25.63 [651]	42 [1067]	6.13 [156]	20.5 [521]	46 [1169]	46 [1169]	16 [407]	3.75 [96]	24 [610]	27.25 [693]	22.75 [578]	2 [51]	401 [182]
HVXR2L2L-5SVX11R1ALX0-BG	8.07 [205]	14.63 [372]	18.75 [477]	8 [204]	25.63 [651]	42 [1067]	6.13 [156]	20.5 [521]	46.13 [1172]	46 [1169]	16 [407]	3.75 [96]	24 [610]	27.25 [693]	22.75 [578]	2 [51]	387 [176]
HVXR2L2L-5SVX15RHALX0-BG	8.07 [205]	14.63 [372]	18.75 [477]	8 [204]	25.63 [651]	42 [1067]	6.13 [156]	20.5 [521]	46.13 [1172]	46 [1169]	16 [407]	3.75 [96]	24 [610]	27.25 [693]	22.75 [578]	2 [51]	550 [250]
HVXR2D2R-5SVX11R1AXX0-BG	8.07 [205]	14.63 [372]	18.75 [477]	8 [204]	25.63 [651]	42 [1067]	6.13 [156]	20.5 [521]	46 [1169]	46 [1169]	16 [407]	3.75 [96]	24 [610]	27.25 [693]	22.75 [578]	2 [51]	387 [176]
HVXR2D2R-5SVX15R2AXX0-BG	8.07 [205]	14.63 [372]	18.75 [477]	8 [204]	25.63 [651]	42 [1067]	6.13 [156]	20.5 [521]	46 [1169]	46 [1169]	16 [407]	3.75 [96]	24 [610]	27.25 [693]	22.75 [578]	2 [51]	401 [182]
HVXR2L2R-5SVX11R1ALX0-BG	8.07 [205]	14.63 [372]	18.75 [477]	8 [204]	25.63 [651]	42 [1067]	6.13 [156]	20.5 [521]	46.13 [1172]	46 [1169]	16 [407]	3.75 [96]	24 [610]	27.25 [693]	22.75 [578]	2 [51]	387 [176]
HVXR2L2R-5SVX15RHALX0-BG	8.07 [205]	14.63 [372]	18.75 [477]	8 [204]	25.63 [651]	42 [1067]	6.13 [156]	20.5 [521]	46.13 [1172]	46 [1169]	16 [407]	3.75 [96]	24 [610]	27.25 [693]	22.75 [578]	2 [51]	550 [250]

e-HVXR Dimensions - 5SVX Triplex Pump

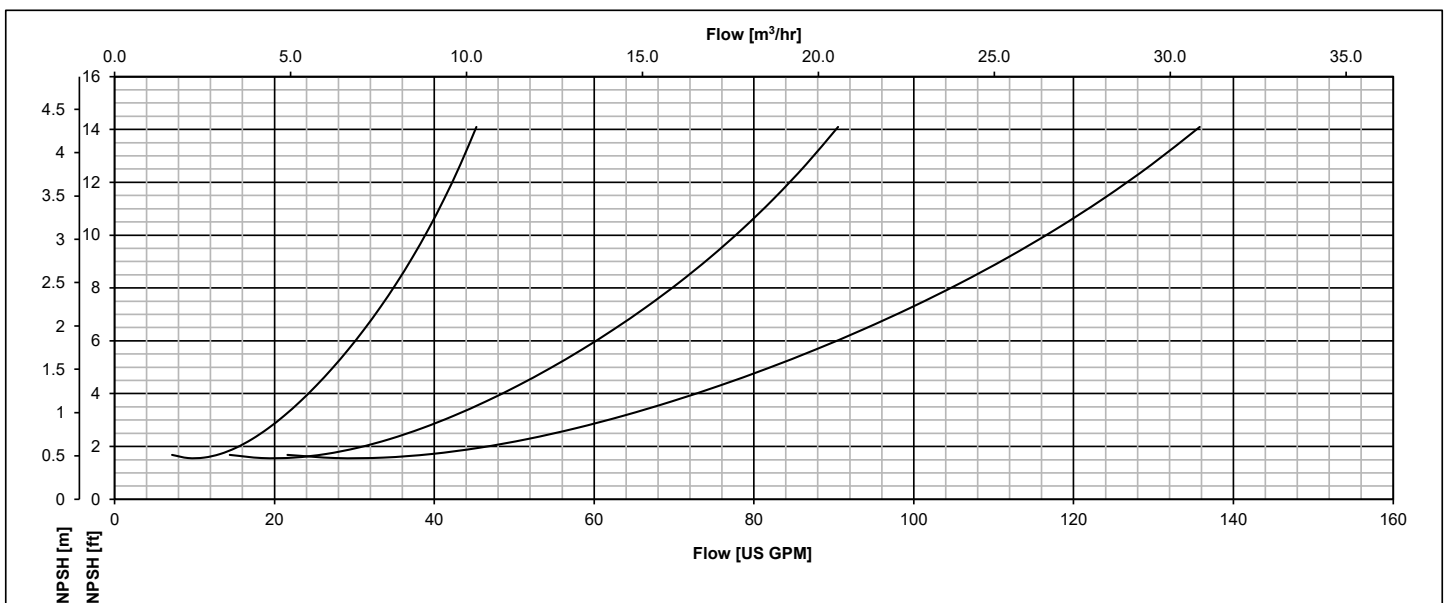
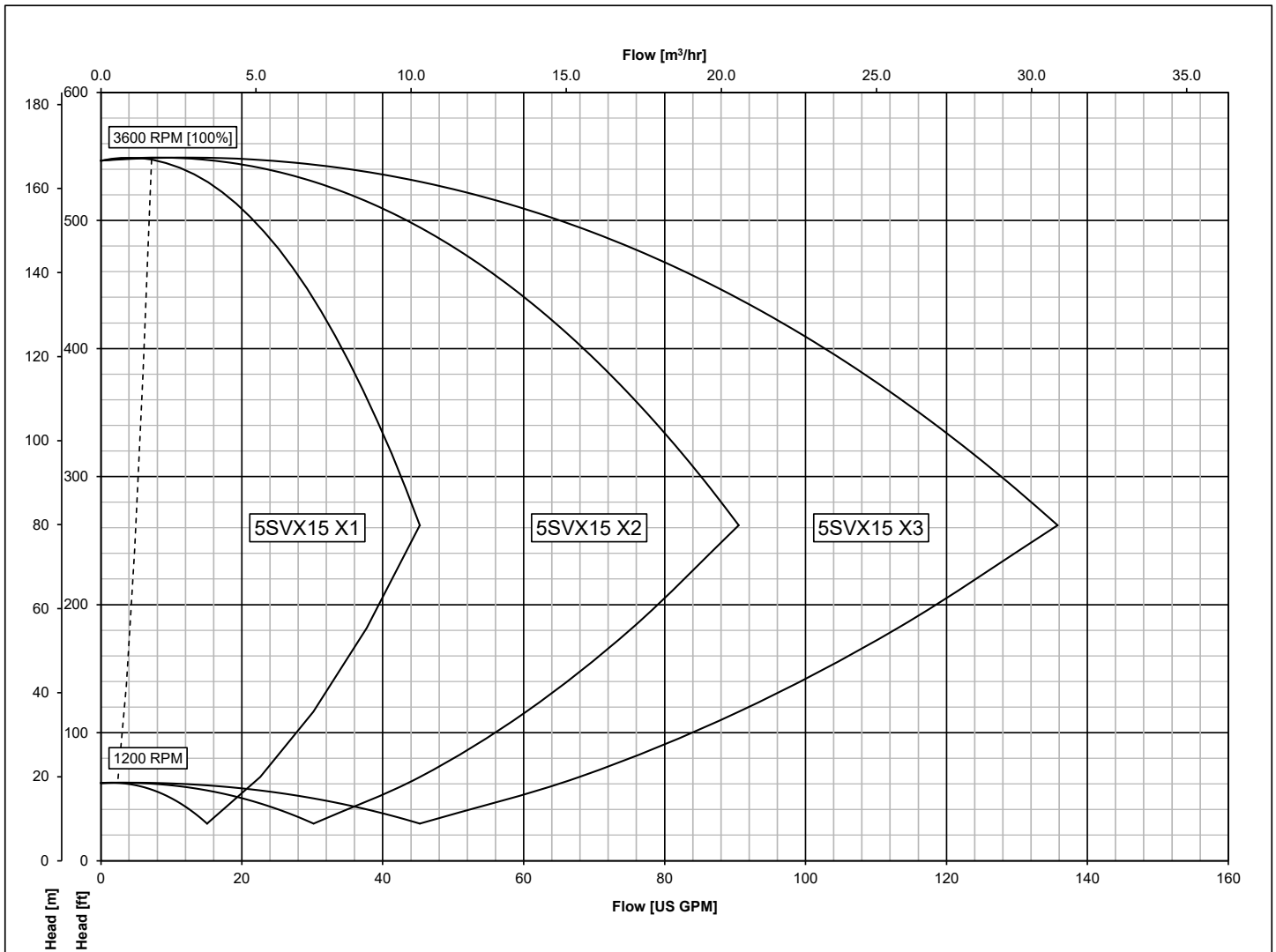


SKID PART NUMBER	A	A1	B	C	D	E	F	G	G1	H	H1	I	J	K	L	M	MD	Weight lb [kg]
HVXR3D3L-5SVX11R1AXX0-BG	8.13 [207]	14.63 [372]	14.63 [372]	18.75 [477]	8 [204]	42.75 [1086]	56.63 [1439]	6.13 [156]	20.5 [521]	46 [1169]	46 [1169]	16 [407]	4.25 [108]	24.63 [626]	30.63 [778]	24.75 [629]	3 [77]	567 [258]
HVXR3D3L-5SVX15R2AXX0-BG	8.13 [207]	14.63 [372]	14.63 [372]	18.75 [477]	8 [204]	42.75 [1086]	56.63 [1439]	6.13 [156]	20.5 [521]	46 [1169]	46 [1169]	16 [407]	4.25 [108]	24.63 [626]	30.63 [778]	24.75 [629]	3 [77]	588 [267]
HVXR3L3L-5SVX11R1ALX0-BG	8.13 [207]	14.63 [372]	14.63 [372]	18.75 [477]	8 [204]	42.75 [1086]	56.63 [1439]	6.13 [156]	20.5 [521]	46 [1169]	46.13 [1172]	16 [407]	4.25 [108]	24.63 [626]	30.63 [778]	24.75 [629]	3 [77]	567 [258]
HVXR3L3L-5SVX15RHALX0-BG	8.13 [207]	14.63 [372]	14.63 [372]	18.75 [477]	8 [204]	42.75 [1086]	56.63 [1439]	6.13 [156]	20.5 [521]	46.13 [1172]	46.13 [1172]	16 [407]	4.25 [108]	24.63 [626]	30.63 [778]	24.75 [629]	3 [77]	812 [369]
HVXR3D3R-5SVX11R1AXX0-BG	8.13 [207]	14.63 [372]	14.63 [372]	18.75 [477]	8 [204]	42.75 [1086]	56.63 [1439]	6.13 [156]	20.5 [521]	46 [1169]	46 [1169]	16 [407]	4.25 [108]	24.63 [626]	30.63 [778]	24.75 [629]	3 [77]	567 [258]
HVXR3D3R-5SVX15R2AXX0-BG	8.13 [207]	14.63 [372]	14.63 [372]	18.75 [477]	8 [204]	42.75 [1086]	56.63 [1439]	6.13 [156]	20.5 [521]	46 [1169]	46 [1169]	16 [407]	4.25 [108]	24.63 [626]	30.63 [778]	24.75 [629]	3 [77]	588 [267]
HVXR3L3R-5SVX11R1ALX0-BG	8.13 [207]	14.63 [372]	14.63 [372]	18.75 [477]	8 [204]	42.75 [1086]	56.63 [1439]	6.13 [156]	20.5 [521]	46 [1169]	46.13 [1172]	16 [407]	4.25 [108]	24.63 [626]	30.63 [778]	24.75 [629]	3 [77]	567 [258]
HVXR3L3R-5SVX15RHALX0-BG	8.13 [207]	14.63 [372]	14.63 [372]	18.75 [477]	8 [204]	42.75 [1086]	56.63 [1439]	6.13 [156]	20.5 [521]	46.13 [1172]	46.13 [1172]	16 [407]	4.25 [108]	24.63 [626]	30.63 [778]	24.75 [629]	3 [77]	812 [369]

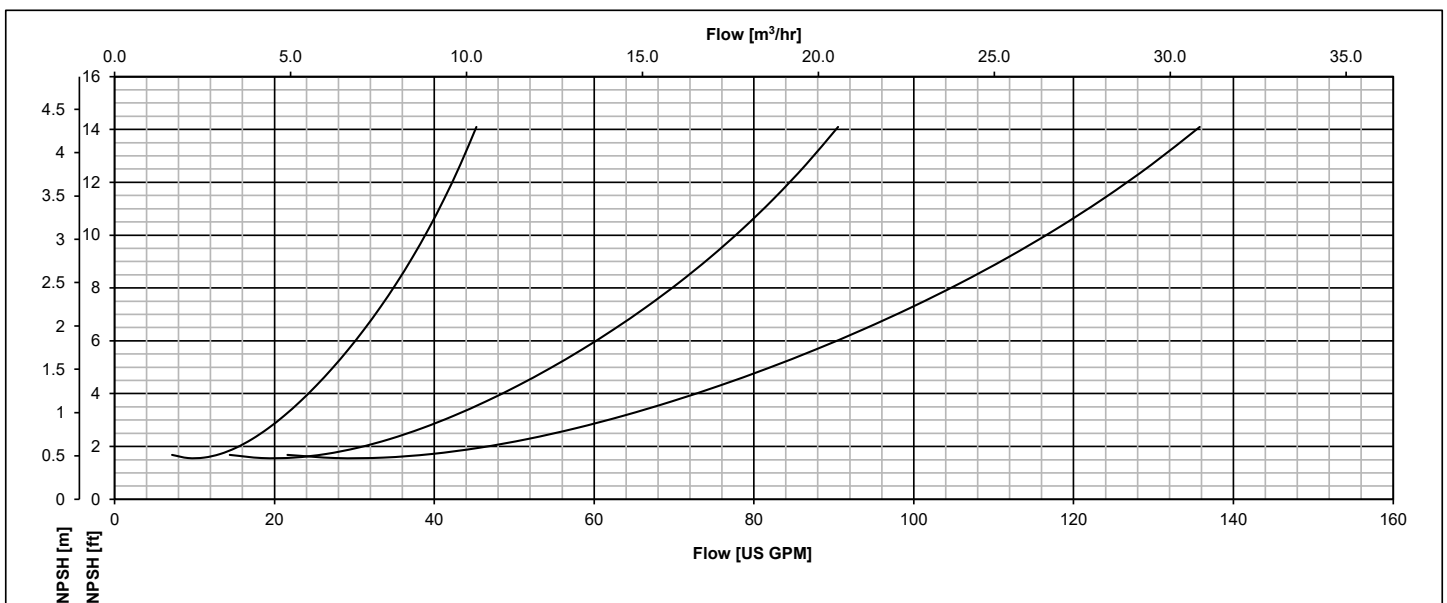
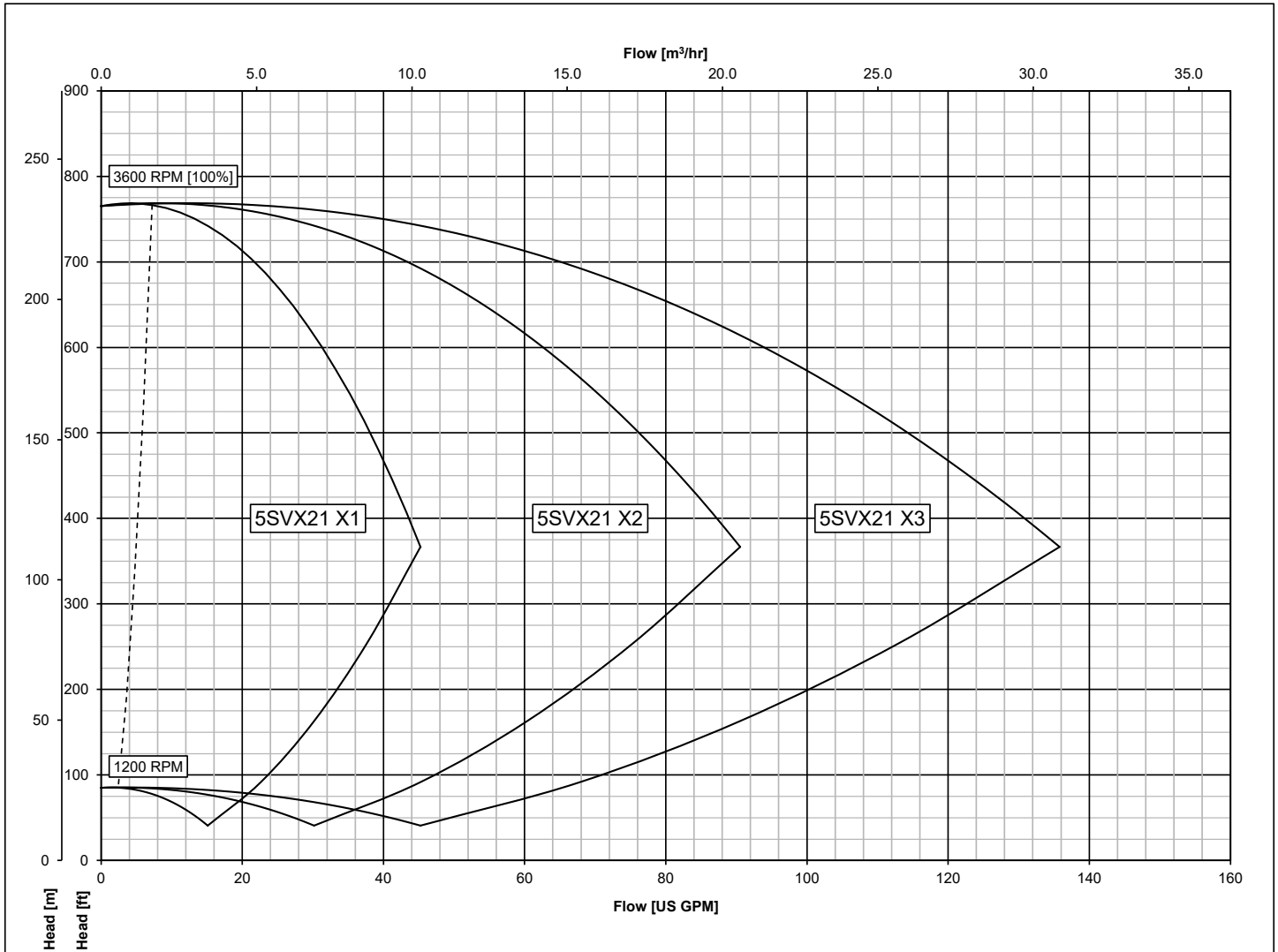
e-HVX & e-HVXR Hydraulic Performance - 5SVX11



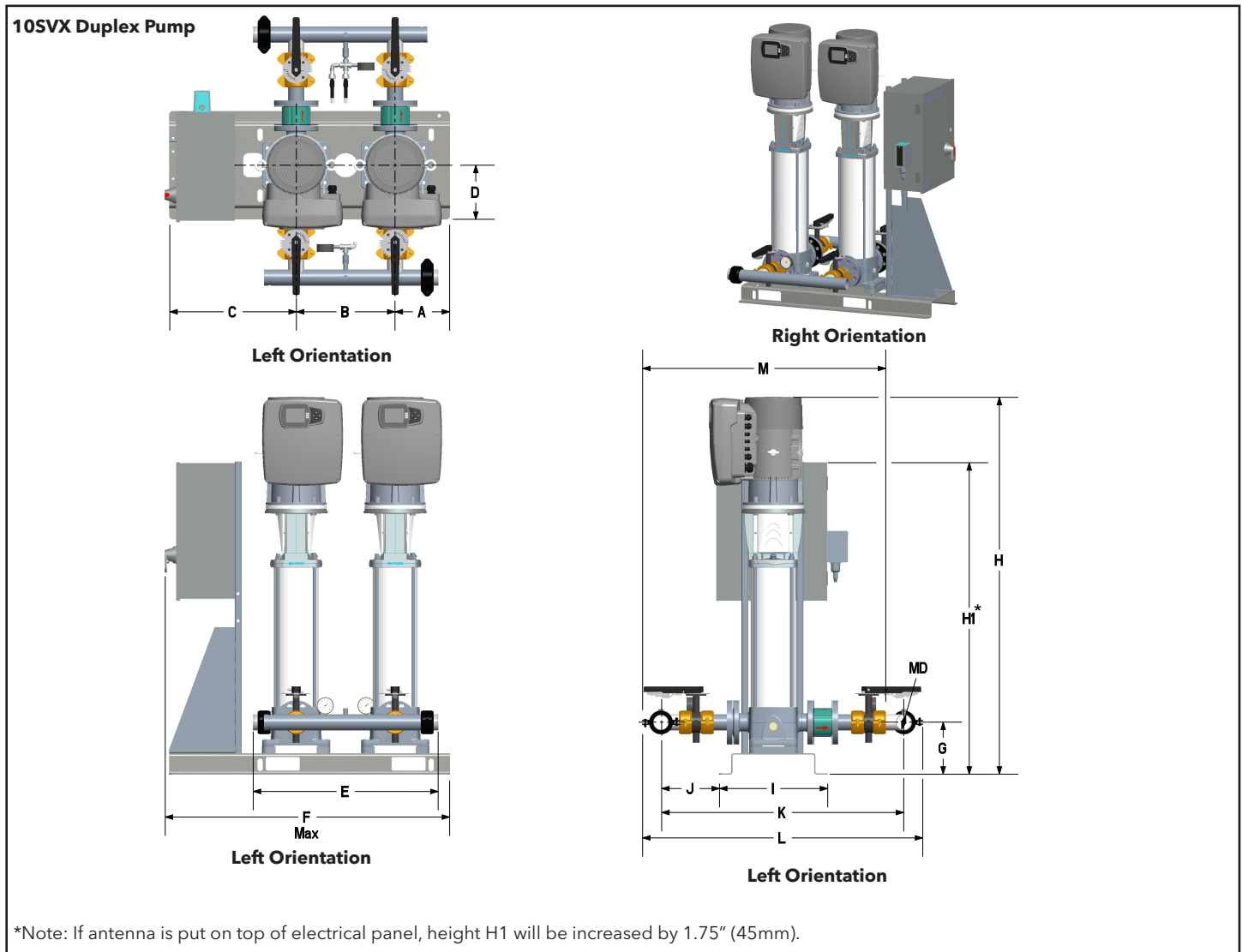
e-HVX & e-HVXR Hydraulic Performance - 5SVX15



e-HVX Hydraulic Performance - 5SVX21



e-HVX Dimensions - 10SVX Duplex Pump

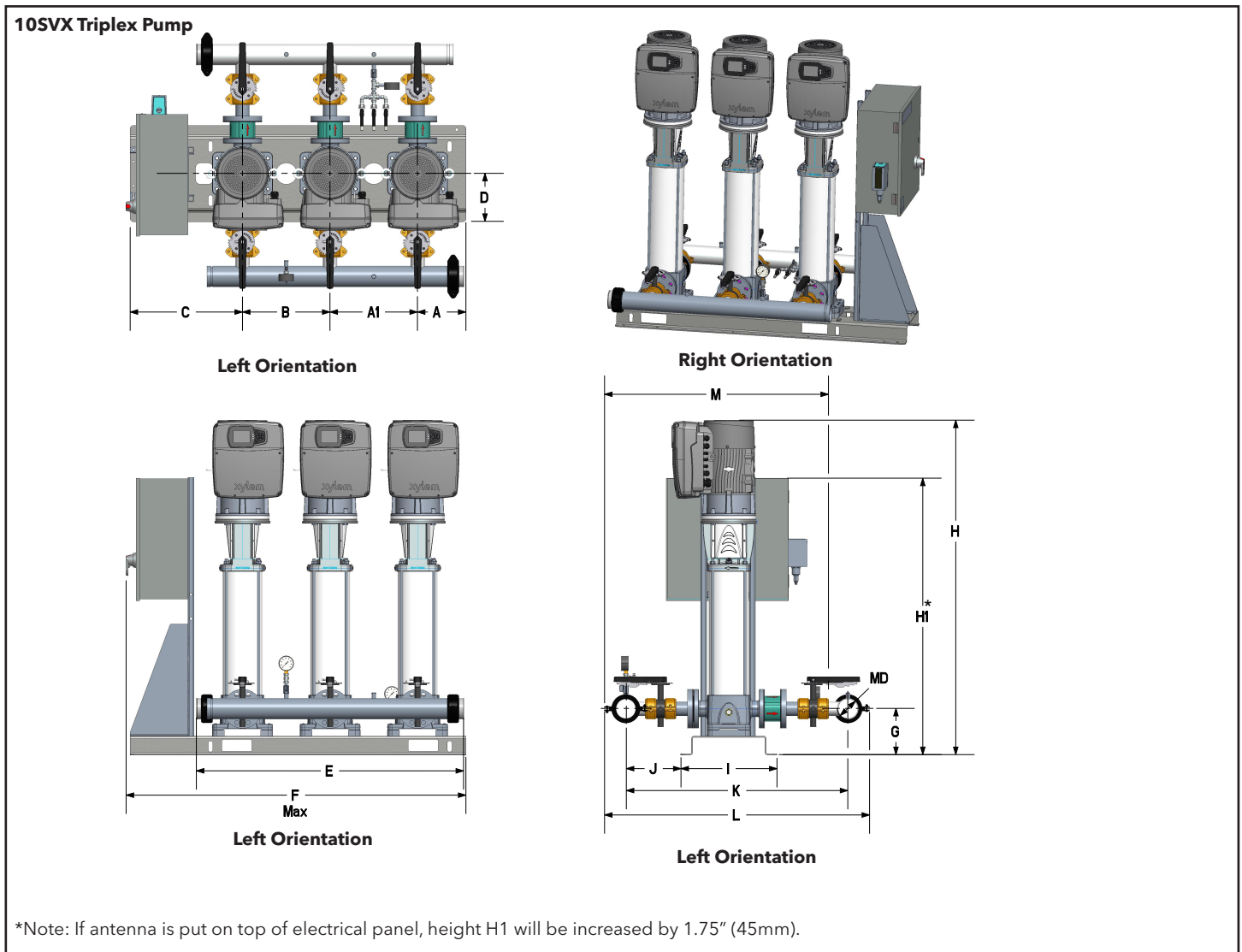


SKID PART NUMBER	A	B	C	D	E	F	G	H	H1	I	J	K	L	M	MD	Weight lb [kg]
HVX2D2L-10SVX4G1AXX0-BG	8.13 [207]	14.63 [372]	18.75 [477]	8 [204]	27.38 [696]	42 [1067]	7.75 [197]	46 [1169]	46 [1169]	16 [407]	8.5 [216]	35.75 [909]	41.38 [1051]	35.88 [912]	2 [51]	503 [228]
HVX2D2L-10SVX5G2AXX0-BG	8.13 [207]	14.63 [372]	18.75 [477]	8 [204]	27.38 [696]	42 [1067]	7.75 [197]	46 [1169]	46 [1169]	16 [407]	8.5 [216]	35.75 [909]	41.38 [1051]	35.88 [912]	2 [51]	512 [233]
HVX2D2L-10SVX8GHAXX0-BG	8.13 [207]	14.63 [372]	18.75 [477]	8 [204]	27.38 [696]	42 [1067]	7.75 [197]	46 [1169]	46 [1169]	16 [407]	8.5 [216]	35.75 [909]	41.38 [1051]	35.88 [912]	2 [51]	544 [247]
HVX2D2L-10SVX10GJAXX0-BG	8.13 [207]	14.63 [372]	18.75 [477]	8 [204]	27.38 [696]	42 [1067]	7.75 [197]	48.14 [1223]	46 [1169]	16 [407]	8.5 [216]	35.75 [909]	41.38 [1051]	35.88 [912]	2 [51]	668 [303]
HVX2D2L-10SVX16GKAXX0-BG	8.13 [207]	14.63 [372]	18.75 [477]	8 [204]	27.38 [696]	42 [1067]	7.75 [197]	55.75 [1417]	46 [1169]	16 [407]	8.5 [216]	35.75 [909]	41.38 [1051]	35.88 [912]	2 [51]	749 [340]
HVX2L2L-10SVX4G1ALX0-BG	8.13 [207]	14.63 [372]	18.75 [477]	8 [204]	27.38 [696]	42 [1067]	7.75 [197]	46 [1169]	46 [1169]	16 [407]	8.5 [216]	35.75 [909]	41.38 [1051]	35.88 [912]	2 [51]	511 [232]
HVX2L2L-10SVX5GHALX0-BG	8.13 [207]	14.63 [372]	18.75 [477]	8 [204]	27.38 [696]	42 [1067]	7.75 [197]	46 [1169]	46 [1169]	16 [407]	8.5 [216]	35.75 [909]	41.38 [1051]	35.88 [912]	2 [51]	669 [304]
HVX2L2L-10SVX8GHALX0-BG	8.13 [207]	14.63 [372]	18.75 [477]	8 [204]	27.38 [696]	42 [1067]	7.75 [197]	46 [1169]	46 [1169]	16 [407]	8.5 [216]	35.75 [909]	41.38 [1051]	35.88 [912]	2 [51]	683 [310]
HVX2L2L-10SVX10GKALX0-BG	10.25 [261]	17.38 [442]	21.13 [537]	14.38 [366]	30.13 [766]	49.25 [1251]	8.88 [226]	53.1 [1349]	47.25 [1201]	28.75 [731]	2.13 [54]	35.75 [909]	41.38 [1051]	35.88 [912]	2 [51]	978 [444]

e-HVX Dimensions - 10SVX Duplex Pump (continued)

SKID PART NUMBER	A	B	C	D	E	F	G	H	H1	I	J	K	L	M	MD	Weight lb [kg]
HVX2L2L-10SVX16GKALX0-BG	10.25 [261]	17.38 [442]	21.13 [537]	14.38 [366]	30.13 [766]	49.25 [1251]	8.88 [226]	60.63 [1540]	47.25 [1201]	28.75 [731]	2.13 [54]	35.75 [909]	41.38 [1051]	35.88 [912]	2 [51]	1024 [465]
HVX2D2R-10SVX4G1AXX0-BG	8.13 [207]	14.63 [372]	18.75 [477]	8 [204]	27.38 [696]	42 [1067]	7.75 [197]	46 [1169]	46 [1169]	16 [407]	8.5 [216]	35.75 [909]	41.38 [1051]	35.88 [912]	2 [51]	503 [228]
HVX2D2R-10SVX5G2AXX0-BG	8.13 [207]	14.63 [372]	18.75 [477]	8 [204]	27.38 [696]	42 [1067]	7.75 [197]	46 [1169]	46 [1169]	16 [407]	8.5 [216]	35.75 [909]	41.38 [1051]	35.88 [912]	2 [51]	512 [233]
HVX2D2R-10SVX8GHAXX0-BG	8.13 [207]	14.63 [372]	18.75 [477]	8 [204]	27.38 [696]	42 [1067]	7.75 [197]	46 [1169]	46 [1169]	16 [407]	8.5 [216]	35.75 [909]	41.38 [1051]	35.88 [912]	2 [51]	544 [247]
HVX2D2R-10SVX10GJAXX0-BG	8.13 [207]	14.63 [372]	18.75 [477]	8 [204]	27.38 [696]	42 [1067]	7.75 [197]	48.14 [1223]	46 [1169]	16 [407]	8.5 [216]	35.75 [909]	41.38 [1051]	35.88 [912]	2 [51]	668 [303]
HVX2D2R-10SVX16GKAXX0-BG	8.13 [207]	14.63 [372]	18.75 [477]	8 [204]	27.38 [696]	42 [1067]	7.75 [197]	55.75 [1417]	46 [1169]	16 [407]	8.5 [216]	35.75 [909]	41.38 [1051]	35.88 [912]	2 [51]	749 [340]
HVX2L2R-10SVX4G1ALX0-BG	8.13 [207]	14.63 [372]	18.75 [477]	8 [204]	27.38 [696]	42 [1067]	7.75 [197]	46 [1169]	46 [1169]	16 [407]	8.5 [216]	35.75 [909]	41.38 [1051]	35.88 [912]	2 [51]	511 [232]
HVX2L2R-10SVX5GHALX0-BG	8.13 [207]	14.63 [372]	18.75 [477]	8 [204]	27.38 [696]	42 [1067]	7.75 [197]	46 [1169]	46 [1169]	16 [407]	8.5 [216]	35.75 [909]	41.38 [1051]	35.88 [912]	2 [51]	669 [304]
HVX2L2R-10SVX8GHALX0-BG	8.13 [207]	14.63 [372]	18.75 [477]	8 [204]	27.38 [696]	42 [1067]	7.75 [197]	46 [1169]	46 [1169]	16 [407]	8.5 [216]	35.75 [909]	41.38 [1051]	35.88 [912]	2 [51]	683 [310]
HVX2L2R-10SVX10GKALX0-BG	10.25 [261]	17.38 [442]	21.13 [537]	14.38 [366]	30.13 [766]	49.25 [1251]	8.88 [226]	53.1 [1349]	47.25 [1201]	28.75 [731]	2.13 [54]	35.75 [909]	41.38 [1051]	35.88 [912]	2 [51]	978 [444]
HVX2L2R-10SVX16GKALX0-BG	10.25 [261]	17.38 [442]	21.13 [537]	14.38 [366]	30.13 [766]	49.25 [1251]	8.88 [226]	60.63 [1540]	47.25 [1201]	28.75 [731]	2.13 [54]	35.75 [909]	41.38 [1051]	35.88 [912]	2 [51]	1024 [465]

e-HVX Dimensions - 10SVX Triplex Pump

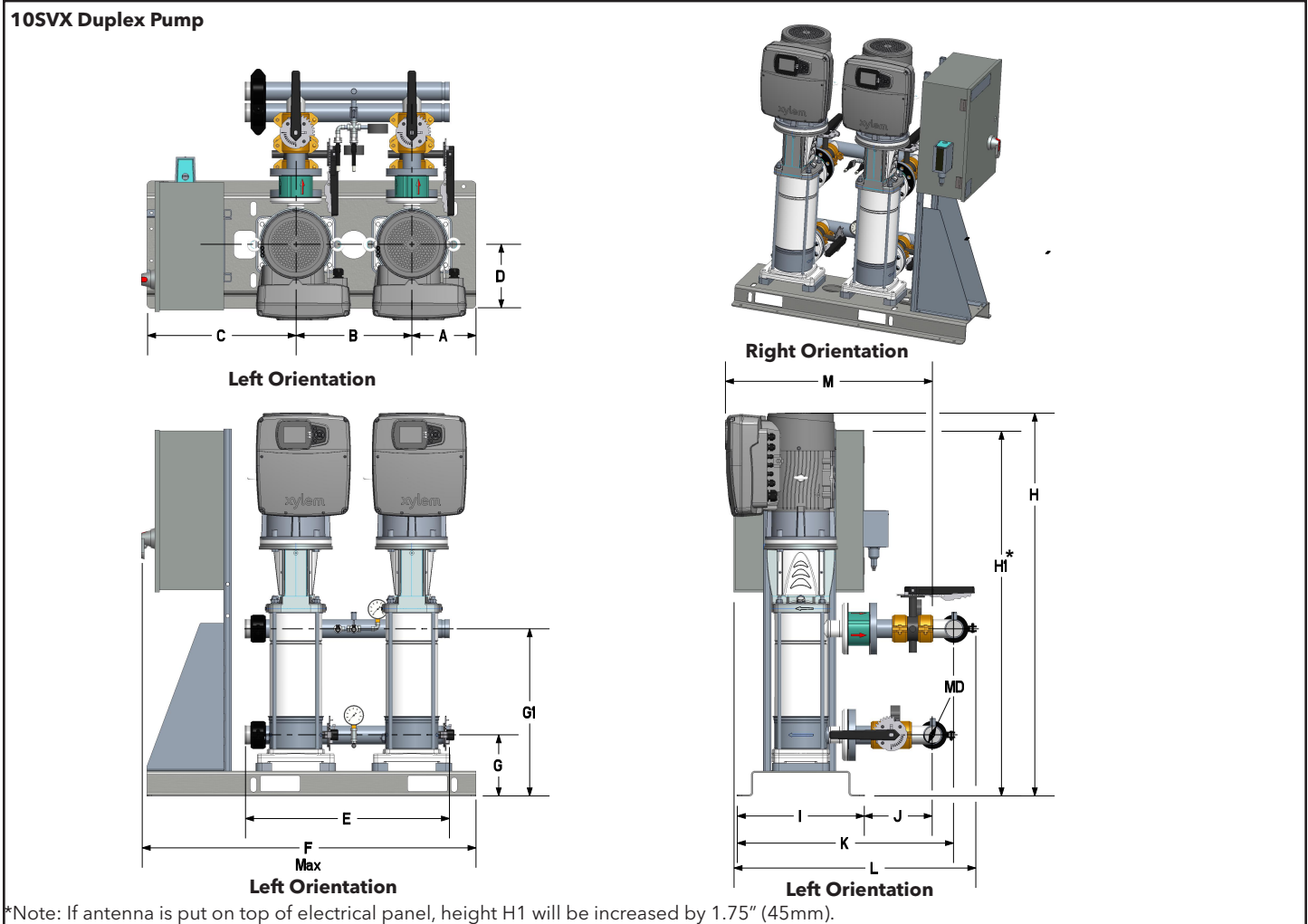


SKID PART NUMBER	A	A1	B	C	D	E	F	G	H	H1	I	J	K	L	M	MD	Weight lb [kg]
HVX3D3L-10SVX4G1AXX0-BG	8.13 [207]	14.63 [372]	14.63 [372]	18.75 [477]	8 [204]	44.5 [1131]	56.63 [1439]	7.75 [197]	46 [1169]	46 [1169]	16 [407]	9.13 [232]	36.88 [937]	44.13 [1121]	37.25 [947]	3 [77]	753 [342]
HVX3D3L-10SVX5G2AXX0-BG	8.13 [207]	14.63 [372]	14.63 [372]	18.75 [477]	8 [204]	44.5 [1131]	56.63 [1439]	7.75 [197]	46 [1169]	46 [1169]	16 [407]	9.13 [232]	36.88 [937]	44.13 [1121]	37.25 [947]	3 [77]	766 [348]
HVX3D3L-10SVX8GHAXX0-BG	8.13 [207]	14.63 [372]	14.63 [372]	18.75 [477]	8 [204]	44.5 [1131]	56.63 [1439]	7.75 [197]	46 [1169]	46 [1169]	16 [407]	9.13 [232]	36.88 [937]	44.13 [1121]	37.25 [947]	3 [77]	815 [370]
HVX3D3L-10SVX10GJAXX0-BG	8.13 [207]	14.63 [372]	14.63 [372]	18.75 [477]	8 [204]	44.5 [1131]	56.63 [1439]	7.75 [197]	48.14 [1223]	46 [1169]	16 [407]	9.13 [232]	36.88 [937]	44.13 [1121]	37.25 [947]	3 [77]	1001 [454]
HVX3D3L-10SVX16GKAXX0-BG	8.13 [207]	14.63 [372]	14.63 [372]	18.75 [477]	8 [204]	44.5 [1131]	56.63 [1439]	7.75 [197]	55.75 [1417]	46 [1169]	16 [407]	9.13 [232]	36.88 [937]	44.13 [1121]	37.25 [947]	3 [77]	1122 [509]
HVX3L3L-10SVX4G1ALX0-BG	8.13 [207]	14.63 [372]	14.63 [372]	18.75 [477]	8 [204]	44.5 [1131]	56.63 [1439]	7.75 [197]	46 [1169]	46 [1169]	16 [407]	9.13 [232]	36.88 [937]	44.13 [1121]	37.25 [947]	3 [77]	753 [342]
HVX3L3L-10SVX5GHALX0-BG	8.13 [207]	14.63 [372]	14.63 [372]	18.75 [477]	8 [204]	44.5 [1131]	56.63 [1439]	7.75 [197]	46 [1169]	46 [1169]	16 [407]	9.13 [232]	36.88 [937]	44.13 [1121]	37.25 [947]	3 [77]	991 [450]
HVX3L3L-10SVX8GHALX0-BG	8.13 [207]	14.63 [372]	14.63 [372]	18.75 [477]	8 [204]	44.5 [1131]	56.63 [1439]	7.75 [197]	46 [1169]	46 [1169]	16 [407]	9.13 [232]	36.88 [937]	44.13 [1121]	37.25 [947]	3 [77]	1011 [459]

e-HVX Dimensions - 10SVX Triplex Pump (continued)

SKID PART NUMBER	A	A1	B	C	D	E	F	G	H	H1	I	J	K	L	M	MD	Weight lb [kg]
HVX3L3L-10SVX10GKALX0-BG	10.25 [261]	17.38 [442]	17.38 [442]	21.13 [537]	14.38 [366]	50 [1270]	66.63 [1693]	8.88 [226]	53.13 [1350]	47.25 [1201]	28.75 [731]	2.75 [70]	36.88 [937]	44.13 [1121]	37.25 [947]	3 [77]	1387 [630]
HVX3L3L-10SVX16GKALX0-BG	10.25 [261]	17.38 [442]	17.38 [442]	21.13 [537]	14.38 [366]	50 [1270]	66.63 [1693]	8.88 [226]	60.63 [1540]	47.25 [1201]	28.75 [731]	2.75 [70]	36.88 [937]	44.13 [1121]	37.25 [947]	3 [77]	1456 [661]
HVX3D3R-10SVX4G1AXX0-BG	8.13 [207]	14.63 [372]	14.63 [372]	18.75 [477]	8 [204]	44.5 [1131]	56.63 [1439]	7.75 [197]	46 [1169]	46 [1169]	16 [407]	9.13 [232]	36.88 [937]	44.13 [1121]	37.25 [947]	3 [77]	753 [342]
HVX3D3R-10SVX5G2AXX0-BG	8.13 [207]	14.63 [372]	14.63 [372]	18.75 [477]	8 [204]	44.5 [1131]	56.63 [1439]	7.75 [197]	46 [1169]	46 [1169]	16 [407]	9.13 [232]	36.88 [937]	44.13 [1121]	37.25 [947]	3 [77]	766 [348]
HVX3D3R-10SVX8GHAXX0-BG	8.13 [207]	14.63 [372]	14.63 [372]	18.75 [477]	8 [204]	44.5 [1131]	56.63 [1439]	7.75 [197]	46 [1169]	46 [1169]	16 [407]	9.13 [232]	36.88 [937]	44.13 [1121]	37.25 [947]	3 [77]	815 [370]
HVX3D3R-10SVX10GJAXX0-BG	8.13 [207]	14.63 [372]	14.63 [372]	18.75 [477]	8 [204]	44.5 [1131]	56.63 [1439]	7.75 [197]	48.14 [1223]	46 [1169]	16 [407]	9.13 [232]	36.88 [937]	44.13 [1121]	37.25 [947]	3 [77]	1001 [454]
HVX3D3R-10SVX16GKAXX0-BG	8.13 [207]	14.63 [372]	14.63 [372]	18.75 [477]	8 [204]	44.5 [1131]	56.63 [1439]	7.75 [197]	55.75 [1417]	46 [1169]	16 [407]	9.13 [232]	36.88 [937]	44.13 [1121]	37.25 [947]	3 [77]	1122 [509]
HVX3L3R-10SVX4G1ALX0-BG	8.13 [207]	14.63 [372]	14.63 [372]	18.75 [477]	8 [204]	44.5 [1131]	56.63 [1439]	7.75 [197]	46 [1169]	46 [1169]	16 [407]	9.13 [232]	36.88 [937]	44.13 [1121]	37.25 [947]	3 [77]	753 [342]
HVX3L3R-10SVX5GHALX0-BG	8.13 [207]	14.63 [372]	14.63 [372]	18.75 [477]	8 [204]	44.5 [1131]	56.63 [1439]	7.75 [197]	46 [1169]	46 [1169]	16 [407]	9.13 [232]	36.88 [937]	44.13 [1121]	37.25 [947]	3 [77]	991 [450]
HVX3L3R-10SVX8GHALX0-BG	8.13 [207]	14.63 [372]	14.63 [372]	18.75 [477]	8 [204]	44.5 [1131]	56.63 [1439]	7.75 [197]	46 [1169]	46 [1169]	16 [407]	9.13 [232]	36.88 [937]	44.13 [1121]	37.25 [947]	3 [77]	1011 [459]
HVX3L3R-10SVX10GKALX0-BG	10.25 [261]	17.38 [442]	17.38 [442]	21.13 [537]	14.38 [366]	50 [1270]	66.63 [1693]	8.88 [226]	53.13 [1350]	47.25 [1201]	28.75 [731]	2.75 [70]	36.88 [937]	44.13 [1121]	37.25 [947]	3 [77]	1387 [630]
HVX3L3R-10SVX16GKALX0-BG	10.25 [261]	17.38 [442]	17.38 [442]	21.13 [537]	14.38 [366]	50 [1270]	66.63 [1693]	8.88 [226]	60.63 [1540]	47.25 [1201]	28.75 [731]	2.75 [70]	36.88 [937]	44.13 [1121]	37.25 [947]	3 [77]	1456 [661]

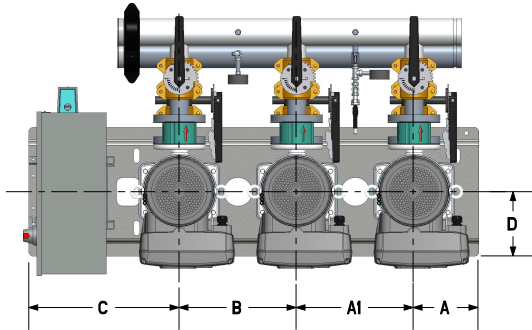
e-HVXR Dimensions - 10SVX Duplex Pump




SKID PART NUMBER	A	B	C	D	E	F	G	G1	H	H1	I	J	K	L	M	MD	Weight lb [kg]
HVXR2D2L-10SVX5R2AXX0-BG	8.13 [207]	14.63 [372]	18.75 [477]	8 [204]	25.63 [651]	42 [1067]	7.75 [197]	21 [534]	46 [1169]	46 [1169]	16 [407]	8.5 [216]	27.25 [693]	30.38 [772]	26 [661]	2 [51]	520 [236]
HVXR2D2L-10SVX8RHAXX0-BG	8.13 [207]	14.63 [372]	18.75 [477]	8 [204]	25.63 [651]	42 [1067]	7.75 [197]	21 [534]	46 [1169]	46 [1169]	16 [407]	8.5 [216]	27.25 [693]	30.38 [772]	26 [661]	2 [51]	552 [251]
HVXR2D2L-10SVX10RJAXX0-BG	8.13 [207]	14.63 [372]	18.75 [477]	8 [204]	25.63 [651]	42 [1067]	7.75 [197]	21 [534]	48.25 [1226]	46 [1169]	16 [407]	8.5 [216]	27.25 [693]	30.38 [772]	26 [661]	2 [51]	676 [307]
HVXR2L2L-10SVX5RHALX0-BG	8.13 [207]	14.63 [372]	18.75 [477]	8 [204]	25.63 [651]	42 [1067]	7.75 [197]	18.5 [470]	46 [1169]	46 [1169]	16 [407]	8.5 [216]	27.25 [693]	30.38 [772]	26 [661]	2 [51]	669 [304]
HVXR2L2L-10SVX8RHAXX0-BG	8.13 [207]	14.63 [372]	18.75 [477]	8 [204]	25.63 [651]	42 [1067]	7.75 [197]	18.5 [470]	46 [1169]	46 [1169]	16 [407]	8.5 [216]	27.25 [693]	30.38 [772]	26 [661]	2 [51]	683 [310]
HVXR2L2L-10SVX10RKALX0-BG	10.25 [261]	17.38 [442]	21.13 [537]	14.38 [366]	28.38 [721]	49.25 [1251]	8.88 [226]	22.25 [566]	53.13 [1350]	47.25 [1201]	28.75 [731]	2.13 [54]	33.63 [855]	36.38 [924]	29 [737]	2 [51]	978 [444]
HVXR2D2R-10SVX5R2AXX0-BG	8.13 [207]	14.63 [372]	18.75 [477]	8 [204]	25.63 [651]	42 [1067]	7.75 [197]	21 [534]	46 [1169]	46 [1169]	16 [407]	8.5 [216]	27.25 [693]	30.38 [772]	26 [661]	2 [51]	520 [236]
HVXR2D2R-10SVX8RHAXX0-BG	8.13 [207]	14.63 [372]	18.75 [477]	8 [204]	25.63 [651]	42 [1067]	7.75 [197]	21 [534]	46 [1169]	46 [1169]	16 [407]	8.5 [216]	27.25 [693]	30.38 [772]	26 [661]	2 [51]	552 [251]
HVXR2D2R-10SVX10RJAXX0-BG	8.13 [207]	14.63 [372]	18.75 [477]	8 [204]	25.63 [651]	42 [1067]	7.75 [197]	21 [534]	48.25 [1226]	46 [1169]	16 [407]	8.5 [216]	27.25 [693]	30.38 [772]	26 [661]	2 [51]	676 [307]
HVXR2L2R-10SVX5RHALX0-BG	8.13 [207]	14.63 [372]	18.75 [477]	8 [204]	25.63 [651]	42 [1067]	7.75 [197]	18.5 [470]	46 [1169]	46 [1169]	16 [407]	8.5 [216]	27.25 [693]	30.38 [772]	26 [661]	2 [51]	669 [304]
HVXR2L2R-10SVX8RHAXX0-BG	8.13 [207]	14.63 [372]	18.75 [477]	8 [204]	25.63 [651]	42 [1067]	7.75 [197]	18.5 [470]	46 [1169]	46 [1169]	16 [407]	8.5 [216]	27.25 [693]	30.38 [772]	26 [661]	2 [51]	683 [310]
HVXR2L2R-10SVX10RKALX0-BG	10.25 [261]	17.38 [442]	21.13 [537]	14.38 [366]	28.38 [721]	49.25 [1251]	8.88 [226]	22.25 [566]	53.13 [1350]	47.25 [1201]	28.75 [731]	2.13 [54]	33.63 [855]	36.38 [924]	29 [737]	2 [51]	978 [444]

e-HVXR Dimensions - 10SVX Triplex Pump

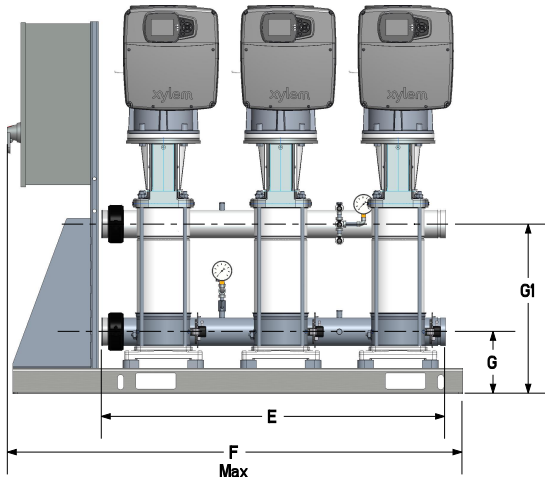
10SVX Triplex Pump



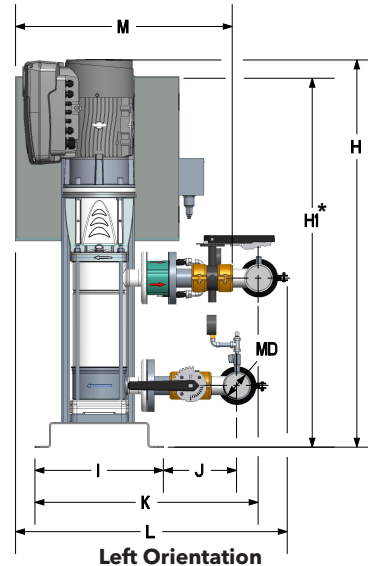
Left Orientation



Right Orientation



Left Orientation

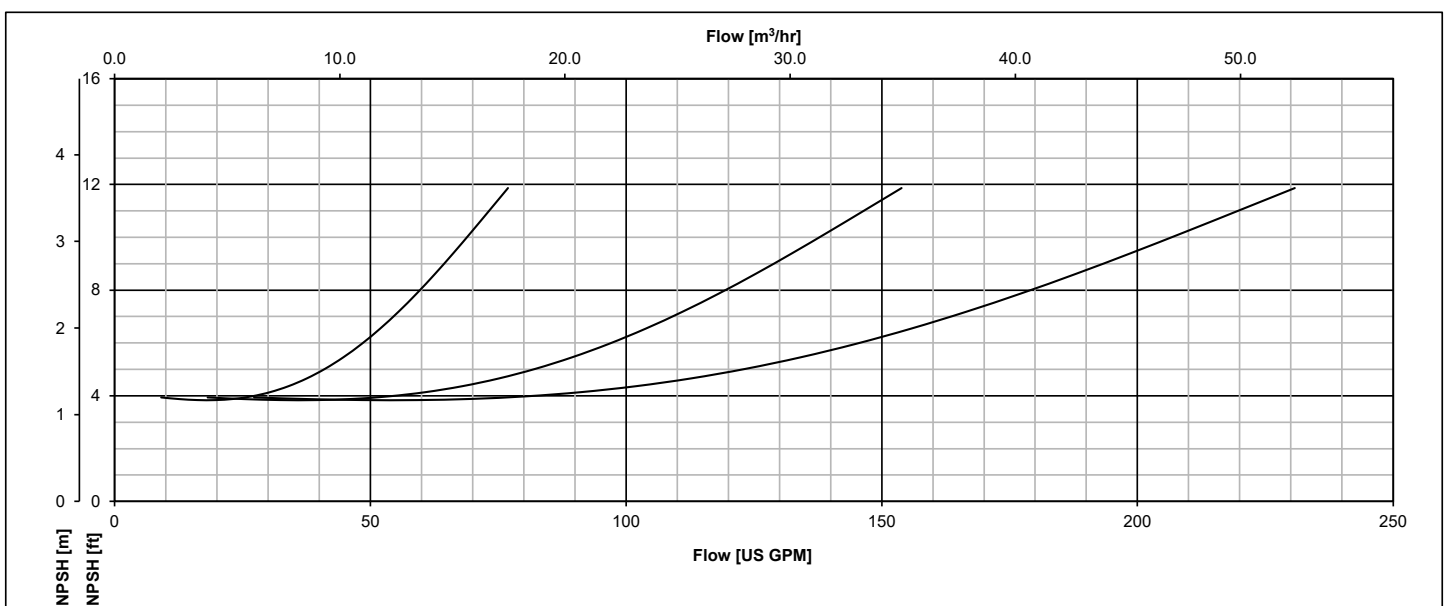
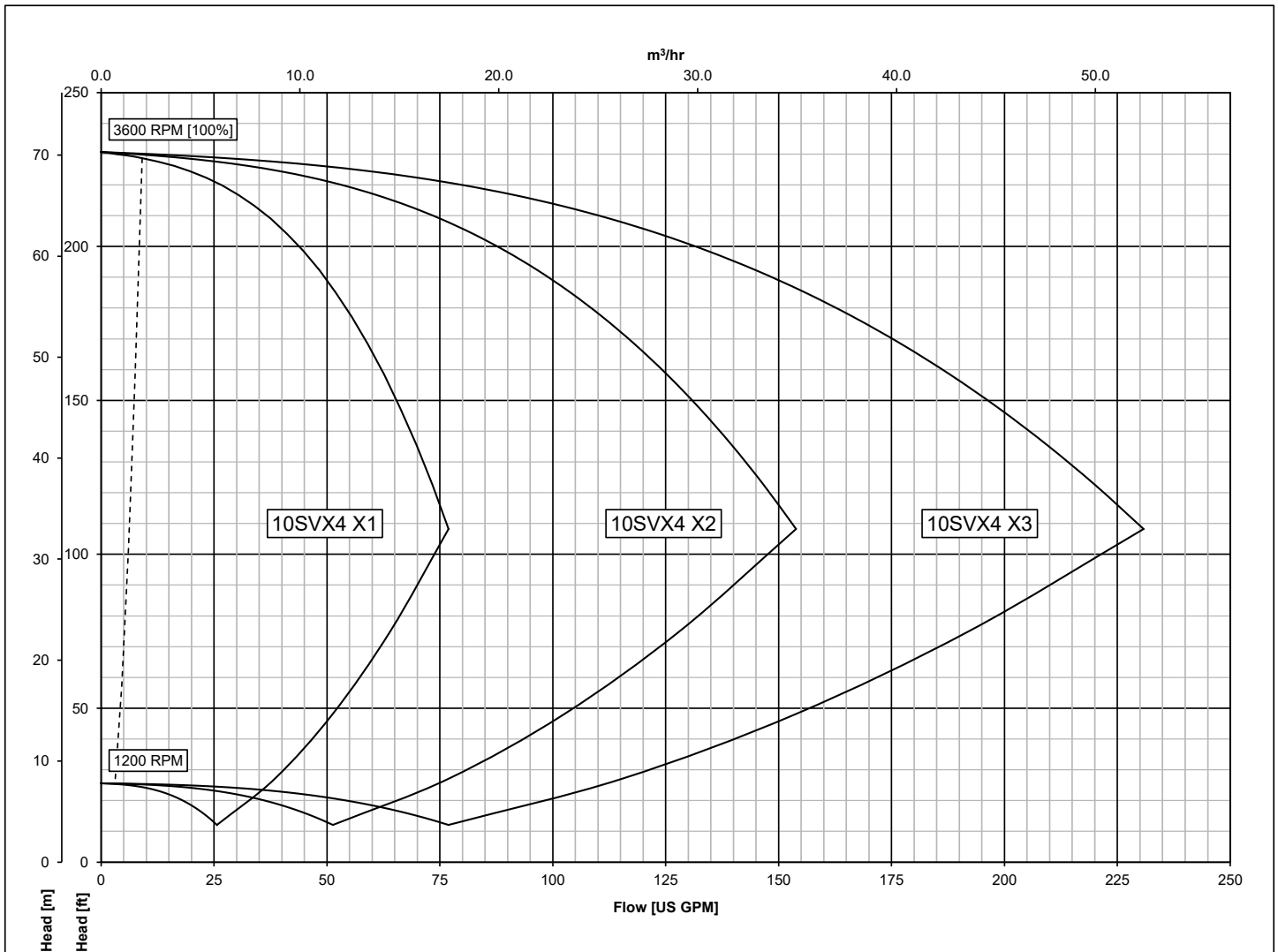


Left Orientation

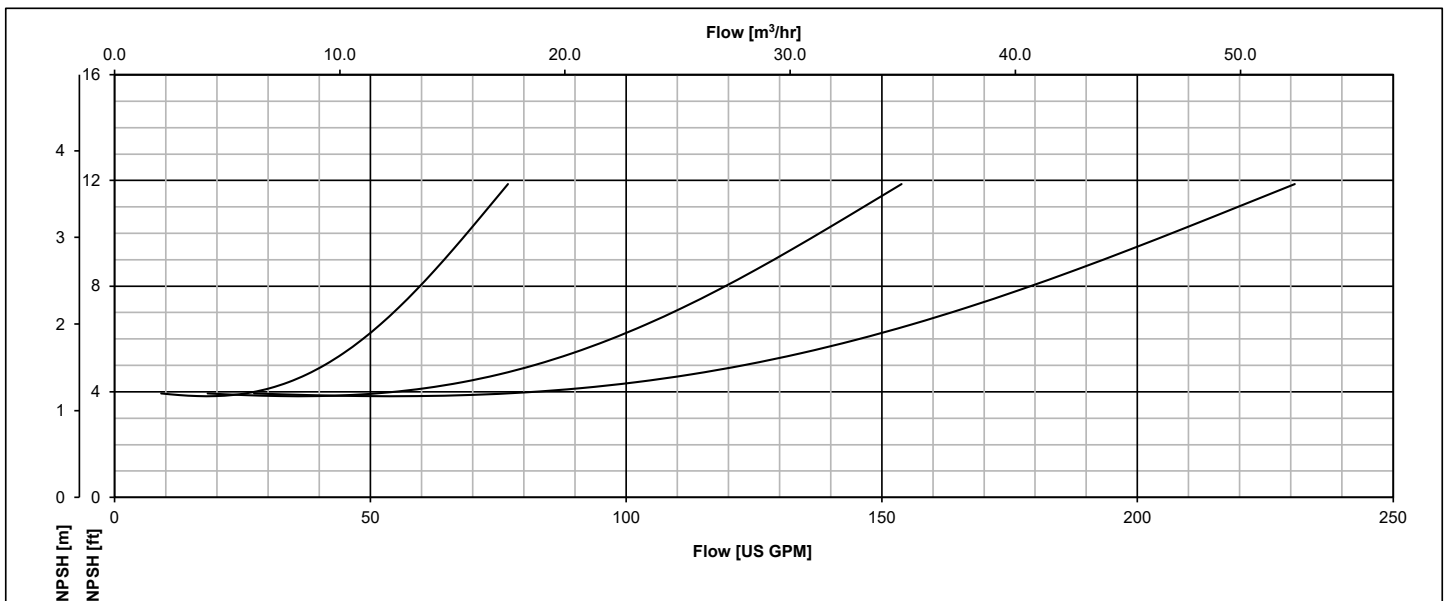
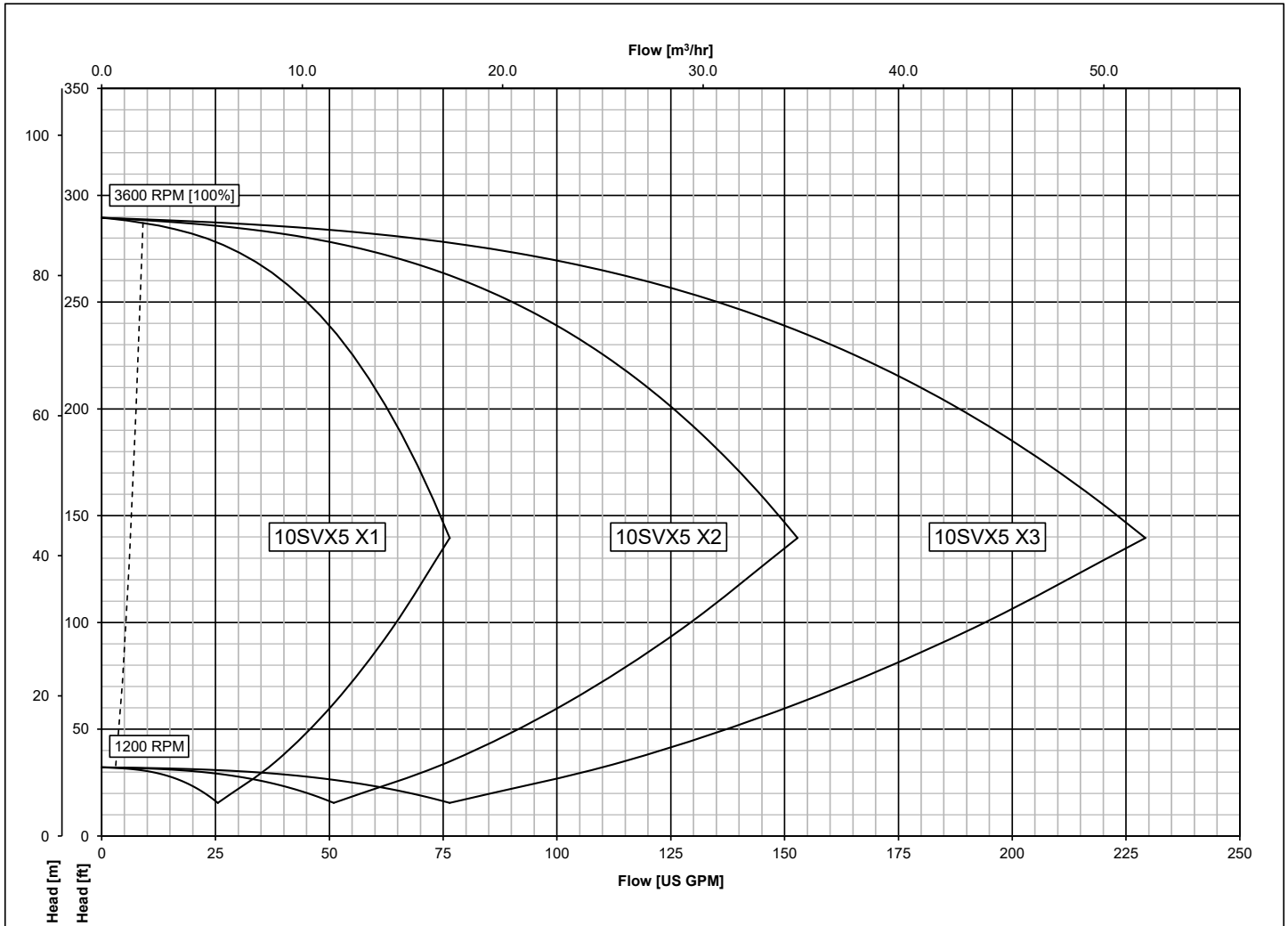
*Note: If antenna is put on top of electrical panel, height H1 will be increased by 1.75" (45mm).

SKID PART NUMBER	A	A1	B	C	D	E	F	G	G1	H	H1	I	J	K	L	M	MD	Weight lb [kg]
HVXR3D3L-10SVX5R2AXX0-BG	8.13 [207]	14.63 [372]	14.63 [372]	18.75 [477]	8 [204]	42.75 [1086]	56.63 [1439]	7.75 [197]	21 [534]	46 [1169]	46 [1169]	16 [407]	9.13 [232]	27.75 [705]	33.75 [858]	27 [686]	3 [77]	767 [348]
HVXR3D3L-10SVX8RHAXX0-BG	8.13 [207]	14.63 [372]	14.63 [372]	18.75 [477]	8 [204]	42.75 [1086]	56.63 [1439]	7.75 [197]	21 [534]	46 [1169]	46 [1169]	16 [407]	9.13 [232]	27.75 [705]	33.75 [858]	27 [686]	3 [77]	815 [370]
HVXR3D3L-10SVX10RJAXX0-BG	8.13 [207]	14.63 [372]	14.63 [372]	18.75 [477]	8 [204]	42.75 [1086]	56.63 [1439]	7.75 [197]	21 [534]	48.25 [1226]	46 [1169]	16 [407]	9.13 [232]	27.75 [705]	33.75 [858]	27 [686]	3 [77]	1001 [454]
HVXR3L3L-10SVX5RHALX0-BG	8.13 [207]	14.63 [372]	14.63 [372]	18.75 [477]	8 [204]	42.75 [1086]	56.63 [1439]	7.75 [197]	18.5 [470]	46 [1169]	46 [1169]	16 [407]	9.13 [232]	27.75 [705]	33.75 [858]	27 [686]	3 [77]	991 [450]
HVXR3L3L-10SVX8RHAXX0-BG	8.13 [207]	14.63 [372]	14.63 [372]	18.75 [477]	8 [204]	42.75 [1086]	56.63 [1439]	7.75 [197]	18.5 [470]	46 [1169]	46 [1169]	16 [407]	9.13 [232]	27.75 [705]	33.75 [858]	27 [686]	3 [77]	1012 [459]
HVXR3L3L-10SVX10RKALX0-BG	10.25 [261]	17.38 [442]	17.38 [442]	21.13 [537]	14.38 [366]	48.25 [1226]	66.63 [1693]	8.88 [226]	22.25 [566]	53.13 [1350]	47.25 [1201]	28.75 [731]	2.75 [70]	34.13 [867]	37.75 [959]	28.88 [734]	3 [77]	1388 [630]
HVXR3D3R-10SVX5R2AXX0-BG	8.13 [207]	14.63 [372]	14.63 [372]	18.75 [477]	8 [204]	42.75 [1086]	56.63 [1439]	7.75 [197]	21 [534]	46 [1169]	46 [1169]	16 [407]	9.13 [232]	27.75 [705]	33.75 [858]	27 [686]	3 [77]	767 [348]
HVXR3D3R-10SVX8RHAXX0-BG	8.13 [207]	14.63 [372]	14.63 [372]	18.75 [477]	8 [204]	42.75 [1086]	56.63 [1439]	7.75 [197]	21 [534]	46 [1169]	46 [1169]	16 [407]	9.13 [232]	27.75 [705]	33.75 [858]	27 [686]	3 [77]	815 [370]
HVXR3D3R-10SVX10RJAXX0-BG	8.13 [207]	14.63 [372]	14.63 [372]	18.75 [477]	8 [204]	42.75 [1086]	56.63 [1439]	7.75 [197]	21 [534]	48.25 [1226]	46 [1169]	16 [407]	9.13 [232]	27.75 [705]	33.75 [858]	27 [686]	3 [77]	1001 [454]
HVXR3L3R-10SVX5RHALX0-BG	8.13 [207]	14.63 [372]	14.63 [372]	18.75 [477]	8 [204]	42.75 [1086]	56.63 [1439]	7.75 [197]	18.5 [470]	46 [1169]	46 [1169]	16 [407]	9.13 [232]	27.75 [705]	33.75 [858]	27 [686]	3 [77]	991 [450]
HVXR3L3R-10SVX8RHAXX0-BG	8.13 [207]	14.63 [372]	14.63 [372]	18.75 [477]	8 [204]	42.75 [1086]	56.63 [1439]	7.75 [197]	18.5 [470]	46 [1169]	46 [1169]	16 [407]	9.13 [232]	27.75 [705]	33.75 [858]	27 [686]	3 [77]	1012 [459]
HVXR3L3R-10SVX10RKALX0-BG	10.25 [261]	17.38 [442]	17.38 [442]	21.13 [537]	14.38 [366]	48.25 [1226]	66.63 [1693]	8.88 [226]	22.25 [566]	53.13 [1350]	47.25 [1201]	28.75 [731]	2.75 [70]	34.13 [867]	37.75 [959]	28.88 [734]	3 [77]	1388 [630]

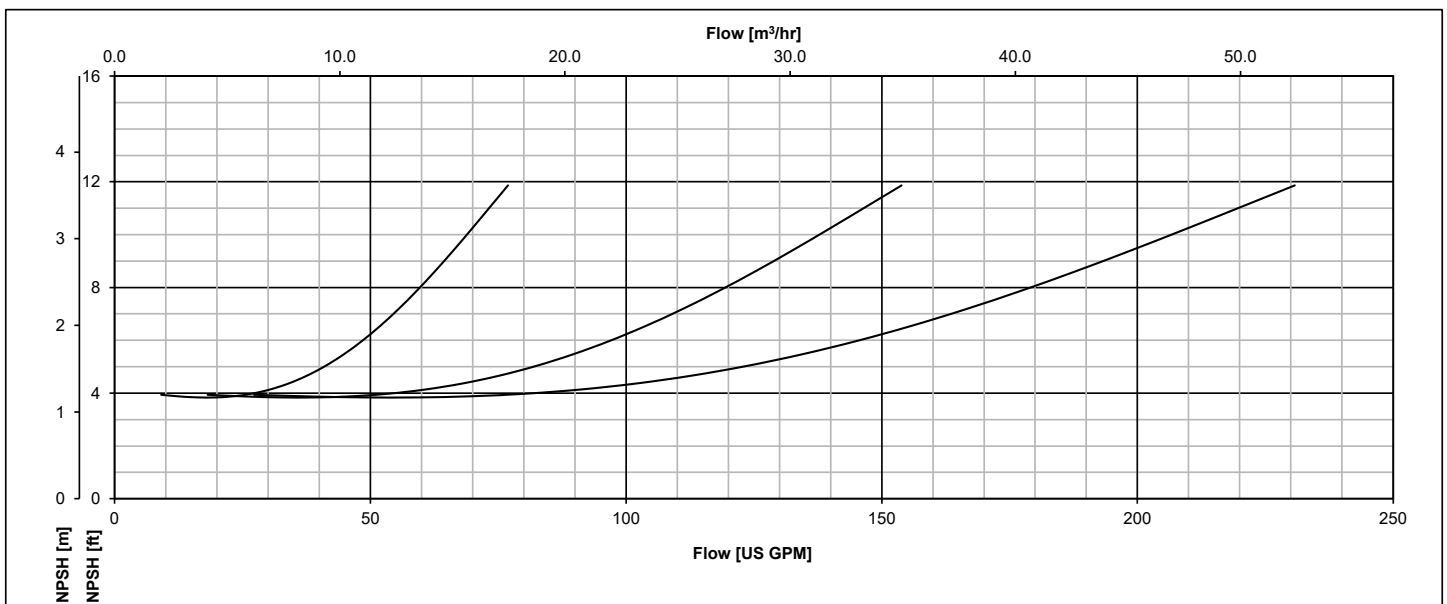
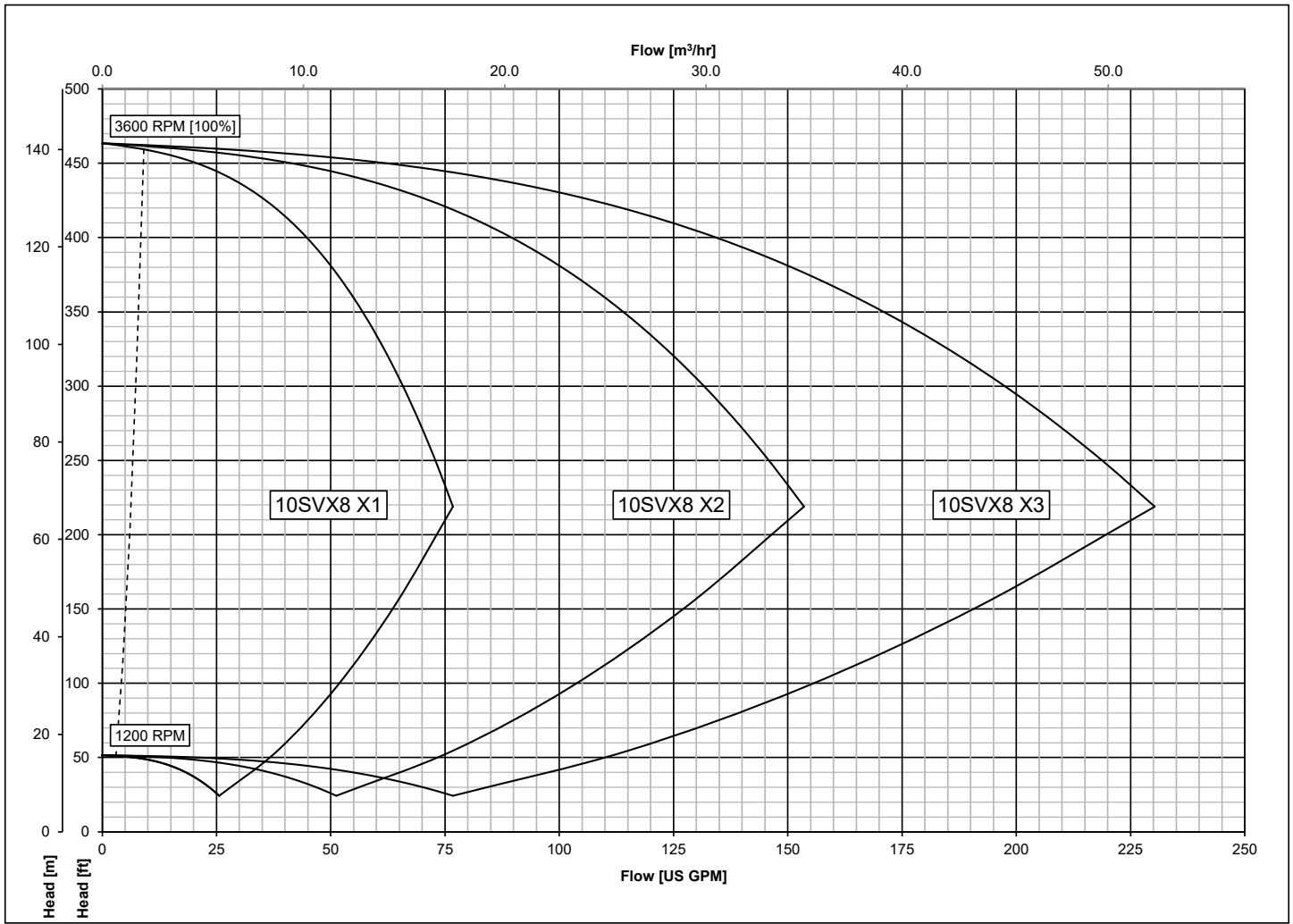
e-HVX Hydraulic Performance - 10SVX4



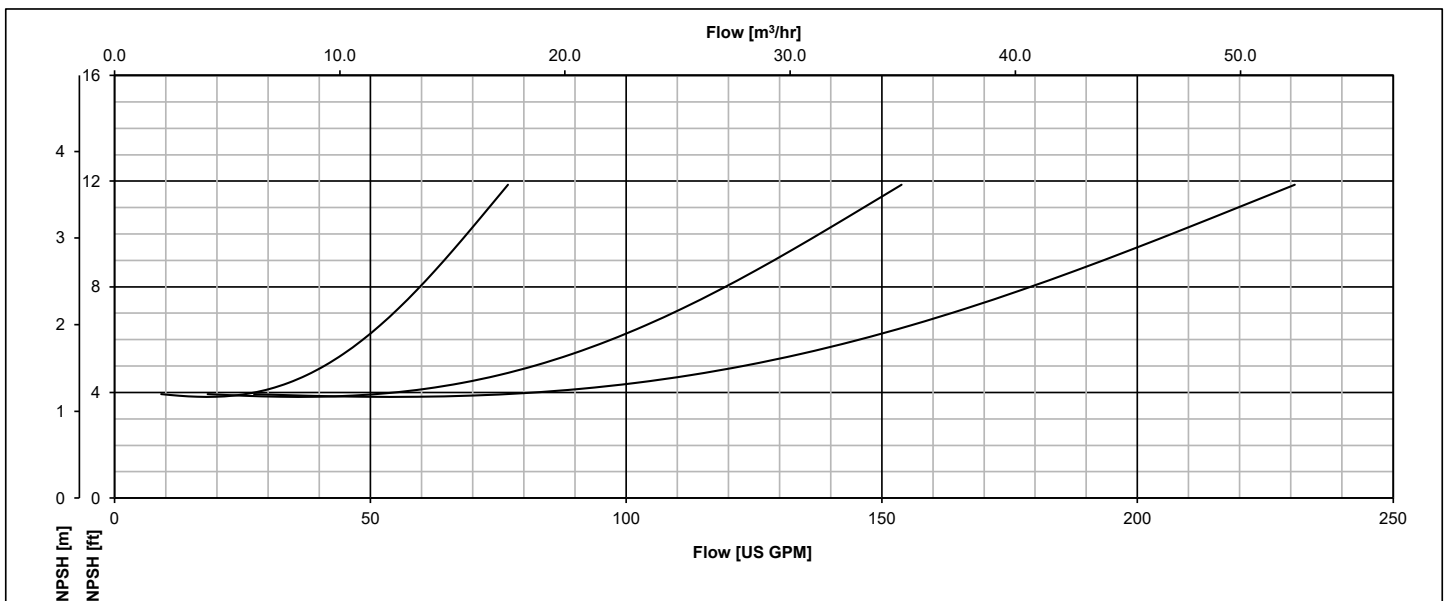
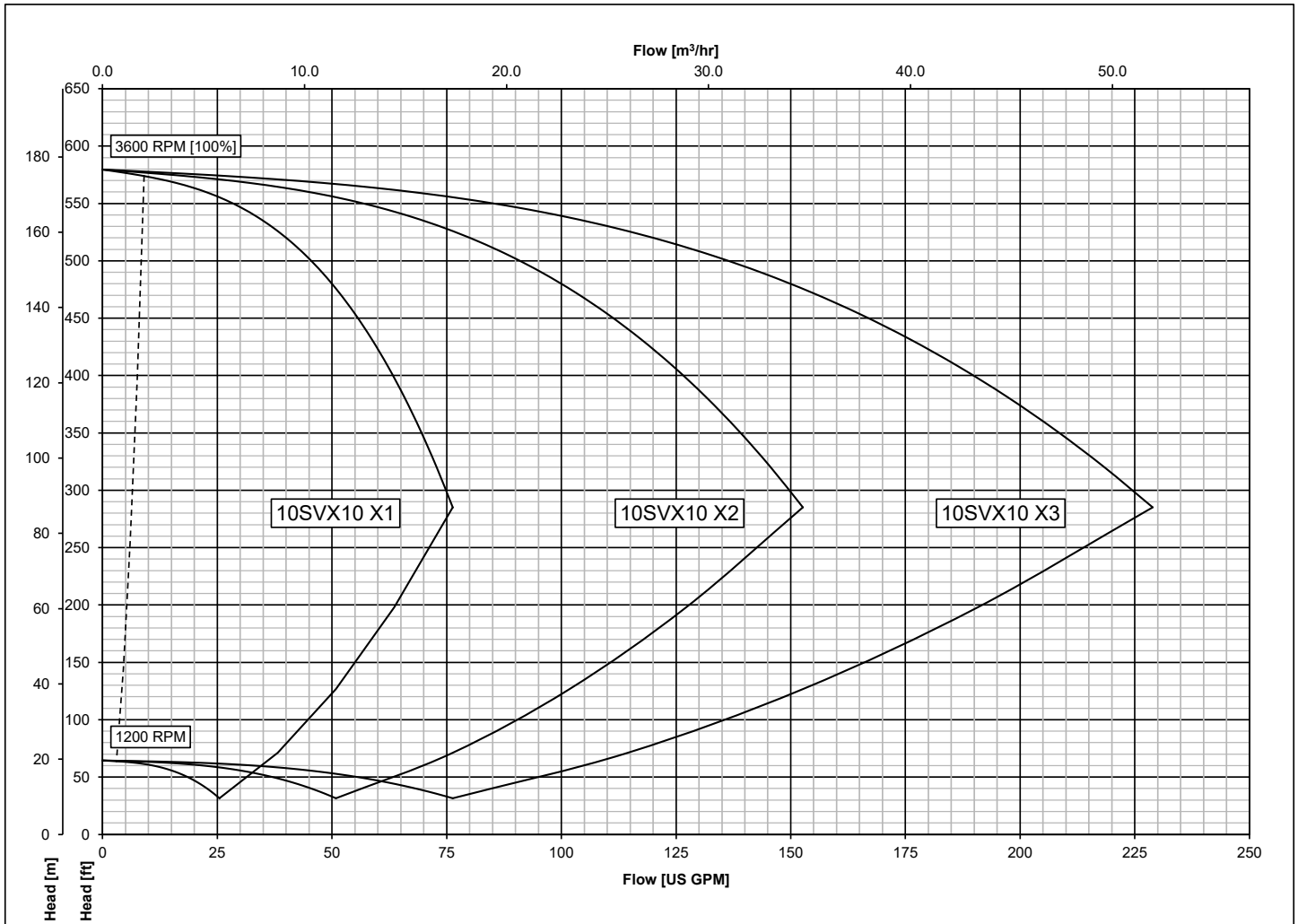
e-HVX & e-HVXR Hydraulic Performance - 10SVX5



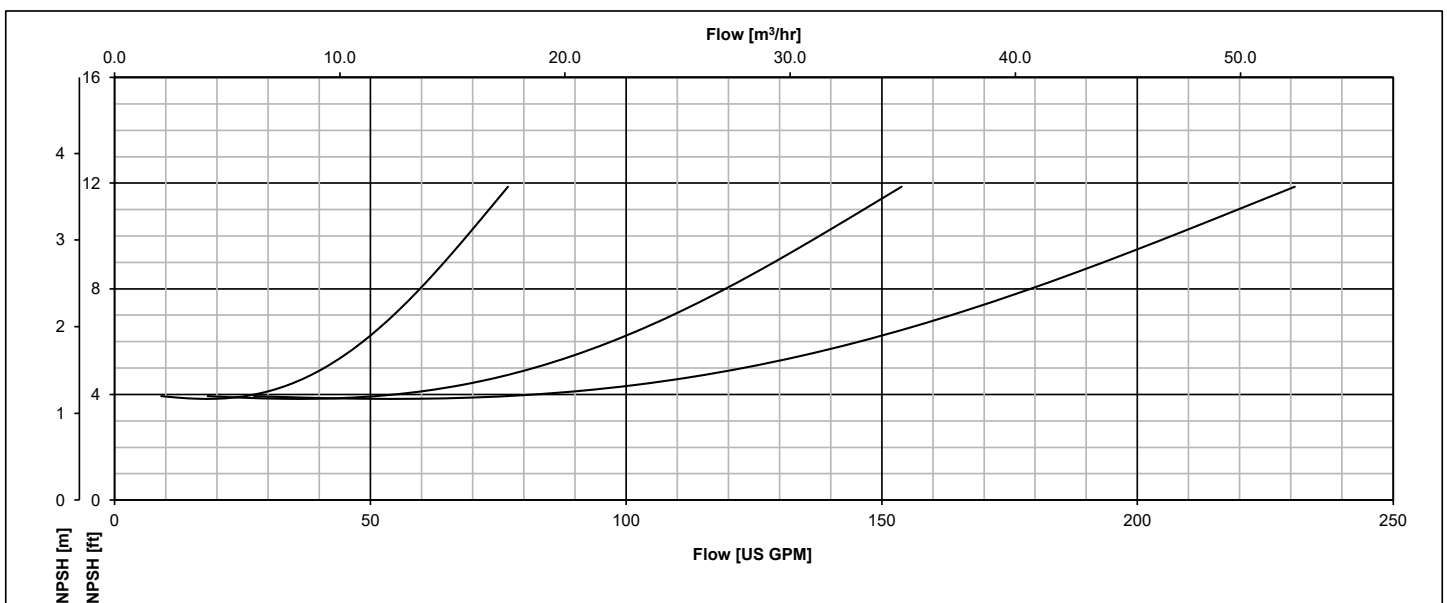
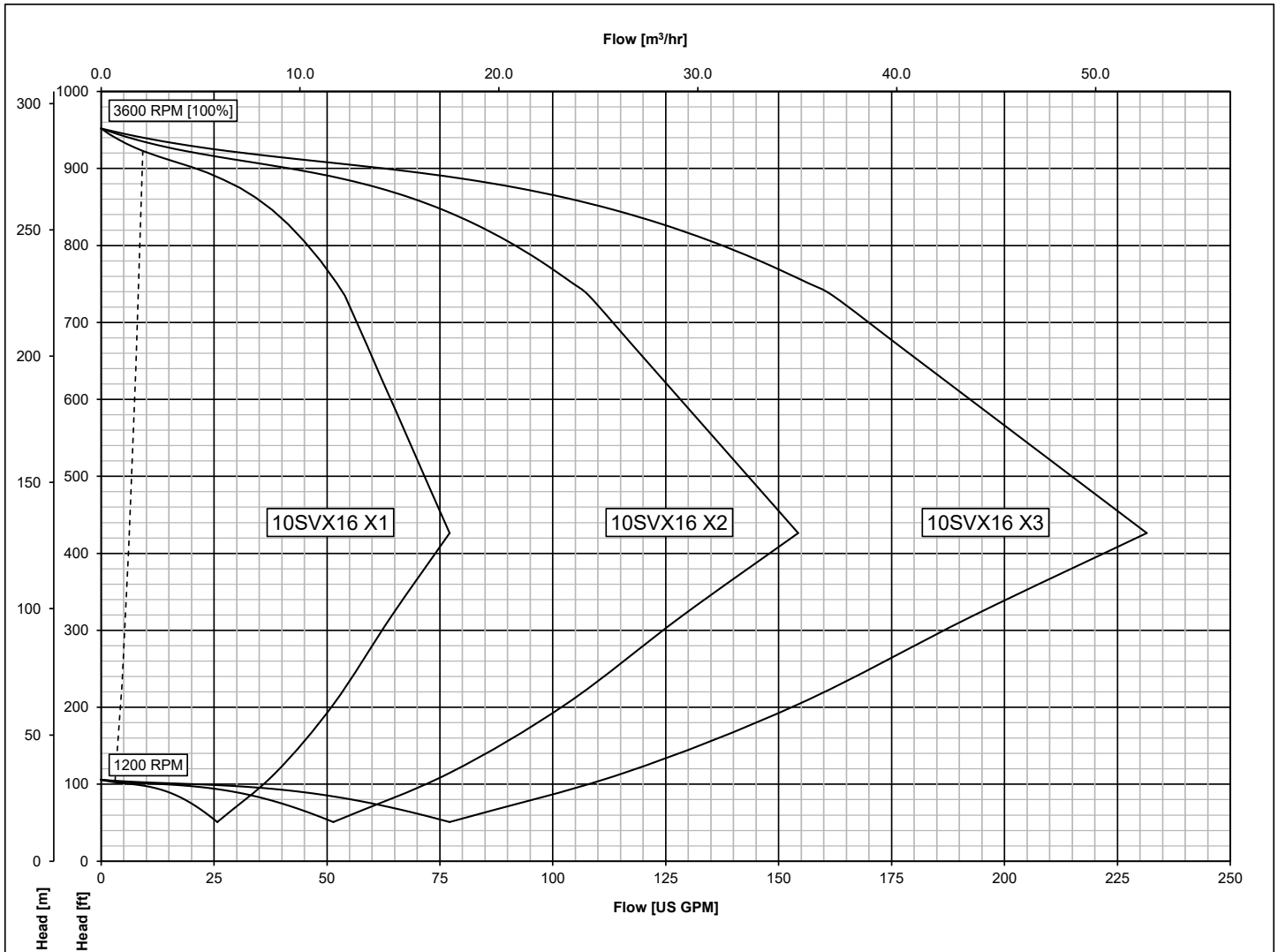
e-HVX & e-HVXR Hydraulic Performance - 10SVX8



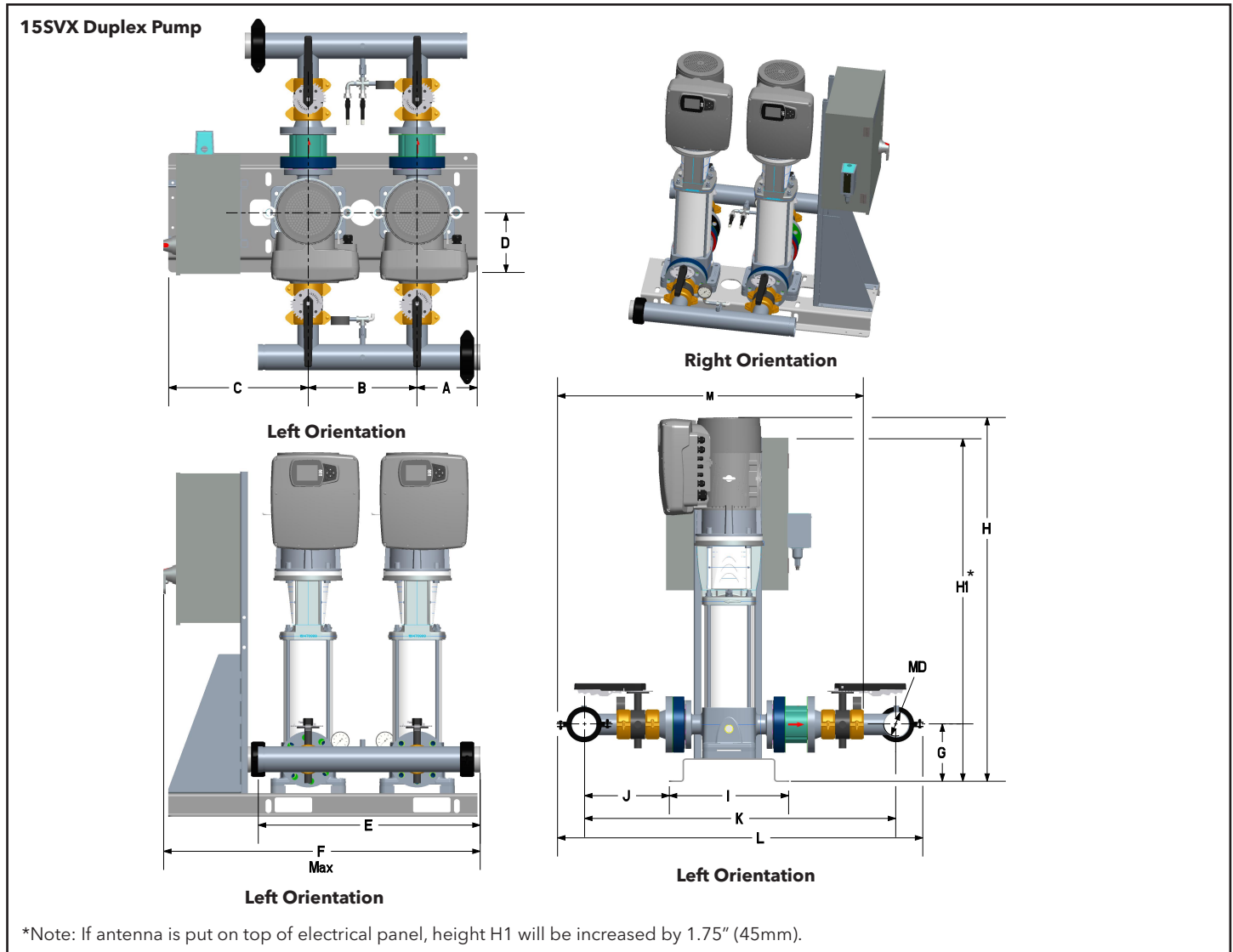
e-HVX & e-HVXR Hydraulic Performance - 10SVX10



e-HVX Hydraulic Performance - 10SVX16



e-HVX Dimensions - 15SVX Duplex Pump



SKID PART NUMBER	A	B	C	D	E	F	G	H	H1	I	J	K	L	M	MD	Weight lb [kg]
HVX2D3L-15SVX2G2AXX0-BG	8.13 [207]	14.63 [372]	18.75 [477]	8 [204]	29.75 [756]	42.38 [1077]	7.75 [197]	46.13 [1172]	46.13 [1172]	16 [407]	11.38 [289]	41.75 [1061]	49 [1245]	41 [1042]	3[77]	631 [286]
HVX2D3L-15SVX3GHAXX0-BG	8.13 [207]	14.63 [372]	18.75 [477]	8 [204]	29.75 [756]	42.38 [1077]	7.75 [197]	46.13 [1172]	46.13 [1172]	16 [407]	11.38 [289]	41.75 [1061]	49 [1245]	41 [1042]	3 [77]	656 [298]
HVX2D3L-15SVX4GJAXX0-BG	8.13 [207]	14.63 [372]	18.75 [477]	8 [204]	29.75 [756]	42.38 [1077]	7.75 [197]	46.13 [1172]	46.13 [1172]	16 [407]	11.38 [289]	41.75 [1061]	49 [1245]	41 [1042]	3 [77]	760 [345]
HVX2D3L-15SVX7GKAXX0-BG	8.13 [207]	14.63 [372]	18.75 [477]	8 [204]	29.75 [756]	42.38 [1077]	7.75 [197]	48.75 [1239]	46.13 [1172]	16 [407]	11.38 [289]	41.75 [1061]	49 [1245]	41 [1042]	3 [77]	849 [386]
HVX2D3L-15SVX9GLAXX0-BG	10.25 [261]	17.38 [442]	21.13 [537]	14.38 [366]	34.25 [870]	49.25 [1251]	8.88 [226]	57.5 [1461]	47.13 [1197]	28.75 [731]	5 [127]	41.75 [1061]	49 [1245]	41 [1042]	3 [77]	1156 [525]
HVX2D3L-15SVX12GMAXX0-BG	10.25 [261]	17.38 [442]	21.13 [537]	14.38 [366]	34.25 [870]	49.25 [1251]	8.88 [226]	63.13 [1604]	47.13 [1197]	28.75 [731]	5 [127]	41.75 [1061]	49 [1245]	41 [1042]	3 [77]	1209 [549]
HVX2L3L-15SVX2GHALX0-BG	8.13 [207]	14.63 [372]	18.75 [477]	8 [204]	29.75 [756]	42.38 [1077]	7.75 [197]	41.13 [1045]	46.13 [1172]	16 [407]	11.38 [289]	41.75 [1061]	49 [1245]	41 [1042]	3 [77]	780 [354]
HVX2L3L-15SVX3GHALX0-BG	8.13 [207]	14.63 [372]	18.75 [477]	8 [204]	29.75 [756]	42.38 [1077]	7.75 [197]	41.13 [1045]	46.13 [1172]	16 [407]	11.38 [289]	41.75 [1061]	49 [1245]	41 [1042]	3 [77]	787 [357]

e-HVX Dimensions - 15SVX Duplex Pump (continued)

SKID PART NUMBER	A	B	C	D	E	F	G	H	H1	I	J	K	L	M	MD	Weight lb [kg]
HVX2L3L-15SVX4GKALX0-BG	10.25 [261]	17.38 [442]	21.13 [537]	14.38 [366]	34.25 [870]	49.25 [1251]	8.88 [226]	47.22 [1200]	47.22 [1200]	28.75 [731]	5 [127]	41.75 [1061]	49 [1245]	41 [1042]	3 [77]	1060 [481]
HVX2L3L-15SVX7GKALX0-BG	10.25 [261]	17.38 [442]	21.13 [537]	14.38 [366]	34.25 [870]	49.25 [1251]	8.88 [226]	53.5 [1359]	47.22 [1200]	28.75 [731]	5 [127]	41.75 [1061]	49 [1245]	41 [1042]	3 [77]	1115 [506]
HVX2L3L-15SVX9GLALX0-BG	10.25 [261]	17.38 [442]	21.13 [537]	14.38 [366]	34.25 [870]	49.25 [1251]	8.88 [226]	57.5 [1461]	47.22 [1200]	28.75 [731]	5 [127]	41.75 [1061]	49 [1245]	41 [1042]	3 [77]	1156 [525]
HVX2D3R-15SVX2G2AXX0-BG	8.13 [207]	14.63 [372]	18.75 [477]	8 [204]	29.75 [756]	42.38 [1077]	7.75 [197]	46.13 [1172]	46.13 [1172]	16 [407]	11.38 [289]	41.75 [1061]	49 [1245]	41 [1042]	3 [77]	631 [286]
HVX2D3R-15SVX3GHAXX0-BG	8.13 [207]	14.63 [372]	18.75 [477]	8 [204]	29.75 [756]	42.38 [1077]	7.75 [197]	46.13 [1172]	46.13 [1172]	16 [407]	11.38 [289]	41.75 [1061]	49 [1245]	41 [1042]	3 [77]	656 [298]
HVX2D3R-15SVX4GJAXX0-BG	8.13 [207]	14.63 [372]	18.75 [477]	8 [204]	29.75 [756]	42.38 [1077]	7.75 [197]	46.13 [1172]	46.13 [1172]	16 [407]	11.38 [289]	41.75 [1061]	49 [1245]	41 [1042]	3 [77]	760 [345]
HVX2D3R-15SVX7GKAXX0-BG	8.13 [207]	14.63 [372]	18.75 [477]	8 [204]	29.75 [756]	42.38 [1077]	7.75 [197]	48.75 [1239]	46.13 [1172]	16 [407]	11.38 [289]	41.75 [1061]	49 [1245]	41 [1042]	3 [77]	849 [386]
HVX2D3R-15SVX9GLAXX0-BG	10.25 [261]	17.38 [442]	21.13 [537]	14.38 [366]	34.25 [870]	49.25 [1251]	8.88 [226]	57.5 [1461]	47.13 [1197]	28.75 [731]	5 [127]	41.75 [1061]	49 [1245]	41 [1042]	3 [77]	1156 [525]
HVX2D3R-15SVX12GMAXX0-BG	10.25 [261]	17.38 [442]	21.13 [537]	14.38 [366]	34.25 [870]	49.25 [1251]	8.88 [226]	63.13 [1604]	47.13 [1197]	28.75 [731]	5 [127]	41.75 [1061]	49 [1245]	41 [1042]	3 [77]	1209 [549]
HVX2L3R-15SVX2GHALX0-BG	8.13 [207]	14.63 [372]	18.75 [477]	8 [204]	29.75 [756]	42.38 [1077]	7.75 [197]	41.13 [1045]	46.13 [1172]	16 [407]	11.38 [289]	41.75 [1061]	49 [1245]	41 [1042]	3 [77]	780 [354]
HVX2L3R-15SVX3GHALX0-BG	8.13 [207]	14.63 [372]	18.75 [477]	8 [204]	29.75 [756]	42.38 [1077]	7.75 [197]	41.13 [1045]	46.13 [1172]	16 [407]	11.38 [289]	41.75 [1061]	49 [1245]	41 [1042]	3 [77]	787 [357]
HVX2L3R-15SVX4GKALX0-BG	10.25 [261]	17.38 [442]	21.13 [537]	14.38 [366]	34.25 [870]	49.25 [1251]	8.88 [226]	47.22 [1200]	47.22 [1200]	28.75 [731]	5 [127]	41.75 [1061]	49 [1245]	41 [1042]	3 [77]	1060 [481]
HVX2L3R-15SVX7GKALX0-BG	10.25 [261]	17.38 [442]	21.13 [537]	14.38 [366]	34.25 [870]	49.25 [1251]	8.88 [226]	53.5 [1359]	47.22 [1200]	28.75 [731]	5 [127]	41.75 [1061]	49 [1245]	41 [1042]	3 [77]	1115 [506]
HVX2L3R-15SVX9GLALX0-BG	10.25 [261]	17.38 [442]	21.13 [537]	14.38 [366]	34.25 [870]	49.25 [1251]	8.88 [226]	57.5 [1461]	47.22 [1200]	28.75 [731]	5 [127]	41.75 [1061]	49 [1245]	41 [1042]	3 [77]	1156 [525]

e-HVX Dimensions - 15SVX Triplex Pump

15SVX Triplex Pump

Left Orientation

Right Orientation

Left Orientation

Left Orientation

*Note: If antenna is put on top of electrical panel, height H1 will be increased by 1.75" (45mm).

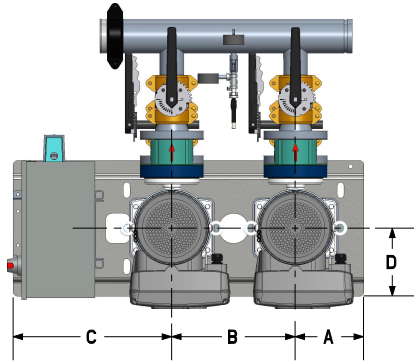
SKID PART NUMBER	A	A1	B	C	D	E	F	G	H	H1	I	J	K	L	M	MD	Weight lb [kg]
HVX3D4L-15SVX2G2AXX0-BG	8.13 [207]	14.63 [372]	14.63 [372]	18.75 [477]	8 [204]	46.13 [1172]	57 [1448]	7.75 [197]	46.15 [1173]	46.13 [1172]	16 [407]	11.88 [302]	42.75 [1086]	51.13 [1299]	42 [1067]	4 [102]	924 [420]
HVX3D4L-15SVX3GHAXX0-BG	8.13 [207]	14.63 [372]	14.63 [372]	18.75 [477]	8 [204]	46.13 [1172]	57 [1448]	7.75 [197]	46.15 [1173]	46.13 [1172]	16 [407]	11.88 [302]	42.75 [1086]	51.13 [1299]	42 [1067]	4 [102]	962 [437]
HVX3D4L-15SVX4GJAXX0-BG	8.13 [207]	14.63 [372]	14.63 [372]	18.75 [477]	8 [204]	46.13 [1172]	57 [1448]	7.75 [197]	46.15 [1173]	46.13 [1172]	16 [407]	11.88 [302]	42.75 [1086]	51.13 [1299]	42 [1067]	4 [102]	1117 [507]
HVX3D4L-15SVX7GKAXX0-BG	8.13 [207]	14.63 [372]	14.63 [372]	18.75 [477]	8 [204]	46.13 [1172]	57 [1448]	7.75 [197]	48.75 [1239]	46.13 [1172]	16 [407]	11.88 [302]	42.75 [1086]	51.13 [1299]	42 [1067]	4 [102]	1252 [568]
HVX3D4L-15SVX9GLAXX0-BG	10.25 [261]	17.38 [442]	17.38 [442]	21.13 [537]	14.38 [366]	51.63 [1312]	66.63 [1693]	8.88 [226]	57.5 [1461]	47.25 [1201]	28.75 [731]	5.5 [140]	42.75 [1086]	51.13 [1299]	42 [1067]	4 [102]	1655 [751]
HVX3D4L-15SVX12GMAXX0-BG	10.25 [261]	17.38 [442]	17.38 [442]	21.13 [537]	14.38 [366]	51.63 [1312]	66.63 [1693]	8.88 [226]	63.13 [1604]	47.25 [1201]	28.75 [731]	5.5 [140]	42.75 [1086]	51.13 [1299]	42 [1067]	4 [102]	1734 [787]
HVX3L4L-15SVX2GHALX0-BG	8.13 [207]	14.63 [372]	14.63 [372]	18.75 [477]	8 [204]	46.13 [1172]	57 [1448]	7.75 [197]	41.13 [1045]	46.13 [1172]	16 [407]	11.88 [302]	42.75 [1086]	51.13 [1299]	42 [1067]	4 [102]	1148 [521]
HVX3L4L-15SVX3GHALX0-BG	8.13 [207]	14.63 [372]	14.63 [372]	18.75 [477]	8 [204]	46.13 [1172]	57 [1448]	7.75 [197]	41.13 [1045]	46.13 [1172]	16 [407]	11.88 [302]	42.75 [1086]	51.13 [1299]	42 [1067]	4 [102]	1159 [526]
HVX3L4L-15SVX4GKALX0-BG	10.25 [261]	17.38 [442]	17.38 [442]	21.13 [537]	14.38 [366]	51.63 [1312]	66.63 [1693]	8.88 [226]	47.2 [1199]	47.22 [1200]	28.75 [731]	5.5 [140]	42.75 [1086]	51.13 [1299]	42 [1067]	4 [102]	1510 [685]

e-HVX Dimensions - 15SVX Triplex Pump (continued)

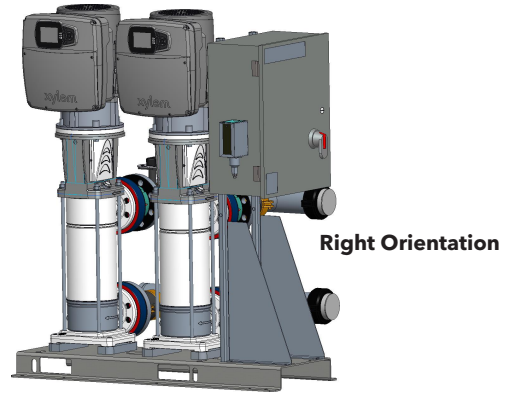
SKID PART NUMBER	A	A1	B	C	D	E	F	G	H	H1	I	J	K	L	M	MD	Weight lb [kg]
HVX3L4L-15SVX7GKALX0-BG	10.25 [261]	17.38 [442]	17.38 [442]	21.13 [537]	14.38 [366]	51.63 [1312]	66.63 [1693]	8.88 [226]	53.5 [1359]	47.22 [1200]	28.75 [731]	5.5 [140]	42.75 [1086]	51.13 [1299]	42 [1067]	4 [102]	1593 [723]
HVX3L4L-15SVX9GLALX0-BG	10.25 [261]	17.38 [442]	17.38 [442]	21.13 [537]	14.38 [366]	51.63 [1312]	66.63 [1693]	8.88 [226]	57.5 [1461]	47.22 [1200]	28.75 [731]	5.5 [140]	42.75 [1086]	51.13 [1299]	42 [1067]	4 [102]	1655 [751]
HVX3D4R-15SVX2G2AXX0-BG	8.13 [207]	14.63 [372]	14.63 [372]	18.75 [477]	8 [204]	46.13 [1172]	57 [1448]	7.75 [197]	46.15 [1173]	46.13 [1172]	16 [407]	11.88 [302]	42.75 [1086]	51.13 [1299]	42 [1067]	4 [102]	924 [420]
HVX3D4R-15SVX3GHAXX0-BG	8.13 [207]	14.63 [372]	14.63 [372]	18.75 [477]	8 [204]	46.13 [1172]	57 [1448]	7.75 [197]	46.15 [1173]	46.13 [1172]	16 [407]	11.88 [302]	42.75 [1086]	51.13 [1299]	42 [1067]	4 [102]	962 [437]
HVX3D4R-15SVX4GJAXX0-BG	8.13 [207]	14.63 [372]	14.63 [372]	18.75 [477]	8 [204]	46.13 [1172]	57 [1448]	7.75 [197]	46.15 [1173]	46.13 [1172]	16 [407]	11.88 [302]	42.75 [1086]	51.13 [1299]	42 [1067]	4 [102]	1117 [507]
HVX3D4R-15SVX7GKAXX0-BG	8.13 [207]	14.63 [372]	14.63 [372]	18.75 [477]	8 [204]	46.13 [1172]	57 [1448]	7.75 [197]	48.75 [1239]	46.13 [1172]	16 [407]	11.88 [302]	42.75 [1086]	51.13 [1299]	42 [1067]	4 [102]	1252 [568]
HVX3D4R-15SVX9GLAXX0-BG	10.25 [261]	17.38 [442]	17.38 [442]	21.13 [537]	14.38 [366]	51.63 [1312]	66.63 [1693]	8.88 [226]	57.5 [1461]	47.25 [1201]	28.75 [731]	5.5 [140]	42.75 [1086]	51.13 [1299]	42 [1067]	4 [102]	1655 [751]
HVX3D4R-15SVX12GMAXX0-BG	10.25 [261]	17.38 [442]	17.38 [442]	21.13 [537]	14.38 [366]	51.63 [1312]	66.63 [1693]	8.88 [226]	63.13 [1604]	47.25 [1201]	28.75 [731]	5.5 [140]	42.75 [1086]	51.13 [1299]	42 [1067]	4 [102]	1734 [787]
HVX3L4R-15SVX2GHALX0-BG	8.13 [207]	14.63 [372]	14.63 [372]	18.75 [477]	8 [204]	46.13 [1172]	57 [1448]	7.75 [197]	41.13 [1045]	46.13 [1172]	16 [407]	11.88 [302]	42.75 [1086]	51.13 [1299]	42 [1067]	4 [102]	1148 [521]
HVX3L4R-15SVX3GHALX0-BG	8.13 [207]	14.63 [372]	14.63 [372]	18.75 [477]	8 [204]	46.13 [1172]	57 [1448]	7.75 [197]	41.13 [1045]	46.13 [1172]	16 [407]	11.88 [302]	42.75 [1086]	51.13 [1299]	42 [1067]	4 [102]	1159 [526]
HVX3L4R-15SVX4GKALX0-BG	10.25 [261]	17.38 [442]	17.38 [442]	21.13 [537]	14.38 [366]	51.63 [1312]	66.63 [1693]	8.88 [226]	47.2 [1199]	47.22 [1200]	28.75 [731]	5.5 [140]	42.75 [1086]	51.13 [1299]	42 [1067]	4 [102]	1510 [685]
HVX3L4R-15SVX7GKALX0-BG	10.25 [261]	17.38 [442]	17.38 [442]	21.13 [537]	14.38 [366]	51.63 [1312]	66.63 [1693]	8.88 [226]	53.5 [1359]	47.22 [1200]	28.75 [731]	5.5 [140]	42.75 [1086]	51.13 [1299]	42 [1067]	4 [102]	1593 [723]
HVX3L4R-15SVX9GLALX0-BG	10.25 [261]	17.38 [442]	17.38 [442]	21.13 [537]	14.38 [366]	51.63 [1312]	66.63 [1693]	8.88 [226]	57.5 [1461]	47.22 [1200]	28.75 [731]	5.5 [140]	42.75 [1086]	51.13 [1299]	42 [1067]	4 [102]	1655 [751]

e-HVXR Dimensions - 15SVX Duplex Pump

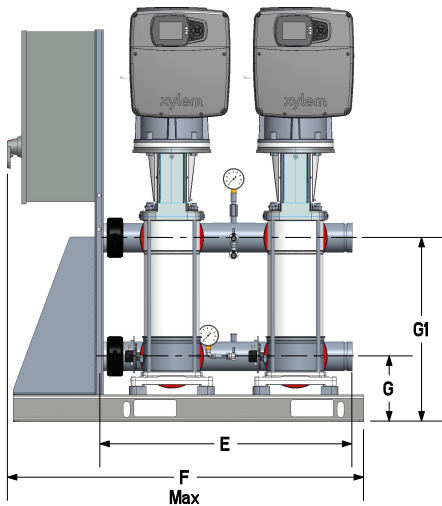
15SVX Duplex Pump



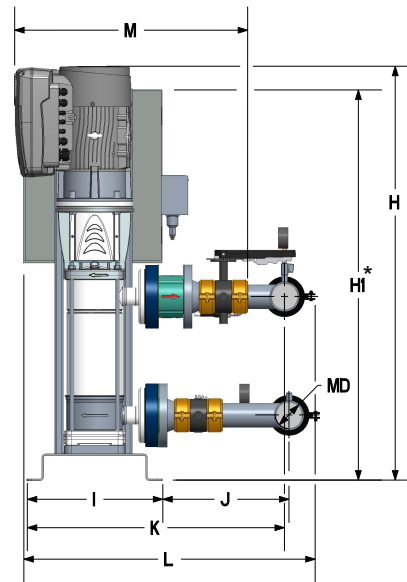
Left Orientation



Right Orientation



Left Orientation



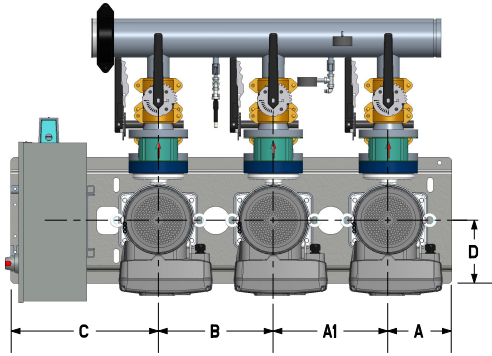
Left Orientation

*Note: If antenna is put on top of electrical panel, height H1 will be increased by 1.75" (45mm).

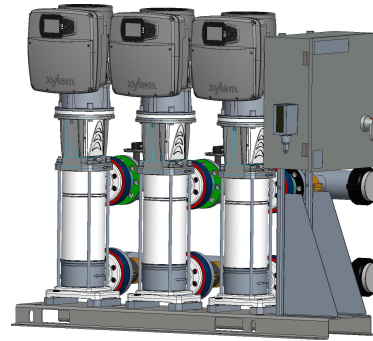
SKID PART NUMBER	A	B	C	D	E	F	G	G1	H	H1	I	J	K	L	M	MD	Weight lb [kg]
HVXR2D3L-15SVX4RJAXX0-BG	8.13 [207]	14.63 [372]	18.75 [477]	8 [204]	29.75 [756]	42 [1067]	7.75 [197]	21.63 [550]	46 [1169]	46 [1169]	16 [407]	14.88 [378]	30.38 [772]	34.38 [874]	27.5 [699]	3 [77]	755 [343]
HVXR2D3L-15SVX7RKAXX0-BG	8.13 [207]	14.63 [372]	18.75 [477]	8 [204]	29.75 [756]	42 [1067]	7.75 [197]	21.63 [550]	48.88 [1242]	46 [1169]	16 [407]	14.88 [378]	30.38 [772]	34.38 [874]	27.5 [699]	3 [77]	845 [384]
HVXR2L3L-15SVX4RKALX0-BG	10.25 [261]	17.38 [442]	21.13 [537]	14.38 [366]	32.5 [826]	49.25 [1251]	8.88 [226]	22.88 [582]	48.1 [1222]	47.25 [1201]	28.75 [731]	8.5 [216]	36.38 [924]	40.88 [1039]	30.38 [772]	3 [77]	1062 [482]
HVXR2L3L-15SVX7RKALX0-BG	10.25 [261]	17.38 [442]	21.13 [537]	14.38 [366]	32.5 [826]	49.25 [1251]	8.88 [226]	22.88 [582]	53.75 [1366]	47.25 [1201]	28.75 [731]	8.5 [216]	36.38 [924]	40.88 [1039]	30.38 [772]	3 [77]	1117 [507]
HVXR2D3R-15SVX4RJAXX0-BG	8.13 [207]	14.63 [372]	18.75 [477]	8 [204]	29.75 [756]	42 [1067]	7.75 [197]	21.63 [550]	46 [1169]	46 [1169]	16 [407]	14.88 [378]	30.38 [772]	34.38 [874]	27.5 [699]	3 [77]	755 [343]
HVXR2D3R-15SVX7RKAXX0-BG	8.13 [207]	14.63 [372]	18.75 [477]	8 [204]	29.75 [756]	42 [1067]	7.75 [197]	21.63 [550]	48.88 [1242]	46 [1169]	16 [407]	14.88 [378]	30.38 [772]	34.38 [874]	27.5 [699]	3 [77]	845 [384]
HVXR2L3R-15SVX4RKALX0-BG	10.25 [261]	17.38 [442]	21.13 [537]	14.38 [366]	32.5 [826]	49.25 [1251]	8.88 [226]	22.88 [582]	48.1 [1222]	47.25 [1201]	28.75 [731]	8.5 [216]	36.38 [924]	40.88 [1039]	30.38 [772]	3 [77]	1062 [482]
HVXR2L3R-15SVX7RKALX0-BG	10.25 [261]	17.38 [442]	21.13 [537]	14.38 [366]	32.5 [826]	49.25 [1251]	8.88 [226]	22.88 [582]	53.75 [1366]	47.25 [1201]	28.75 [731]	8.5 [216]	36.38 [924]	40.88 [1039]	30.38 [772]	3 [77]	1117 [507]

e-HVXR Dimensions - 15SVX Triplex Pump

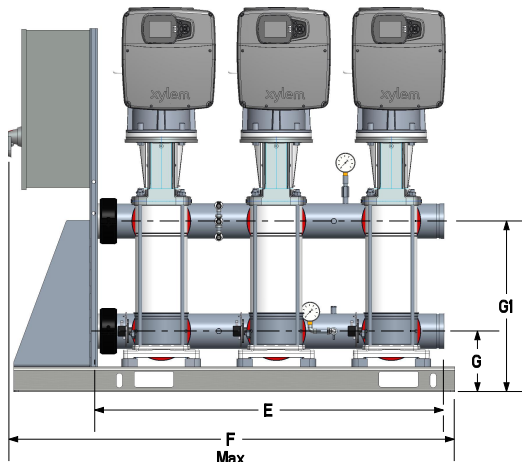
15SVX Triplex Pump



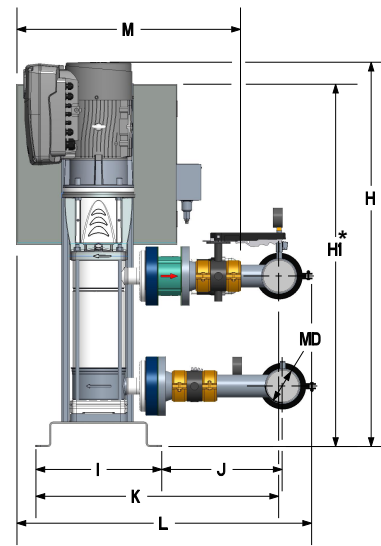
Left Orientation



Right Orientation



Left Orientation

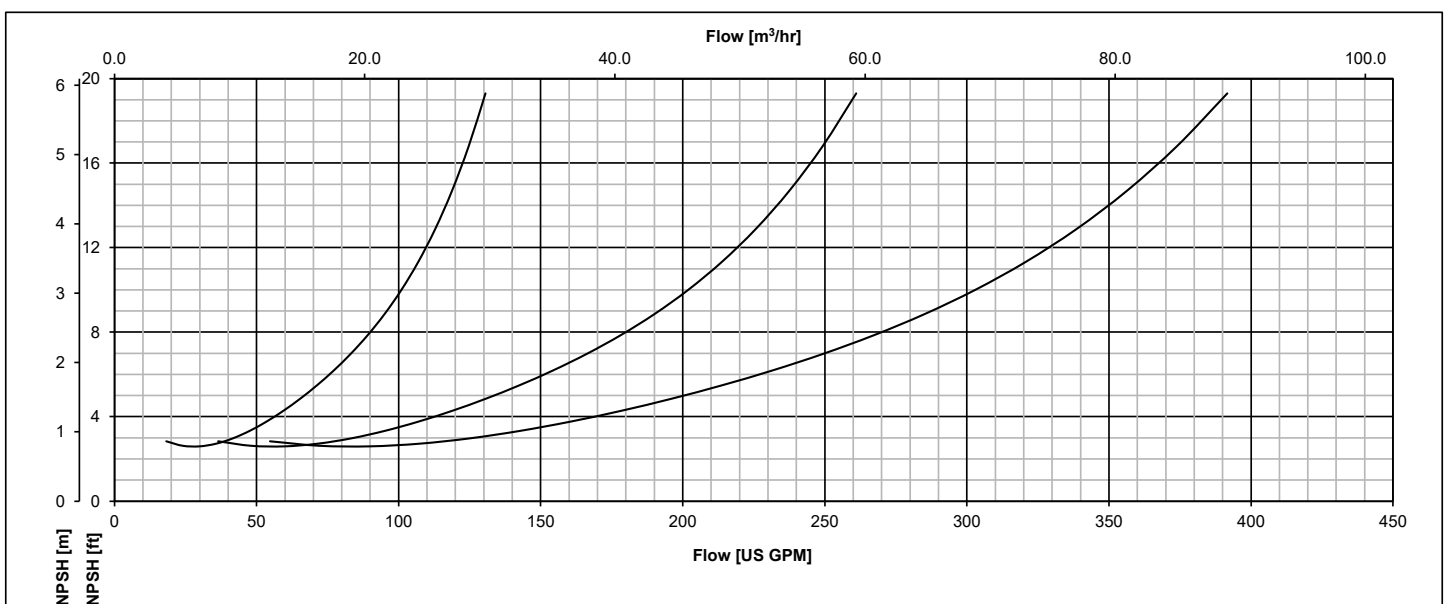
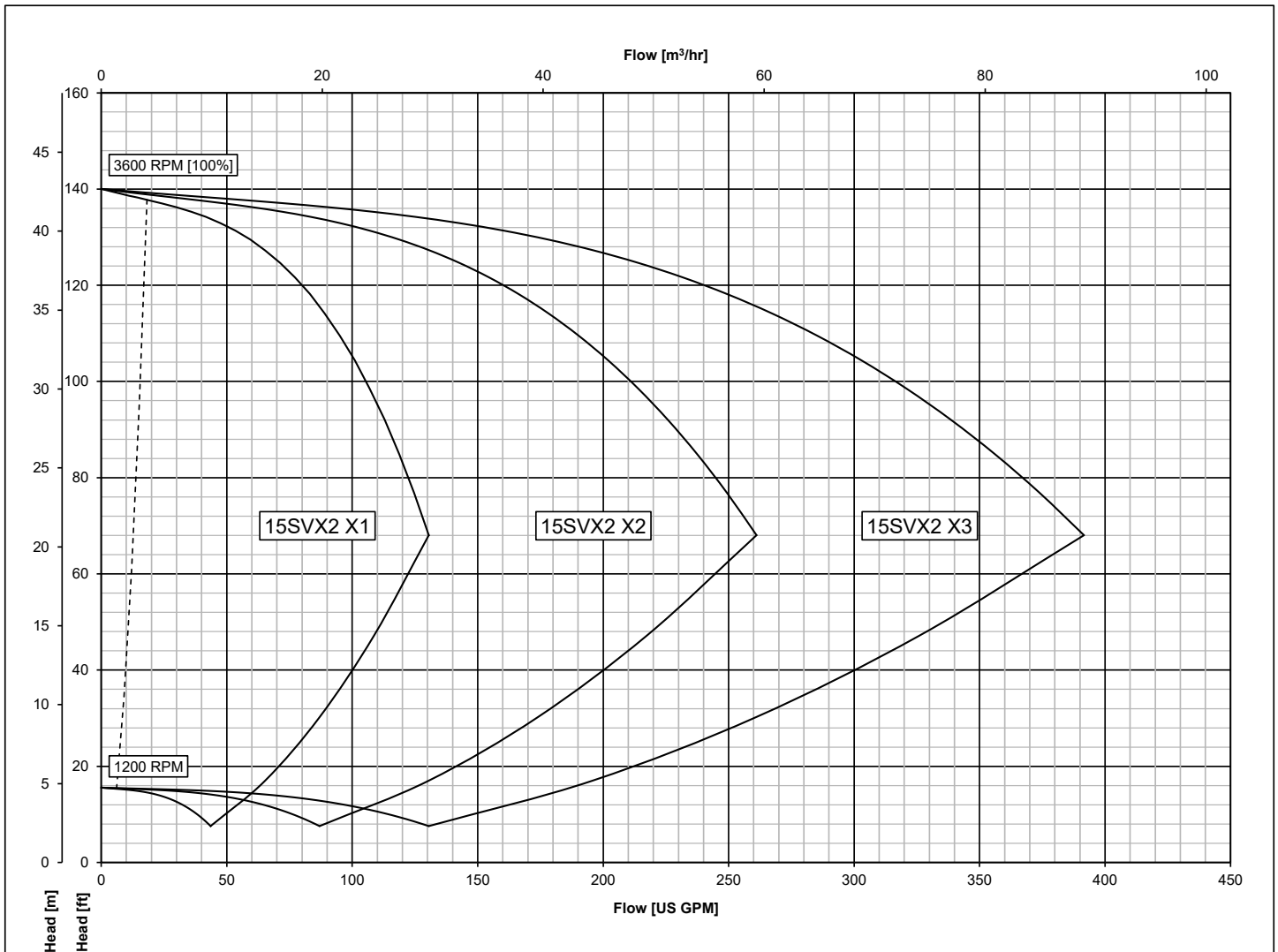


Left Orientation

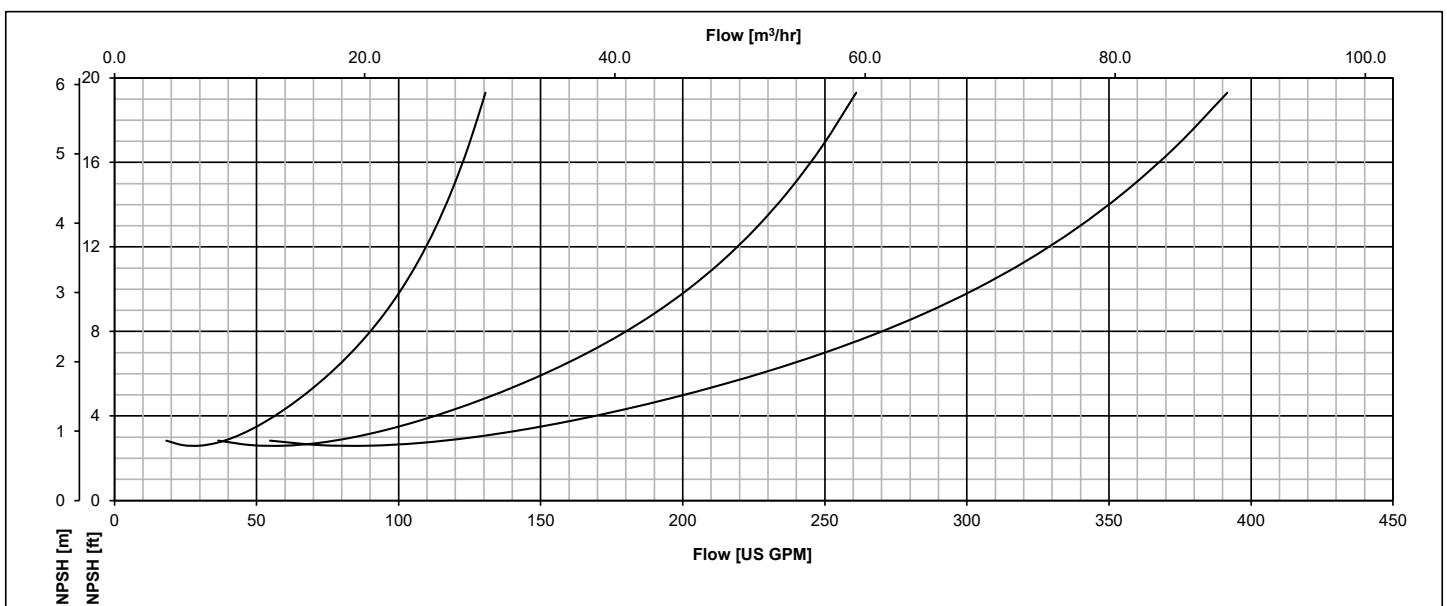
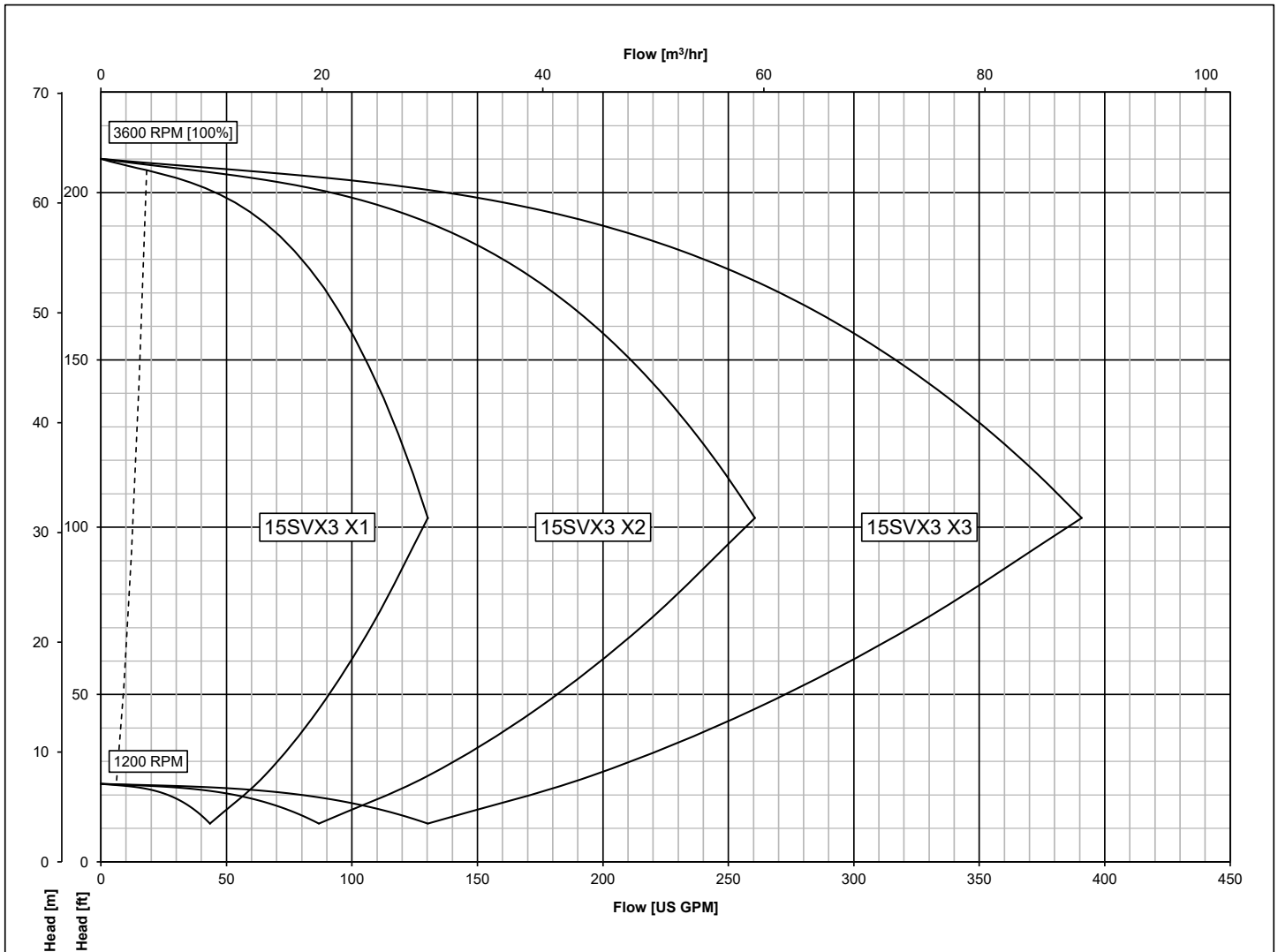
*Note: If antenna is put on top of electrical panel, Height H1 will be increased by 1.75" (45mm).

SKID PART NUMBER	A	A1	B	C	D	E	F	G	G1	H	H1	I	J	K	L	M	MD	Weight lb [kg]
HVXR3D4L-15SVX4RJAXX0-BG	8.13 [207]	14.63 [372]	14.63 [372]	18.75 [477]	8 [204]	44.25 [1124]	56.63 [1439]	7.75 [197]	21.63 [550]	46 [1169]	46 [1169]	16 [407]	15.25 [388]	30.88 [785]	37.38 [950]	28.38 [721]	4 [102]	1118 [508]
HVXR3D4L-15SVX7RKAXX0-BG	8.13 [207]	14.63 [372]	14.63 [372]	18.75 [477]	8 [204]	44.25 [1124]	56.63 [1439]	7.75 [197]	21.63 [550]	48.88 [1242]	46 [1169]	16 [407]	15.25 [388]	30.88 [785]	37.38 [950]	28.38 [721]	4 [102]	1253 [569]
HVXR3L4L-15SVX4RKALX0-BG	10.25 [261]	17.38 [442]	17.38 [442]	21.13 [537]	14.38 [366]	49.75 [1264]	66.63 [1693]	8.88 [226]	22.88 [582]	48.1 [1222]	47.25 [1201]	28.75 [731]	8.88 [226]	37.25 [947]	39.38 [1001]	30.38 [772]	4 [102]	1510 [685]
HVXR3L4L-15SVX7RKALX0-BG	10.25 [261]	17.38 [442]	17.38 [442]	21.13 [537]	14.38 [366]	49.75 [1264]	66.63 [1693]	8.88 [226]	22.88 [582]	53.75 [1366]	47.25 [1201]	28.75 [731]	8.88 [226]	37.25 [947]	39.38 [1001]	30.38 [772]	4 [102]	1593 [723]
HVXR3D4L-15SVX4RJAXX0-BG	8.13 [207]	14.63 [372]	14.63 [372]	18.75 [477]	8 [204]	44.25 [1124]	56.63 [1439]	7.75 [197]	21.63 [550]	46 [1169]	46 [1169]	16 [407]	15.25 [388]	30.88 [785]	37.38 [950]	28.38 [721]	4 [102]	1118 [508]
HVXR3D4L-15SVX7RKAXX0-BG	8.13 [207]	14.63 [372]	14.63 [372]	18.75 [477]	8 [204]	44.25 [1124]	56.63 [1439]	7.75 [197]	21.63 [550]	48.88 [1242]	46 [1169]	16 [407]	15.25 [388]	30.88 [785]	37.38 [950]	28.38 [721]	4 [102]	1253 [569]
HVXR3L4R-15SVX4RKALX0-BG	10.25 [261]	17.38 [442]	17.38 [442]	21.13 [537]	14.38 [366]	49.75 [1264]	66.63 [1693]	8.88 [226]	22.88 [582]	48.1 [1222]	47.25 [1201]	28.75 [731]	8.88 [226]	37.25 [947]	39.38 [1001]	30.38 [772]	4 [102]	1510 [685]
HVXR3L4R-15SVX7RKALX0-BG	10.25 [261]	17.38 [442]	17.38 [442]	21.13 [537]	14.38 [366]	49.75 [1264]	66.63 [1693]	8.88 [226]	22.88 [582]	53.75 [1366]	47.25 [1201]	28.75 [731]	8.88 [226]	37.25 [947]	39.38 [1001]	30.38 [772]	4 [102]	1593 [723]

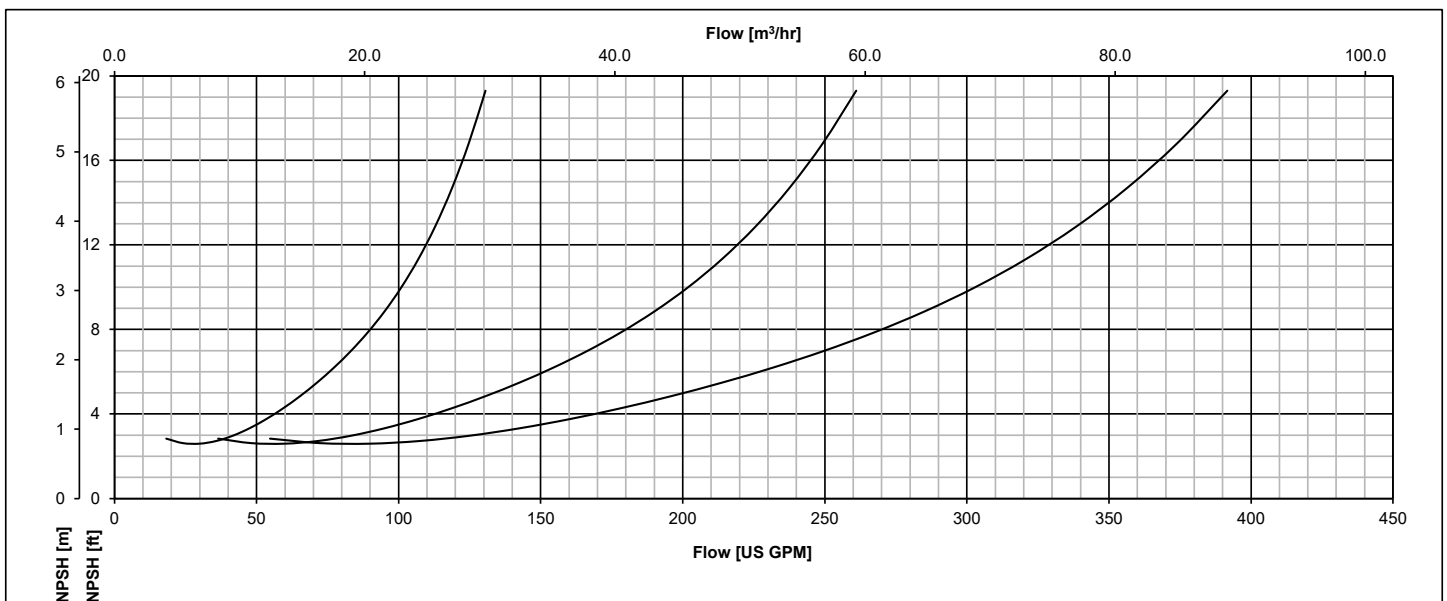
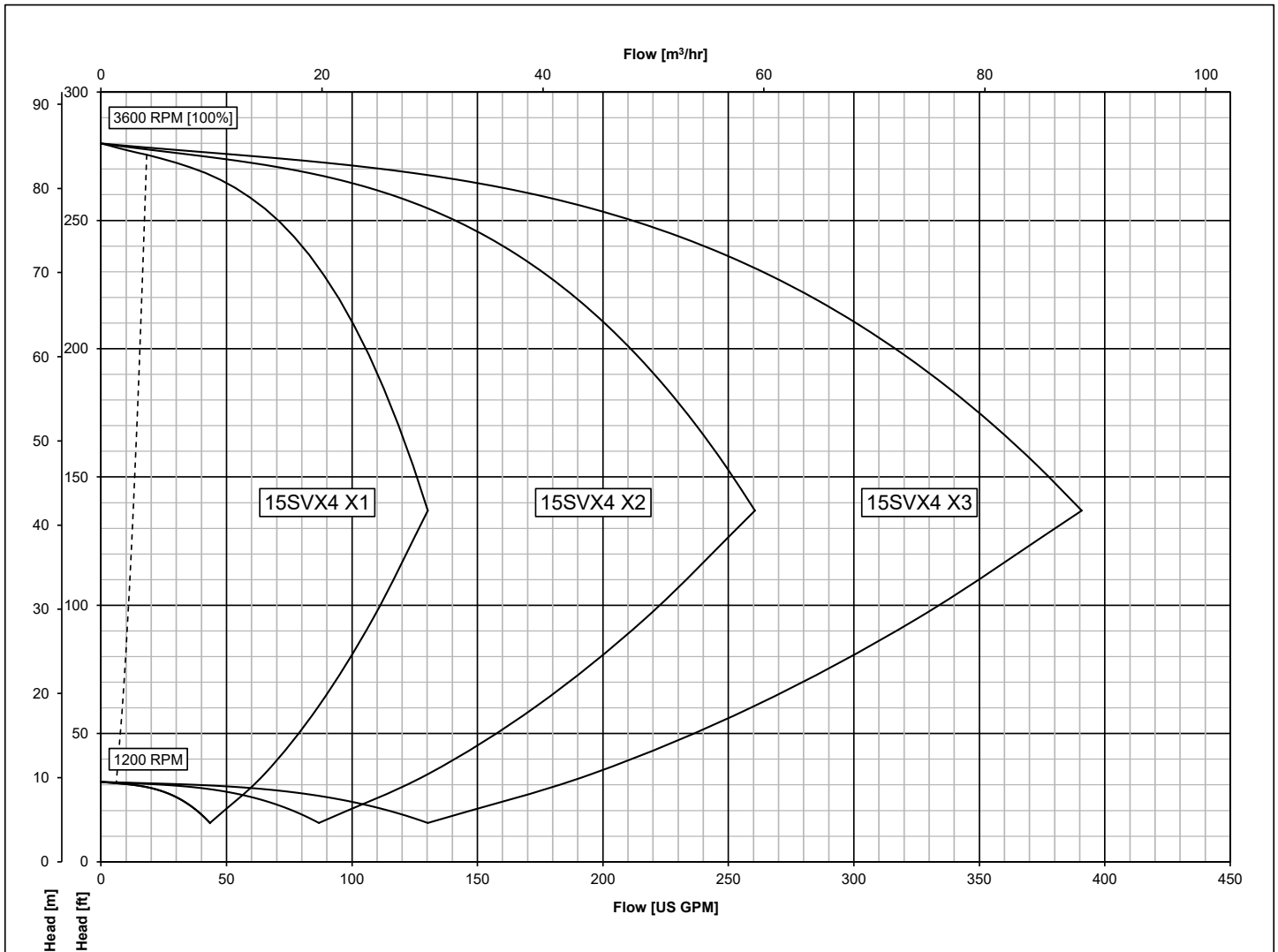
e-HVX Hydraulic Performance - 15SVX2



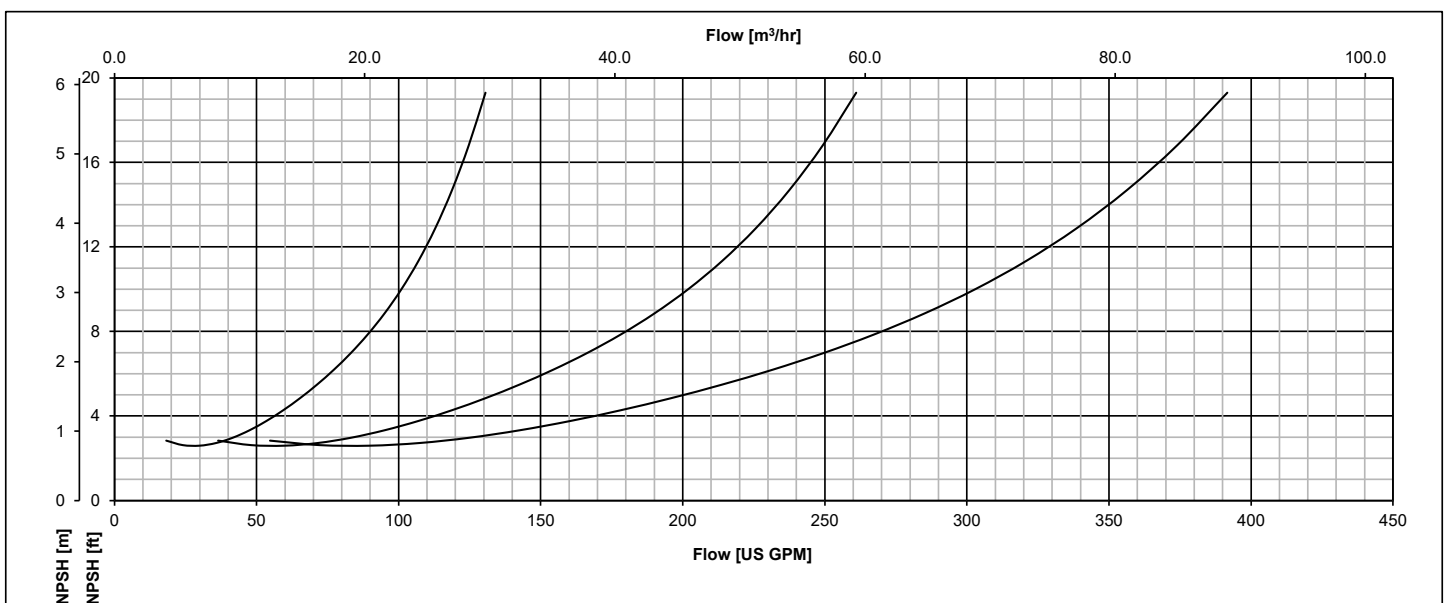
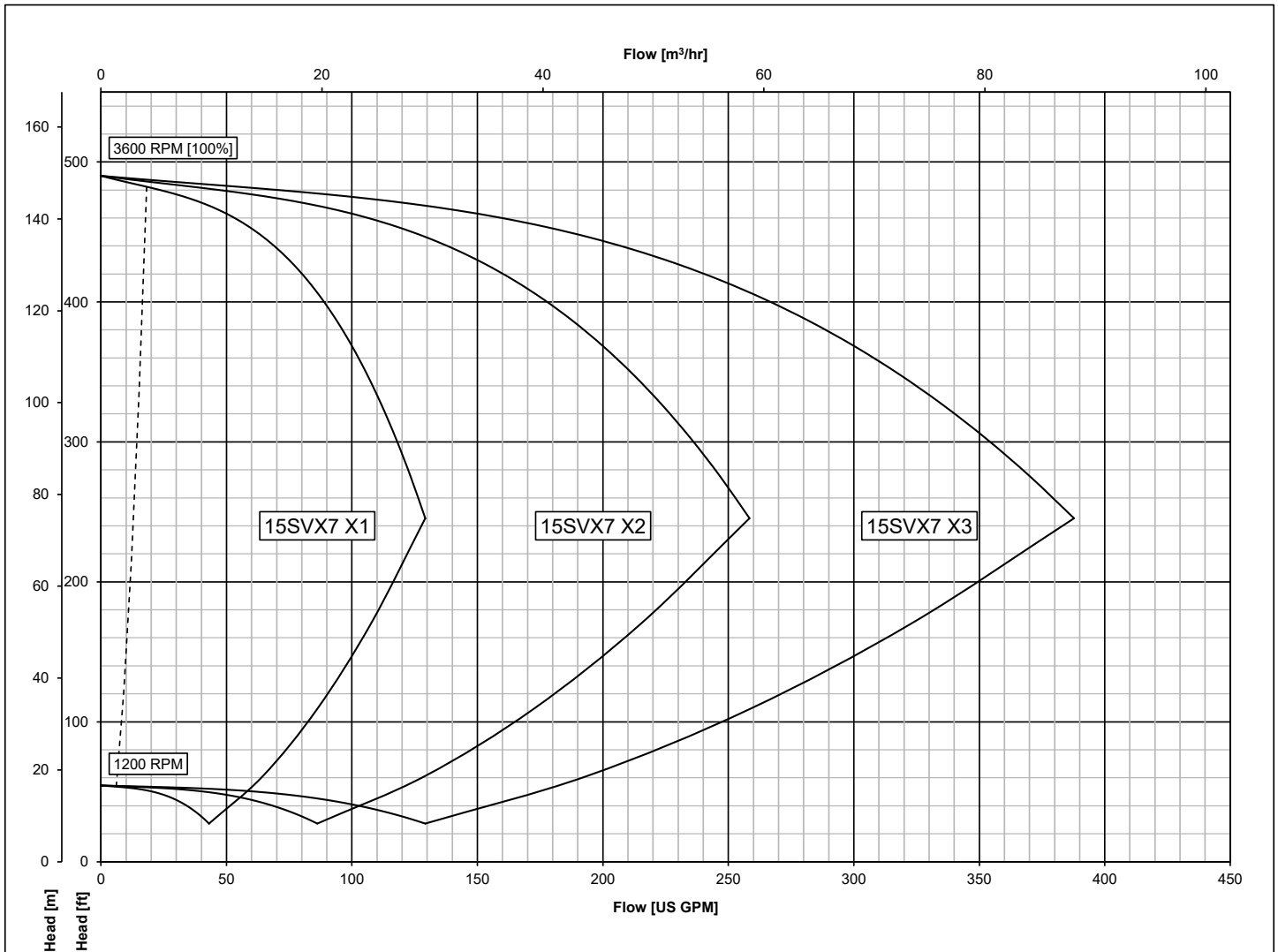
e-HVX Hydraulic Performance - 15SVX3



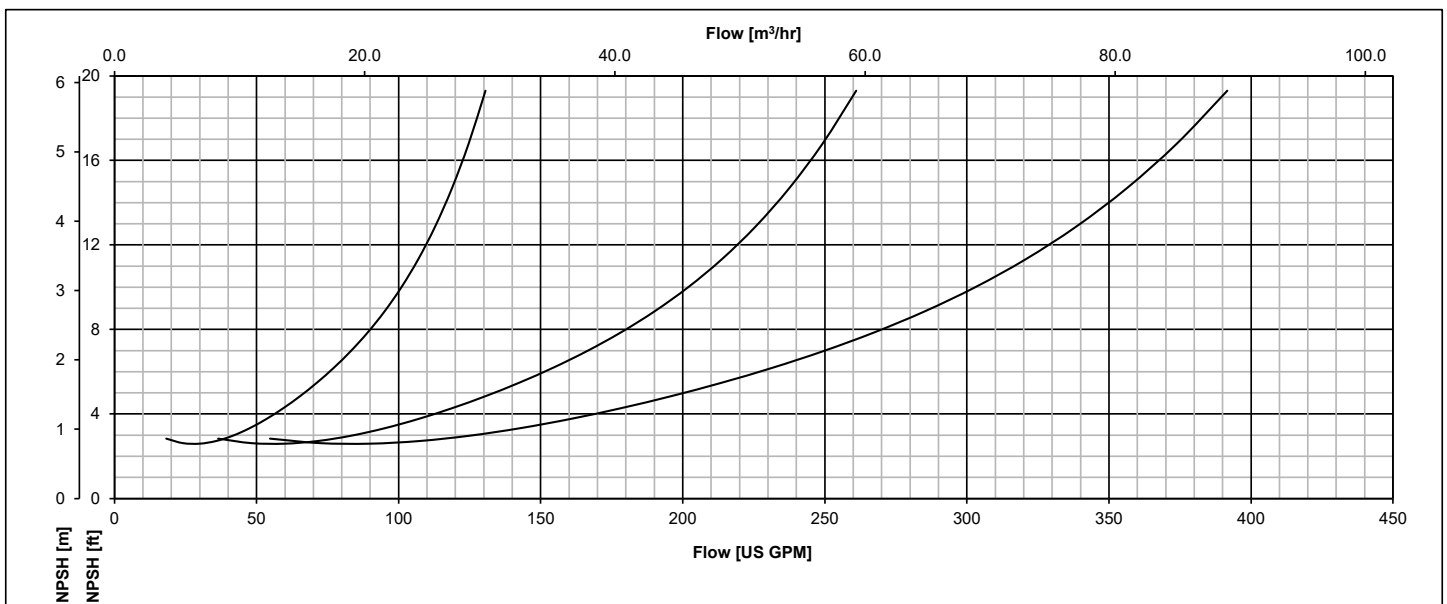
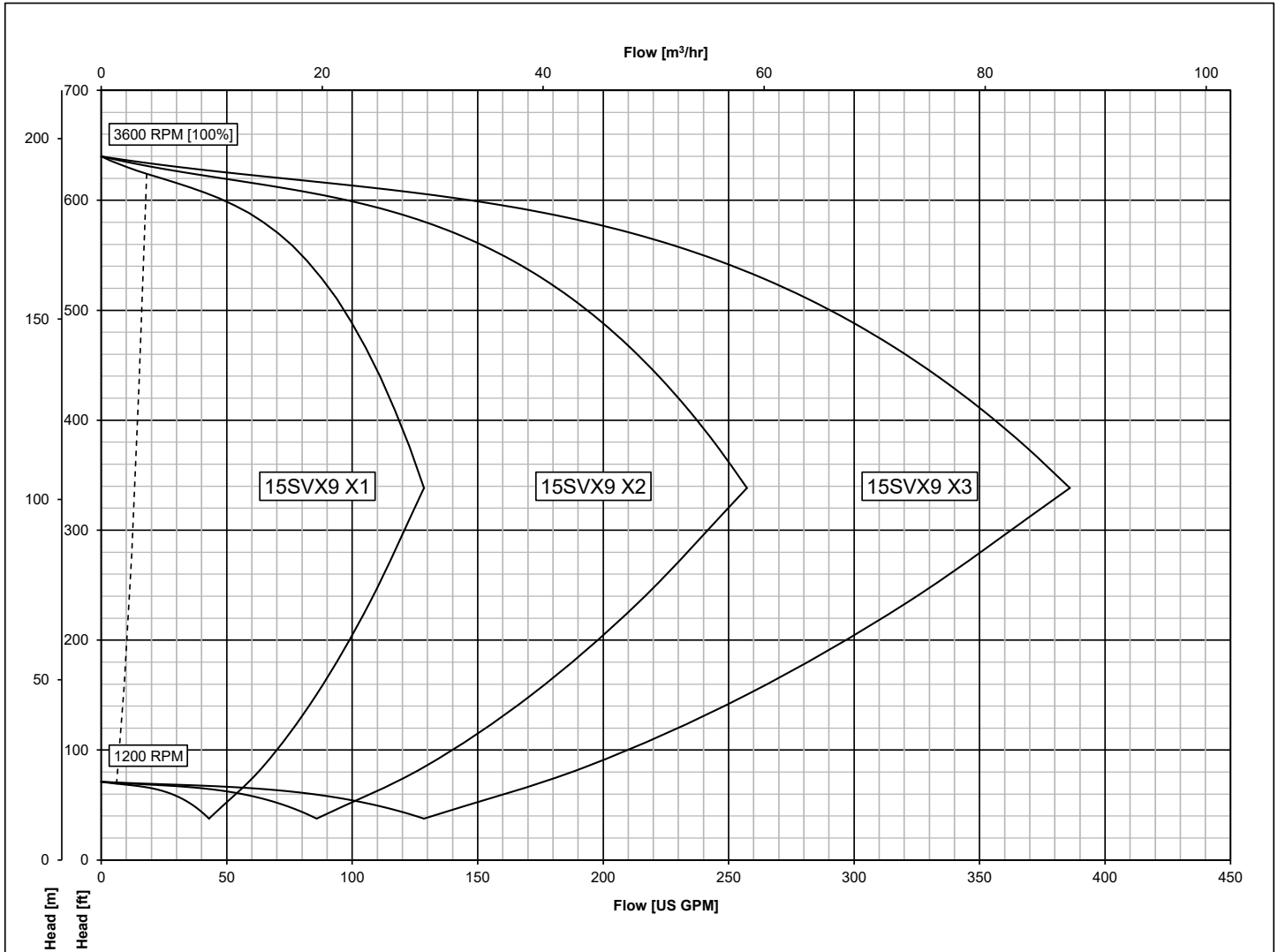
e-HVX & e-HVXR Hydraulic Performance - 15SVX4



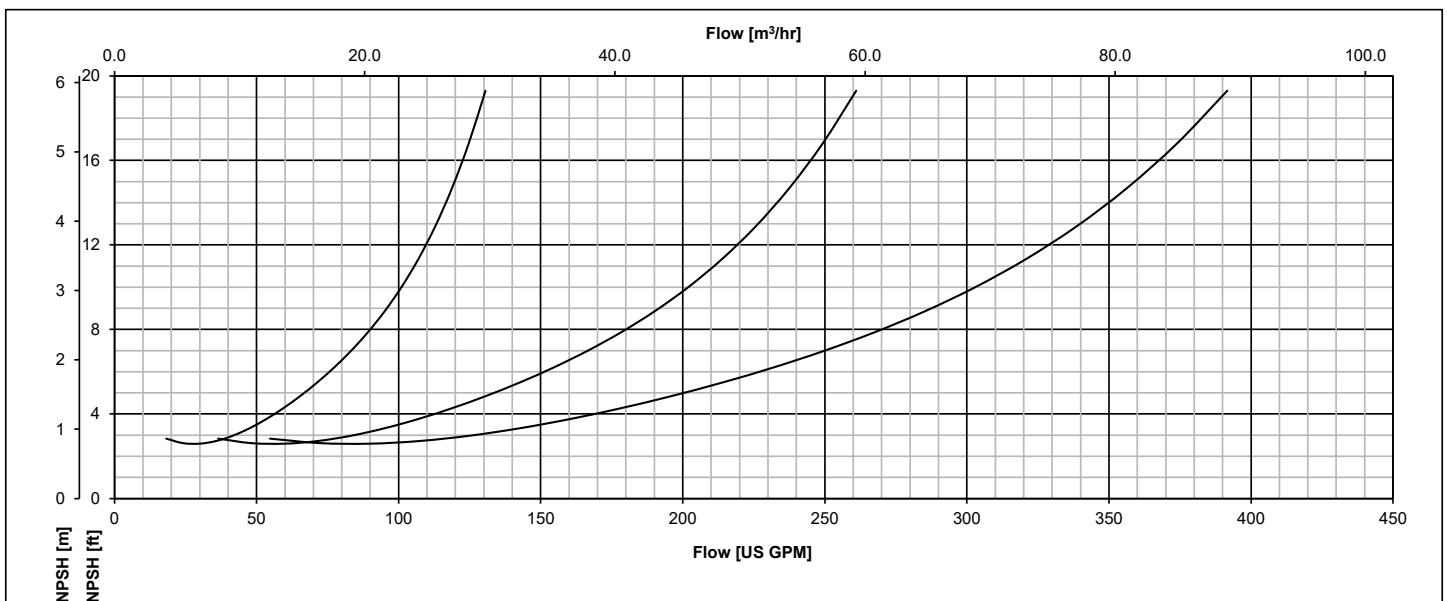
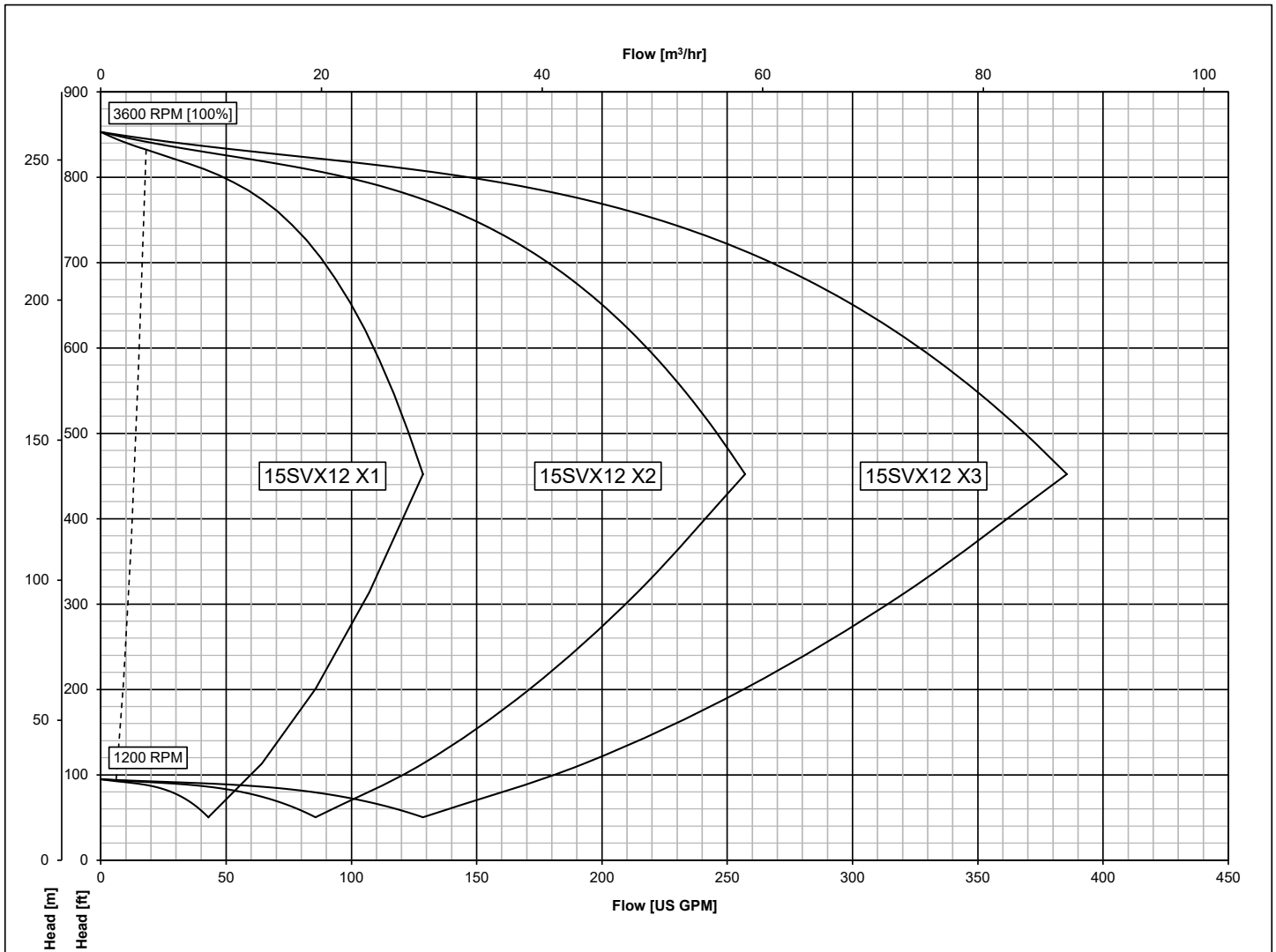
e-HVX & e-HVXR Hydraulic Performance - 15SVX7



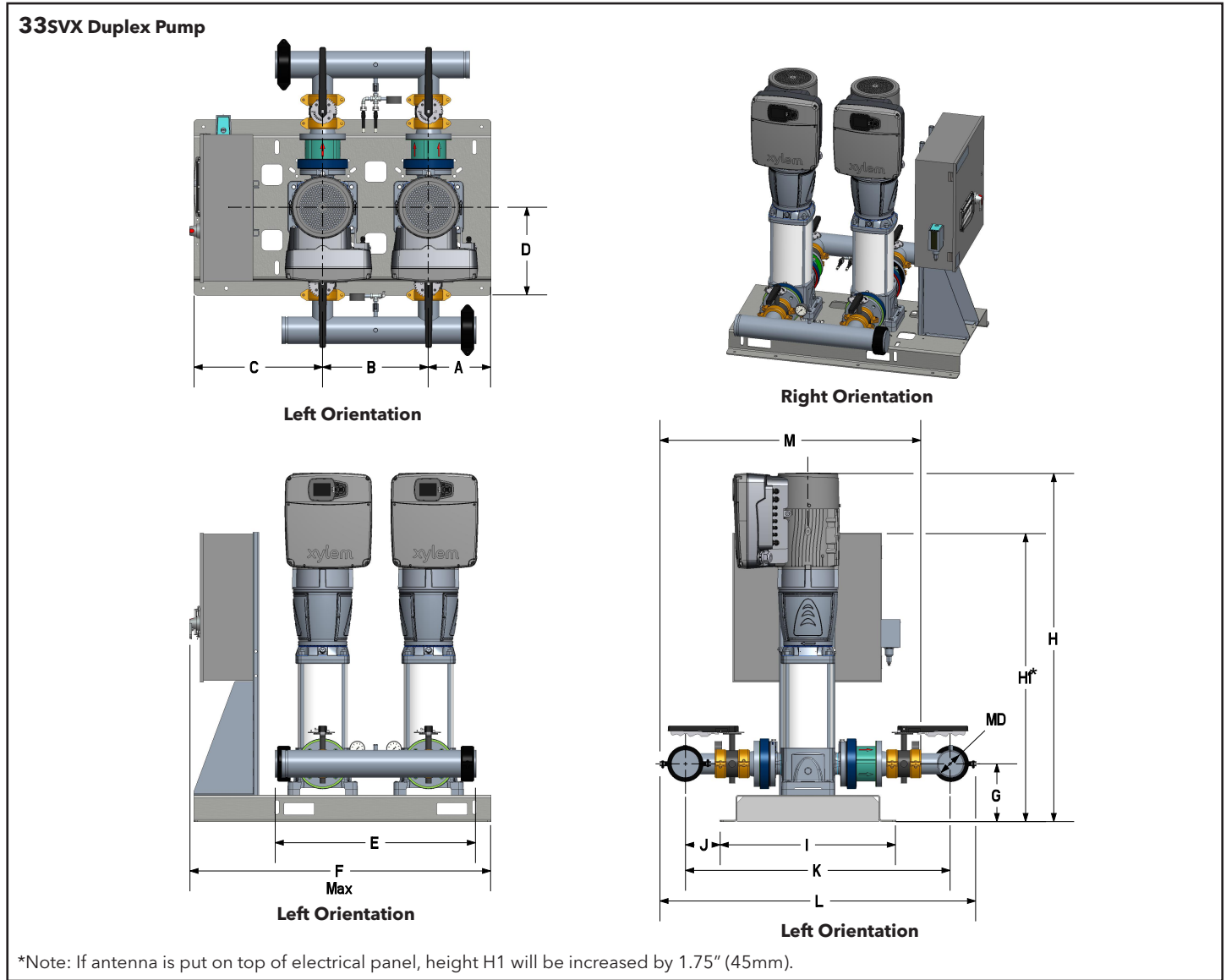
e-HVX Hydraulic Performance - 15SVX9



e-HVX Hydraulic Performance - 15SVX12



e-HVX Dimensions - 33SVX Duplex Pump



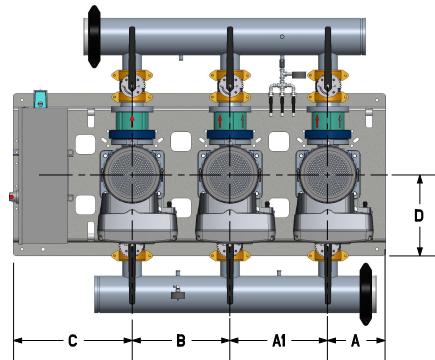
SKID PART NUMBER	A	B	C	D	E	F	G	H	H1	I	J	K	L	M	MD	Weight lb [kg]
HVX2D4L-33SVX10GHAXX0-BG	10.25 [261]	17.38 [442]	21.13 [537]	14.38 [366]	32.88 [836]	49.25 [1251]	9.5 [242]	47.25 [1201]	47.25 [1201]	28.75 [731]	5.63 [143]	43.38 [1102]	51.75 [1315]	42.75 [1086]	4 [102]	1216 [552]
HVX2D4L-33SVX21GJAXX0-BG	10.25 [261]	17.38 [442]	21.13 [537]	14.38 [366]	32.88 [836]	49.25 [1251]	9.5 [242]	47.25 [1201]	47.25 [1201]	28.75 [731]	5.63 [143]	43.38 [1102]	51.75 [1315]	42.75 [1086]	4 [102]	1207 [548]
HVX2D4L-33SVX20GKAXX0-BG	10.25 [261]	17.38 [442]	21.13 [537]	14.38 [366]	32.88 [836]	49.25 [1251]	9.5 [242]	47.25 [1201]	47.25 [1201]	28.75 [731]	5.63 [143]	43.38 [1102]	51.75 [1315]	42.75 [1086]	4 [102]	1241 [563]
HVX2D4L-33SVX42GLAXX0-BG	10.25 [261]	17.38 [442]	21.13 [537]	14.38 [366]	32.88 [836]	49.25 [1251]	9.5 [242]	54.13 [1375]	47.25 [1201]	28.75 [731]	5.63 [143]	43.38 [1102]	51.75 [1315]	42.75 [1086]	4 [102]	1396 [633]
HVX2D4L-33SVX50GNAXX0-BG	10.25 [261]	17.38 [442]	21.13 [537]	14.38 [366]	32.88 [836]	49.25 [1251]	9.5 [242]	57.13 [1451]	47.25 [1201]	28.75 [731]	5.63 [143]	43.38 [1102]	51.75 [1315]	42.75 [1086]	4 [102]	1513 [686]
HVX2L4L-33SVX10GHALX0-BG	10.25 [261]	17.38 [442]	21.13 [537]	14.38 [366]	32.88 [836]	49.25 [1251]	9.5 [242]	47.25 [1201]	47.25 [1201]	28.75 [731]	5.63 [143]	43.38 [1102]	51.75 [1315]	42.75 [1086]	4 [102]	1216 [552]

e-HVX Dimensions - 33SVX Duplex Pump (continued)


SKID PART NUMBER	A	B	C	D	E	F	G	H	H1	I	J	K	L	M	MD	Weight lb [kg]
HVX3D6R-33SVX20GKAXX0-BG	10.25 [261]	17.38 [442]	21.13 [537]	14.38 [366]	32.88 [836]	49.25 [1251]	9.5 [242]	48.13 [1223]	47.25 [1201]	28.75 [731]	5.63 [143]	43.38 [1102]	51.75 [1315]	42.75 [1086]	4 [102]	1324 [601]
HVX3D6R-33SVX42GLAXX0-BG	10.25 [261]	17.38 [442]	21.13 [537]	14.38 [366]	32.88 [836]	49.25 [1251]	9.5 [242]	48.13 [1223]	47.25 [1201]	28.75 [731]	5.63 [143]	43.38 [1102]	51.75 [1315]	42.75 [1086]	4 [102]	1324 [601]
HVX3D6R-33SVX50GNAXX0-BG	10.25 [261]	17.38 [442]	21.13 [537]	14.38 [366]	32.88 [836]	49.25 [1251]	9.5 [242]	54.13 [1375]	47.25 [1201]	28.75 [731]	5.63 [143]	43.38 [1102]	51.75 [1315]	42.75 [1086]	4 [102]	1396 [633]
HVX3L6R-33SVX10GHALX0-BG	10.25 [261]	17.38 [442]	21.13 [537]	14.38 [366]	32.88 [836]	49.25 [1251]	9.5 [242]	47.25 [1201]	47.25 [1201]	28.75 [731]	5.63 [143]	43.38 [1102]	51.75 [1315]	42.75 [1086]	4 [102]	1216 [552]
HVX3L6R-33SVX21GKALX0-BG	10.25 [261]	17.38 [442]	21.13 [537]	14.38 [366]	32.88 [836]	49.25 [1251]	9.5 [242]	47.25 [1201]	47.25 [1201]	28.75 [731]	5.63 [143]	43.38 [1102]	51.75 [1315]	42.75 [1086]	4 [102]	1207 [548]
HVX3L6R-33SVX20GKALX0-BG	10.25 [261]	17.38 [442]	21.13 [537]	14.38 [366]	32.88 [836]	49.25 [1251]	9.5 [242]	47.25 [1201]	47.25 [1201]	28.75 [731]	5.63 [143]	43.38 [1102]	51.75 [1315]	42.75 [1086]	4 [102]	1241 [563]
HVX3L6R-33SVX42GLALX0-BG	10.25 [261]	17.38 [442]	21.13 [537]	14.38 [366]	32.88 [836]	49.25 [1251]	9.5 [242]	54.13 [1375]	47.25 [1201]	28.75 [731]	5.63 [143]	43.38 [1102]	51.75 [1315]	42.75 [1086]	4 [102]	1396 [633]
HVX2D4R-33SVX50GNAXX0-BG	10.25 [261]	17.38 [442]	21.13 [537]	14.38 [366]	32.88 [836]	49.25 [1251]	9.5 [242]	57.13 [1451]	47.25 [1201]	28.75 [731]	5.63 [143]	43.38 [1102]	51.75 [1315]	42.75 [1086]	4 [102]	1513 [686]
HVX2L4R-33SVX10GHALX0-BG	10.25 [261]	17.38 [442]	21.13 [537]	14.38 [366]	32.88 [836]	49.25 [1251]	9.5 [242]	47.25 [1201]	47.25 [1201]	28.75 [731]	5.63 [143]	43.38 [1102]	51.75 [1315]	42.75 [1086]	4 [102]	1216 [552]
HVX2L4R-33SVX21GKALX0-BG	10.25 [261]	17.38 [442]	21.13 [537]	14.38 [366]	32.88 [836]	49.25 [1251]	9.5 [242]	48.13 [1223]	47.25 [1201]	28.75 [731]	5.63 [143]	43.38 [1102]	51.75 [1315]	42.75 [1086]	4 [102]	1324 [601]
HVX2L4R-33SVX20GKALX0-BG	10.25 [261]	17.38 [442]	21.13 [537]	14.38 [366]	32.88 [836]	49.25 [1251]	9.5 [242]	48.13 [1223]	47.25 [1201]	28.75 [731]	5.63 [143]	43.38 [1102]	51.75 [1315]	42.75 [1086]	4 [102]	1324 [601]
HVX2L4R-33SVX42GLALX0-BG	10.25 [261]	17.38 [442]	21.13 [537]	14.38 [366]	32.88 [836]	49.25 [1251]	9.5 [242]	54.13 [1375]	47.25 [1201]	28.75 [731]	5.63 [143]	43.38 [1102]	51.75 [1315]	42.75 [1086]	4 [102]	1396 [633]

e-HVX Dimensions - 33SVX Triplex Pump

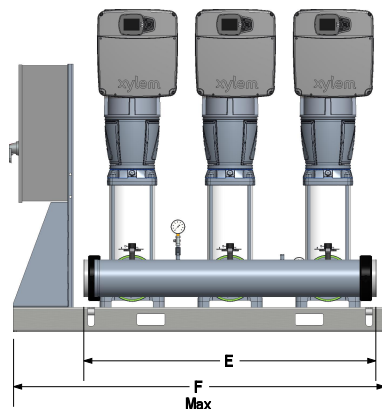
33SVX Triplex Pump



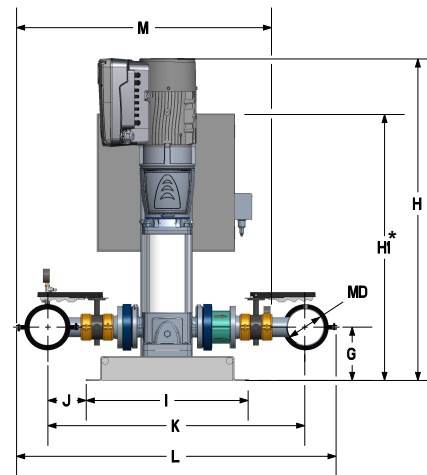
Left Orientation



Right Orientation



Left Orientation



Left Orientation

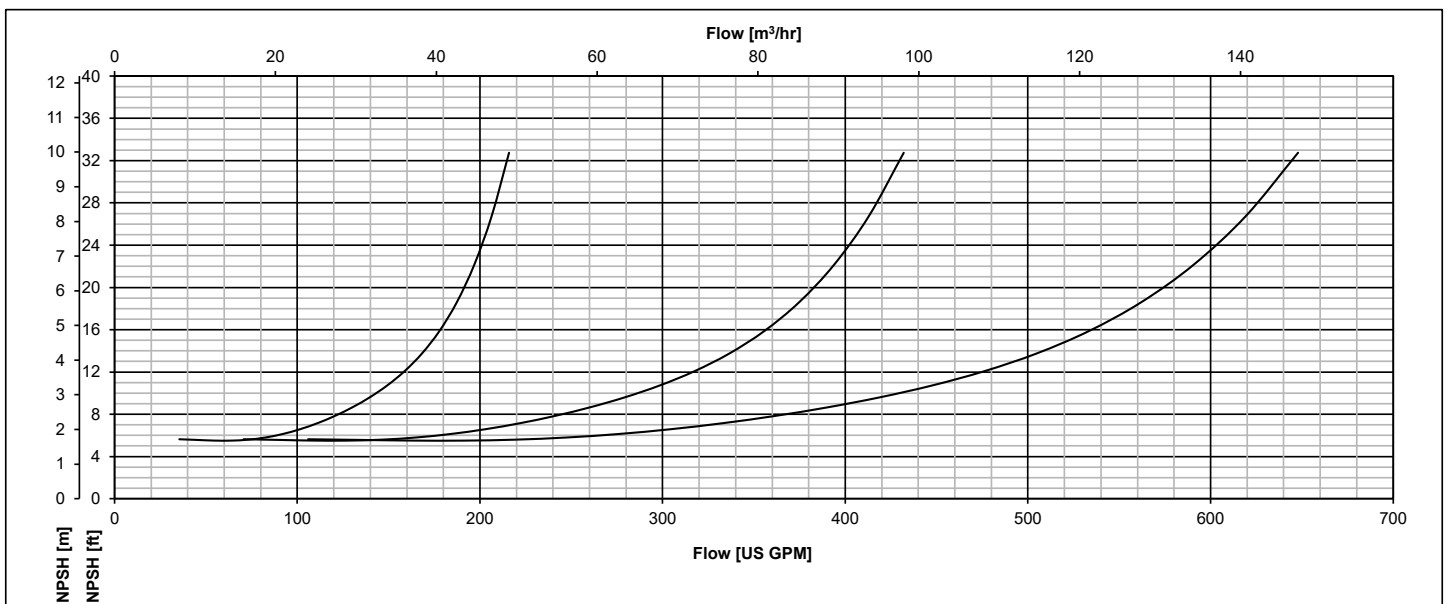
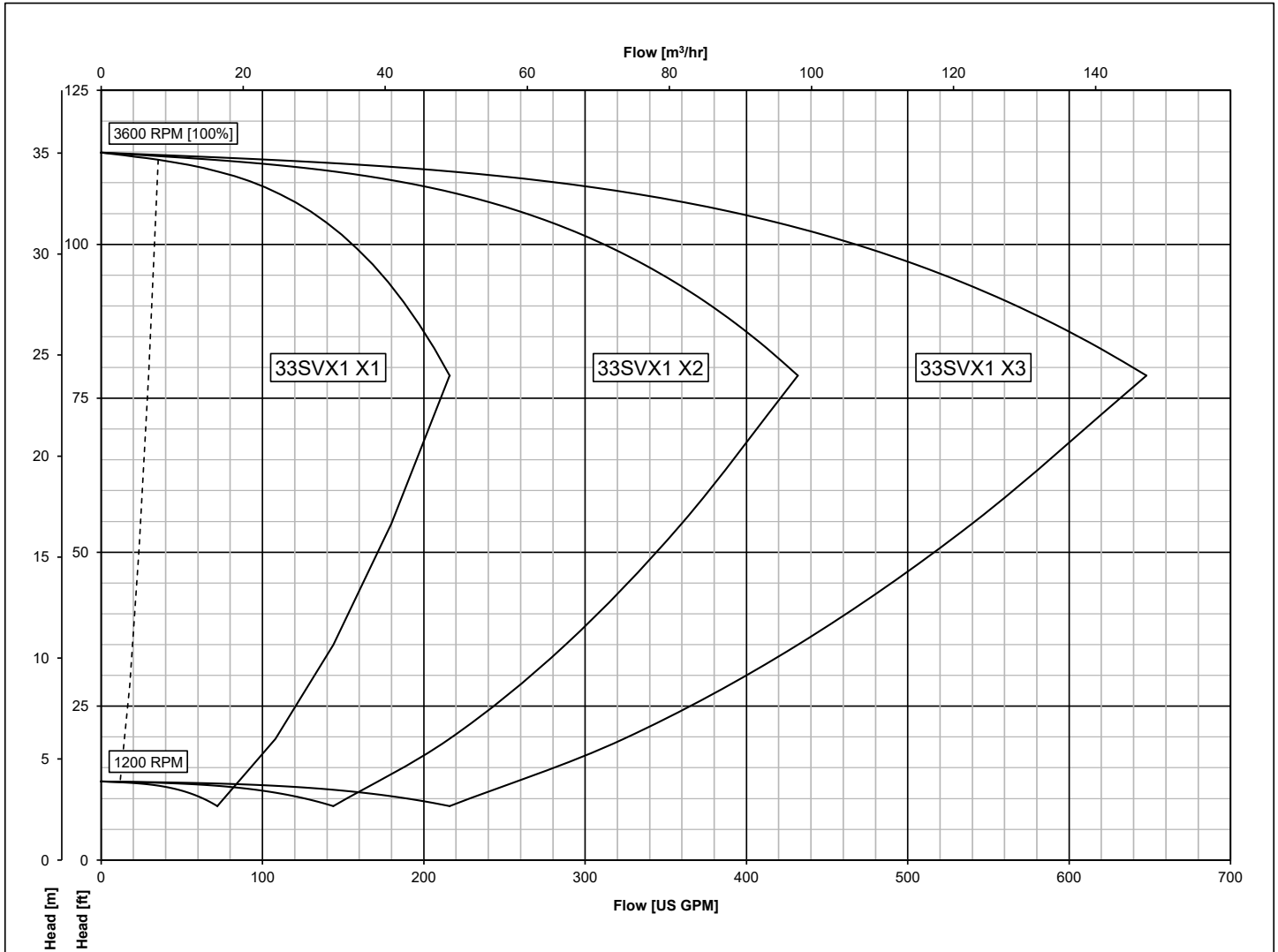
*Note: If antenna is put on top of electrical panel, height H1 will be increased by 1.75" (45mm).

SKID PART NUMBER	A	A1	B	C	D	E	F	G	H	H1	I	J	K	L	M	MD	Weight lb [kg]
HVX3D6L-33SVX10GHAXX0-BG	10.25 [261]	10.25 [261]	17.38 [442]	21.13 [537]	14.38 [366]	51.88 [1318]	66.63 [1693]	9.5 [242]	48.25 [1226]	47.25 [1201]	28.75 [731]	6.75 [172]	45.63 [1159]	56.75 [1442]	45.25 [1150]	6 [153]	1777 [806]
HVX3D6L-33SVX21GJAXX0-BG	10.25 [261]	10.25 [261]	17.38 [442]	21.13 [537]	14.38 [366]	51.88 [1318]	66.63 [1693]	9.5 [242]	54.13 [1375]	47.25 [1201]	28.75 [731]	6.75 [172]	45.63 [1159]	56.75 [1442]	45.25 [1150]	6 [153]	1763 [800]
HVX3D6L-33SVX20GKAXX0-BG	10.25 [261]	10.25 [261]	17.38 [442]	21.13 [537]	14.38 [366]	51.88 [1318]	66.63 [1693]	9.5 [242]	47.25 [1201]	47.25 [1201]	28.75 [731]	6.75 [172]	45.63 [1159]	56.75 [1442]	45.25 [1150]	6 [153]	1815 [824]
HVX3D6L-33SVX42GLAXX0-BG	10.25 [261]	10.25 [261]	17.38 [442]	21.13 [537]	14.38 [366]	51.88 [1318]	66.63 [1693]	9.5 [242]	47.25 [1201]	47.25 [1201]	28.75 [731]	6.75 [172]	45.63 [1159]	56.75 [1442]	45.25 [1150]	6 [153]	2046 [928]
HVX3D6L-33SVX50GNAXX0-BG	10.25 [261]	10.25 [261]	17.38 [442]	21.13 [537]	14.38 [366]	51.88 [1318]	66.63 [1693]	9.5 [242]	47.25 [1201]	47.25 [1201]	28.75 [731]	6.75 [172]	45.63 [1159]	56.75 [1442]	45.25 [1150]	6 [153]	2222 [1008]
HVX3L6L-33SVX10GHALX0-BG	10.25 [261]	10.25 [261]	17.38 [442]	21.13 [537]	14.38 [366]	51.88 [1318]	66.63 [1693]	9.5 [242]	54.13 [1375]	47.25 [1201]	28.75 [731]	6.75 [172]	45.63 [1159]	56.75 [1442]	45.25 [1150]	6 [153]	1777 [806]
HVX3L6L-33SVX21GKALX0-BG	10.25 [261]	10.25 [261]	17.38 [442]	21.13 [537]	14.38 [366]	51.88 [1318]	66.63 [1693]	9.5 [242]	57.13 [1451]	47.25 [1201]	28.75 [731]	6.75 [172]	45.63 [1159]	56.75 [1442]	45.25 [1150]	6 [153]	1939 [880]
HVX3L6L-33SVX20GKALX0-BG	10.25 [261]	10.25 [261]	17.38 [442]	21.13 [537]	14.38 [366]	51.88 [1318]	66.63 [1693]	9.5 [242]	47.25 [1201]	47.25 [1201]	28.75 [731]	6.75 [172]	45.63 [1159]	56.75 [1442]	45.25 [1150]	6 [153]	1939 [880]
HVX3L6L-33SVX42GLALX0-BG	10.25 [261]	10.25 [261]	17.38 [442]	21.13 [537]	14.38 [366]	51.88 [1318]	66.63 [1693]	9.5 [242]	48.25 [1226]	47.25 [1201]	28.75 [731]	6.75 [172]	45.63 [1159]	56.75 [1442]	45.25 [1150]	6 [153]	2046 [928]
HVX3D6R-33SVX10GHAXX0-BG	10.25 [261]	10.25 [261]	17.38 [442]	21.13 [537]	14.38 [366]	51.88 [1318]	66.63 [1693]	9.5 [242]	48.25 [1226]	47.25 [1201]	28.75 [731]	6.75 [172]	45.63 [1159]	56.75 [1442]	45.25 [1150]	6 [153]	1777 [806]
HVX3D6R-33SVX21GJAXX0-BG	10.25 [261]	10.25 [261]	17.38 [442]	21.13 [537]	14.38 [366]	51.88 [1318]	66.63 [1693]	9.5 [242]	54.13 [1375]	47.25 [1201]	28.75 [731]	6.75 [172]	45.63 [1159]	56.75 [1442]	45.25 [1150]	6 [153]	1763 [800]

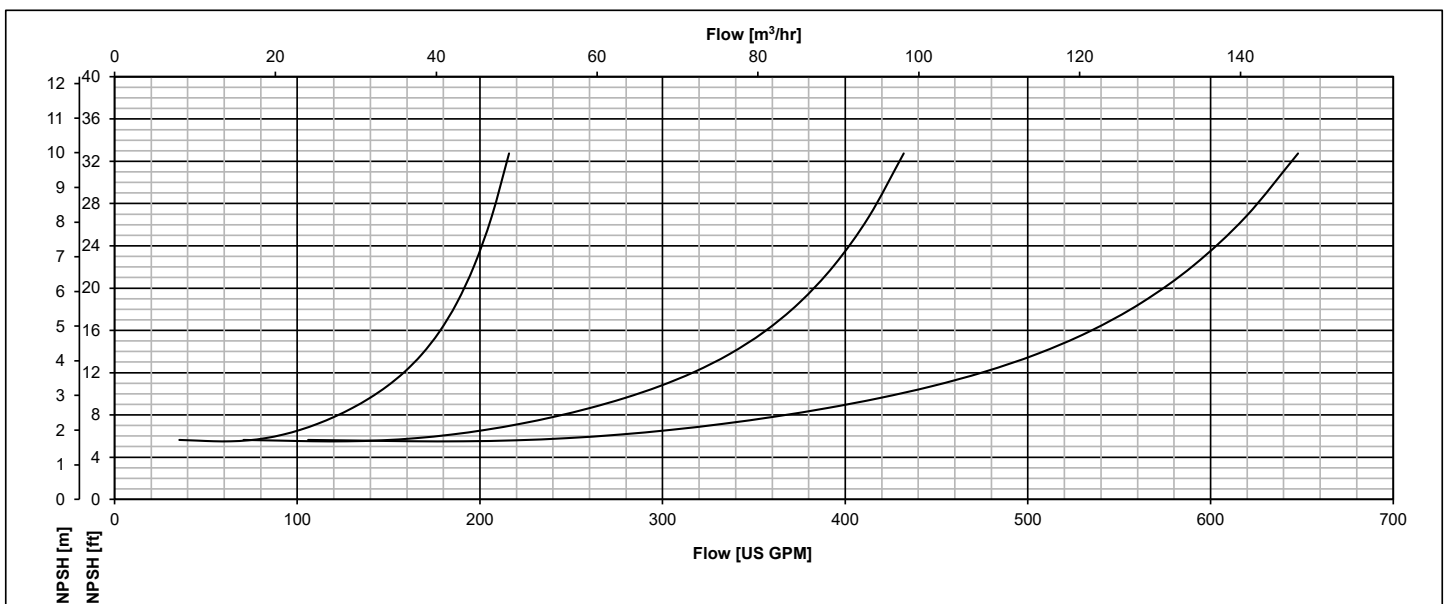
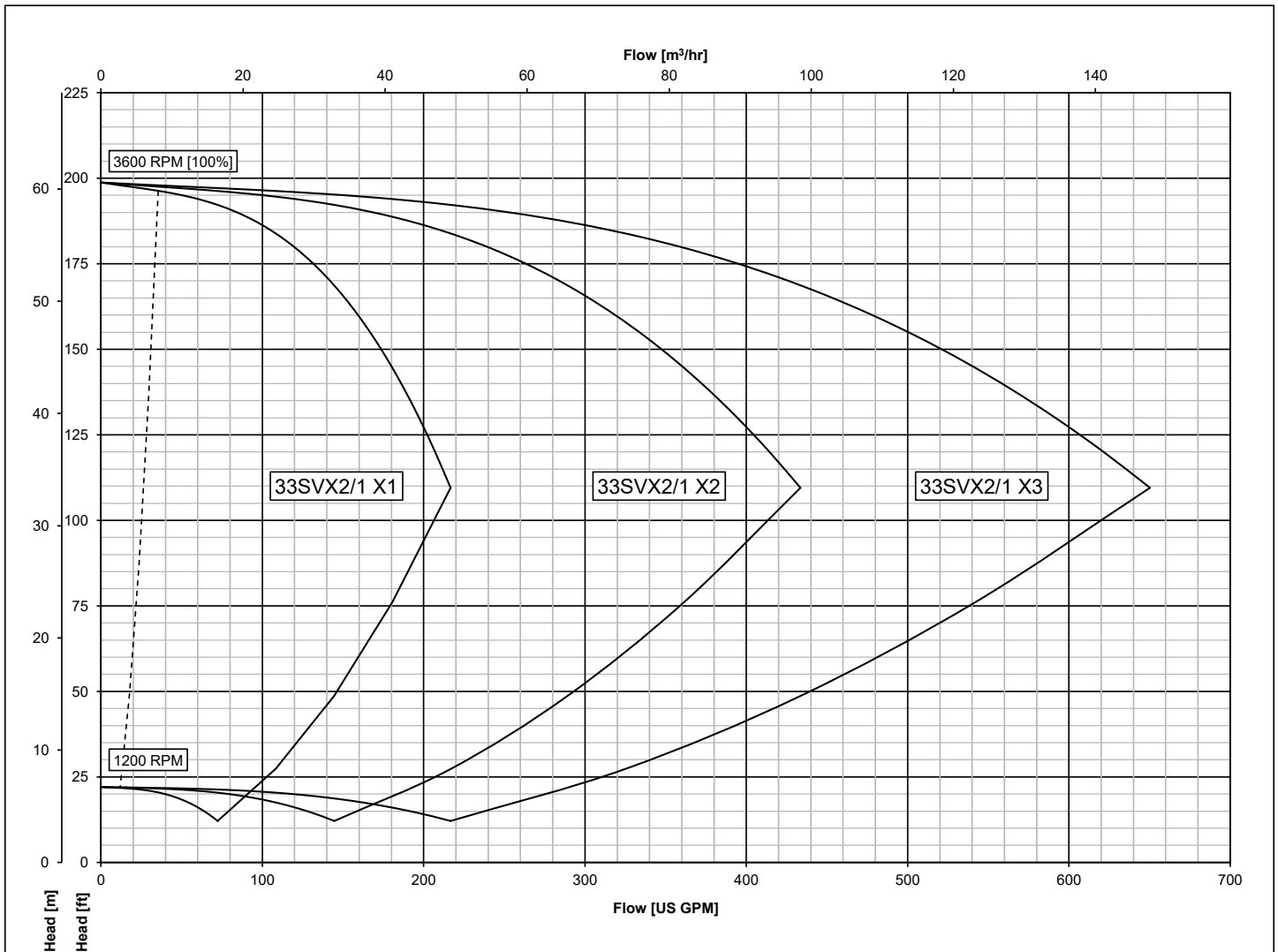
e-HVX Dimensions - 33SVX Triplex Pump (continued)

SKID PART NUMBER	A	A1	B	C	D	E	F	G	H	H1	I	J	K	L	M	MD	Weight lb [kg]
HVX3D6R-33SVX20GKAXX0-BG	10.25 [261]	10.25 [261]	17.38 [442]	21.13 [537]	14.38 [366]	51.88 [1318]	66.63 [1693]	9.5 [242]	48.25 [1226]	47.25 [1201]	28.75 [731]	6.75 [172]	45.63 [1159]	56.75 [1442]	45.25 [1150]	6 [153]	1815 [824]
HVX3D6R-33SVX42GLAXX0-BG	10.25 [261]	10.25 [261]	17.38 [442]	21.13 [537]	14.38 [366]	51.88 [1318]	66.63 [1693]	9.5 [242]	54.13 [1375]	47.25 [1201]	28.75 [731]	6.75 [172]	45.63 [1159]	56.75 [1442]	45.25 [1150]	6 [153]	2046 [928]
HVX3D6R-33SVX50GNAXX0-BG	10.25 [261]	10.25 [261]	17.38 [442]	21.13 [537]	14.38 [366]	51.88 [1318]	66.63 [1693]	9.5 [242]	47.25 [1201]	47.25 [1201]	28.75 [731]	6.75 [172]	45.63 [1159]	56.75 [1442]	45.25 [1150]	6 [153]	2222 [1008]
HVX3L6R-33SVX10GHALX0-BG	10.25 [261]	10.25 [261]	17.38 [442]	21.13 [537]	14.38 [366]	51.88 [1318]	66.63 [1693]	9.5 [242]	47.25 [1201]	47.25 [1201]	28.75 [731]	6.75 [172]	45.63 [1159]	56.75 [1442]	45.25 [1150]	6 [153]	1777 [806]
HVX3L6R-33SVX21GKALX0-BG	10.25 [261]	10.25 [261]	17.38 [442]	21.13 [537]	14.38 [366]	51.88 [1318]	66.63 [1693]	9.5 [242]	47.25 [1201]	47.25 [1201]	28.75 [731]	6.75 [172]	45.63 [1159]	56.75 [1442]	45.25 [1150]	6 [153]	1939 [880]
HVX3L6R-33SVX20GKALX0-BG	10.25 [261]	10.25 [261]	17.38 [442]	21.13 [537]	14.38 [366]	51.88 [1318]	66.63 [1693]	9.5 [242]	54.13 [1375]	47.25 [1201]	28.75 [731]	6.75 [172]	45.63 [1159]	56.75 [1442]	45.25 [1150]	6 [153]	1939 [880]
HVX3L6R-33SVX42GLALX0-BG	10.25 [261]	10.25 [261]	17.38 [442]	21.13 [537]	14.38 [366]	51.88 [1318]	66.63 [1693]	9.5 [242]	57.13 [1451]	47.25 [1201]	28.75 [731]	6.75 [172]	45.63 [1159]	56.75 [1442]	45.25 [1150]	6 [153]	2046 [928]

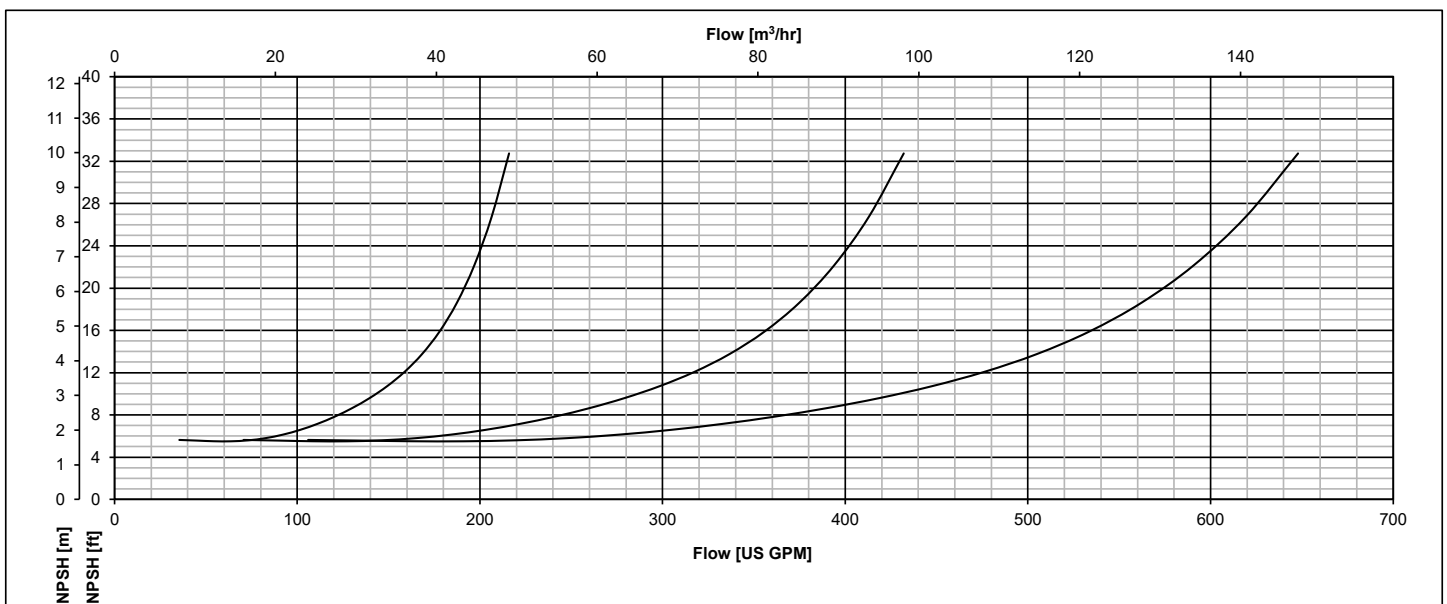
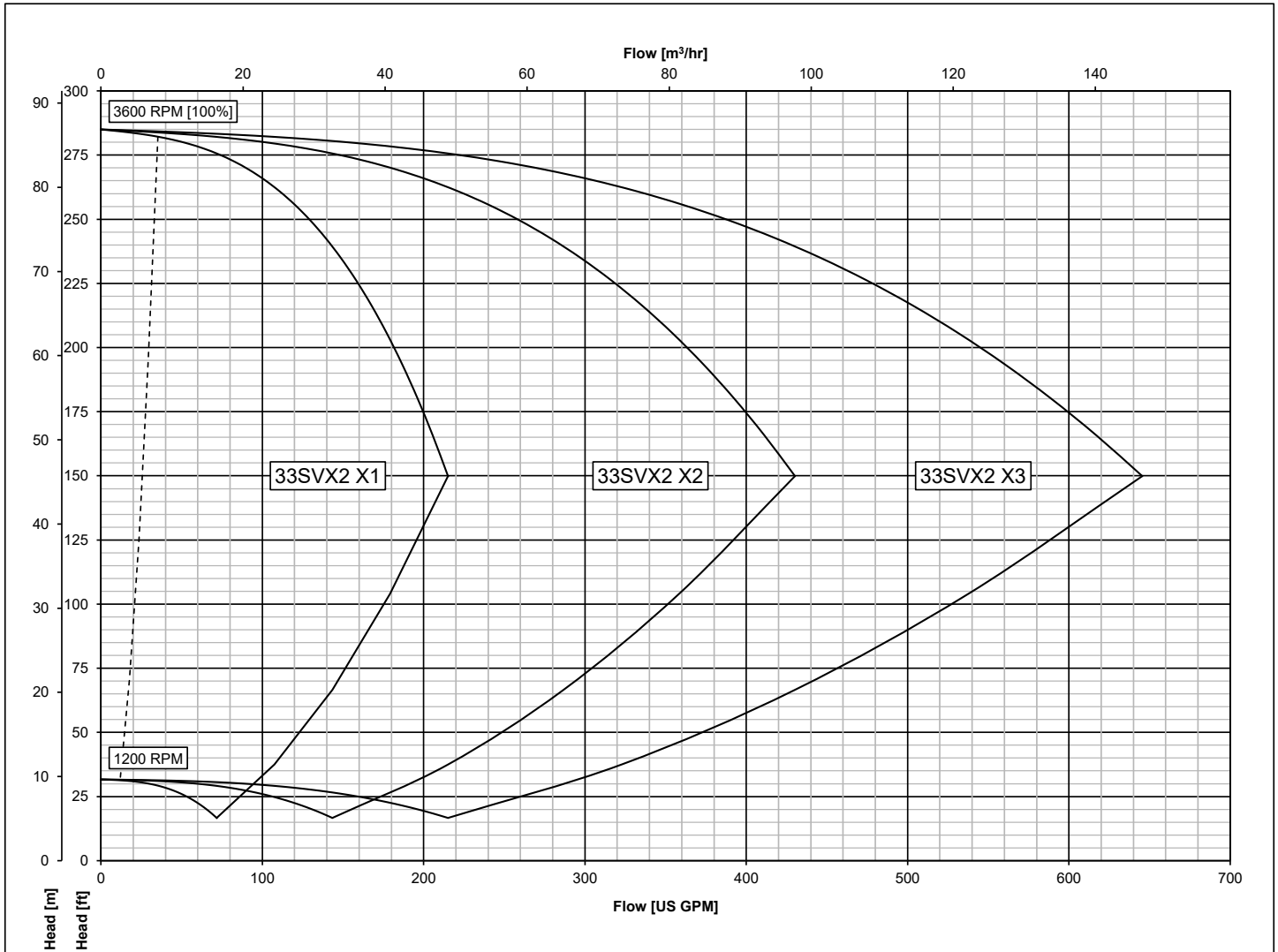
e-HVX Hydraulic Performance - 33SVX1



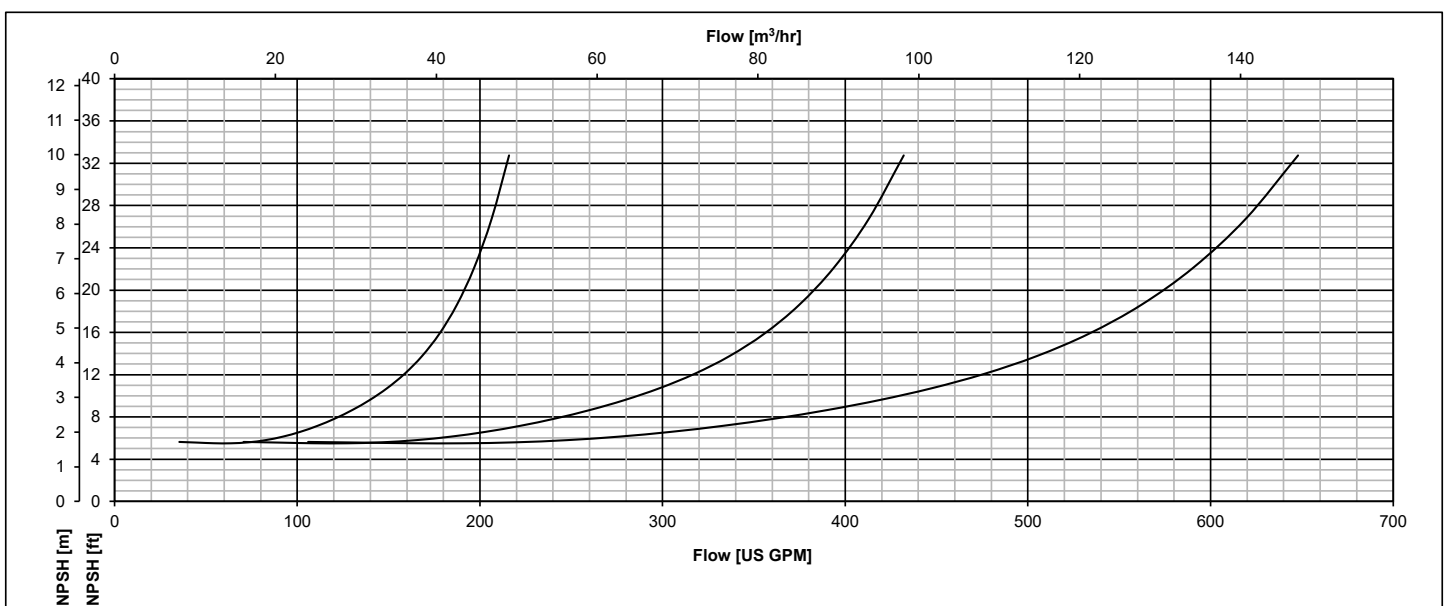
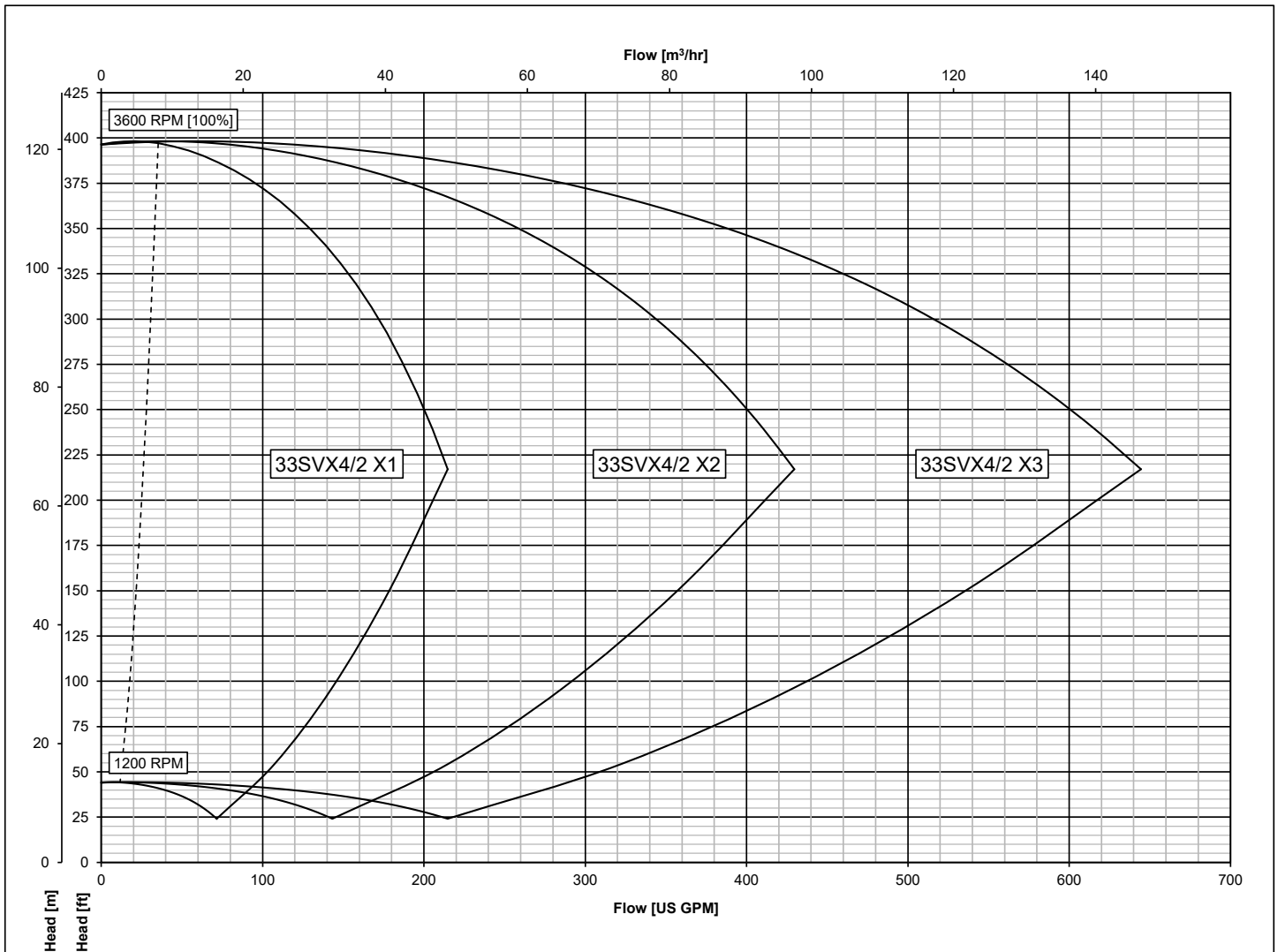
e-HVX Hydraulic Performance - 33SVX2-1



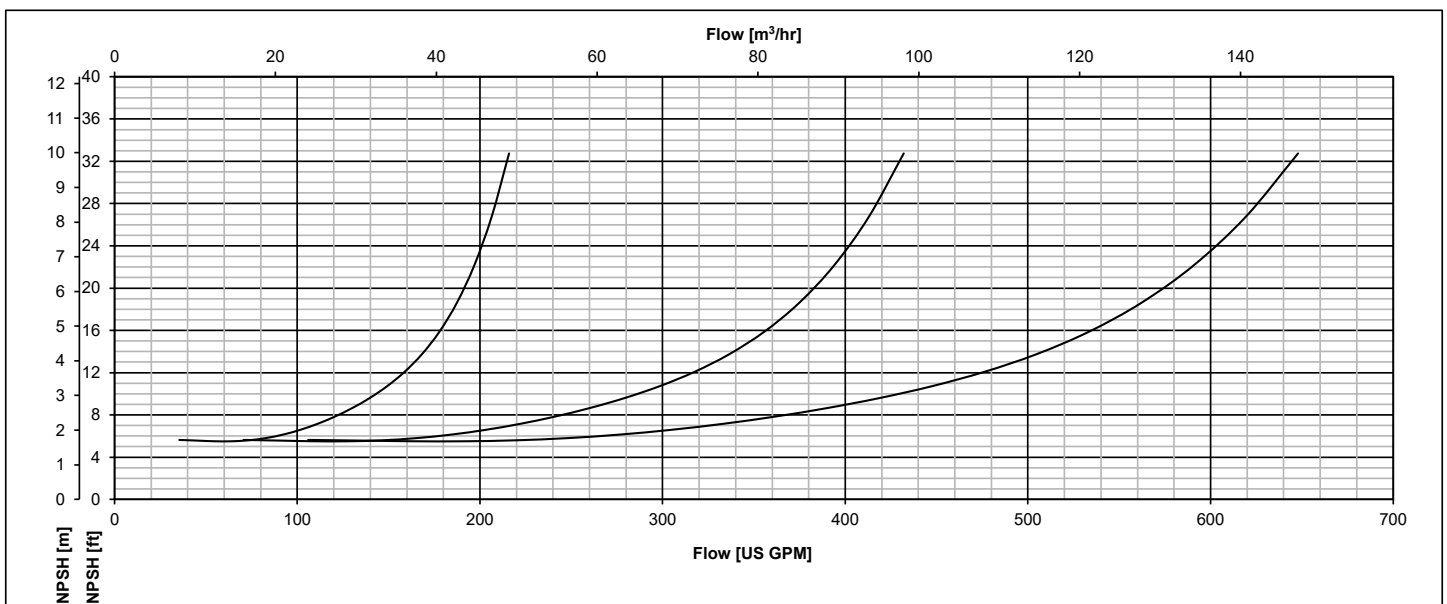
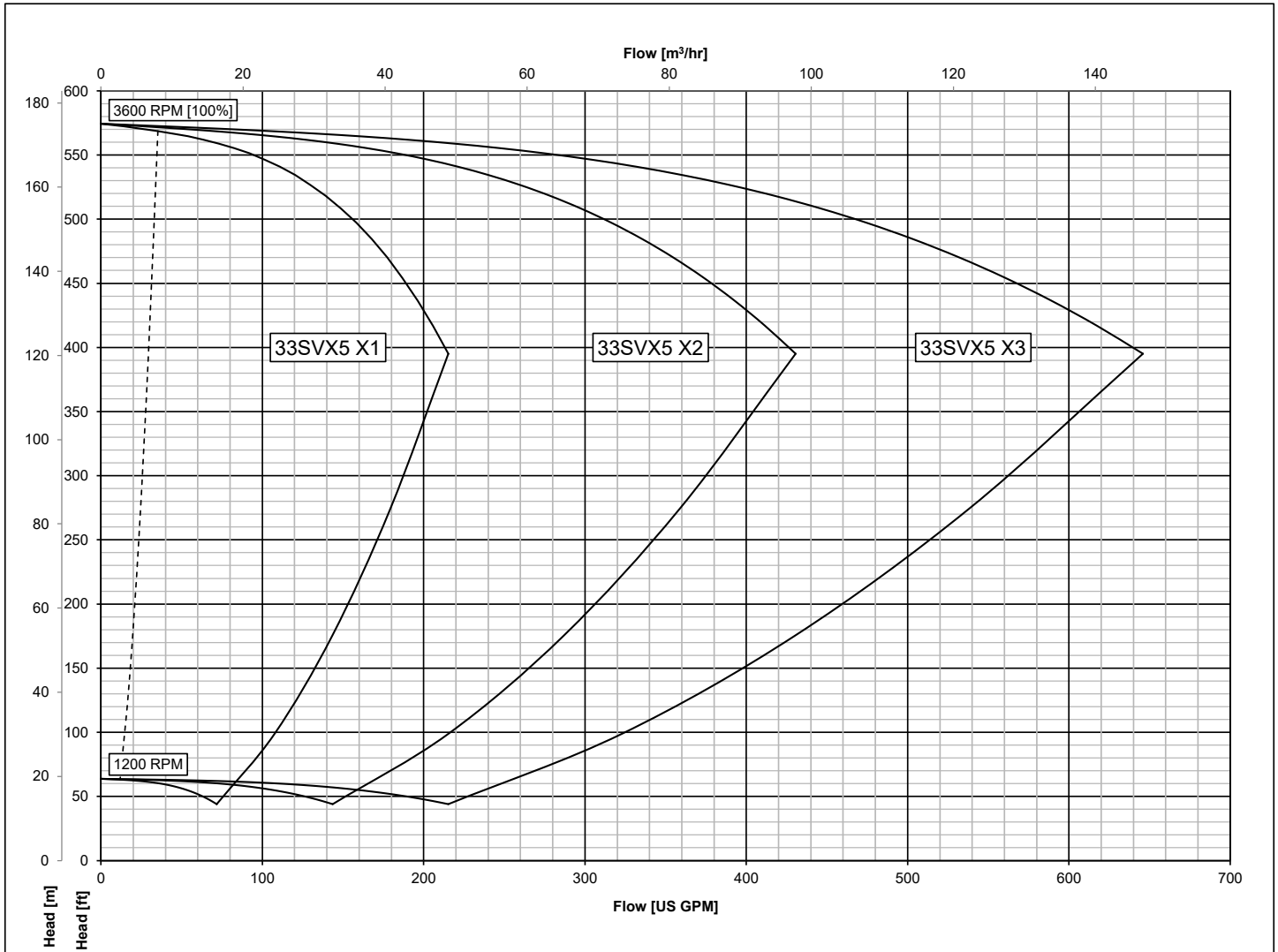
e-HVX Hydraulic Performance - 33SVX2



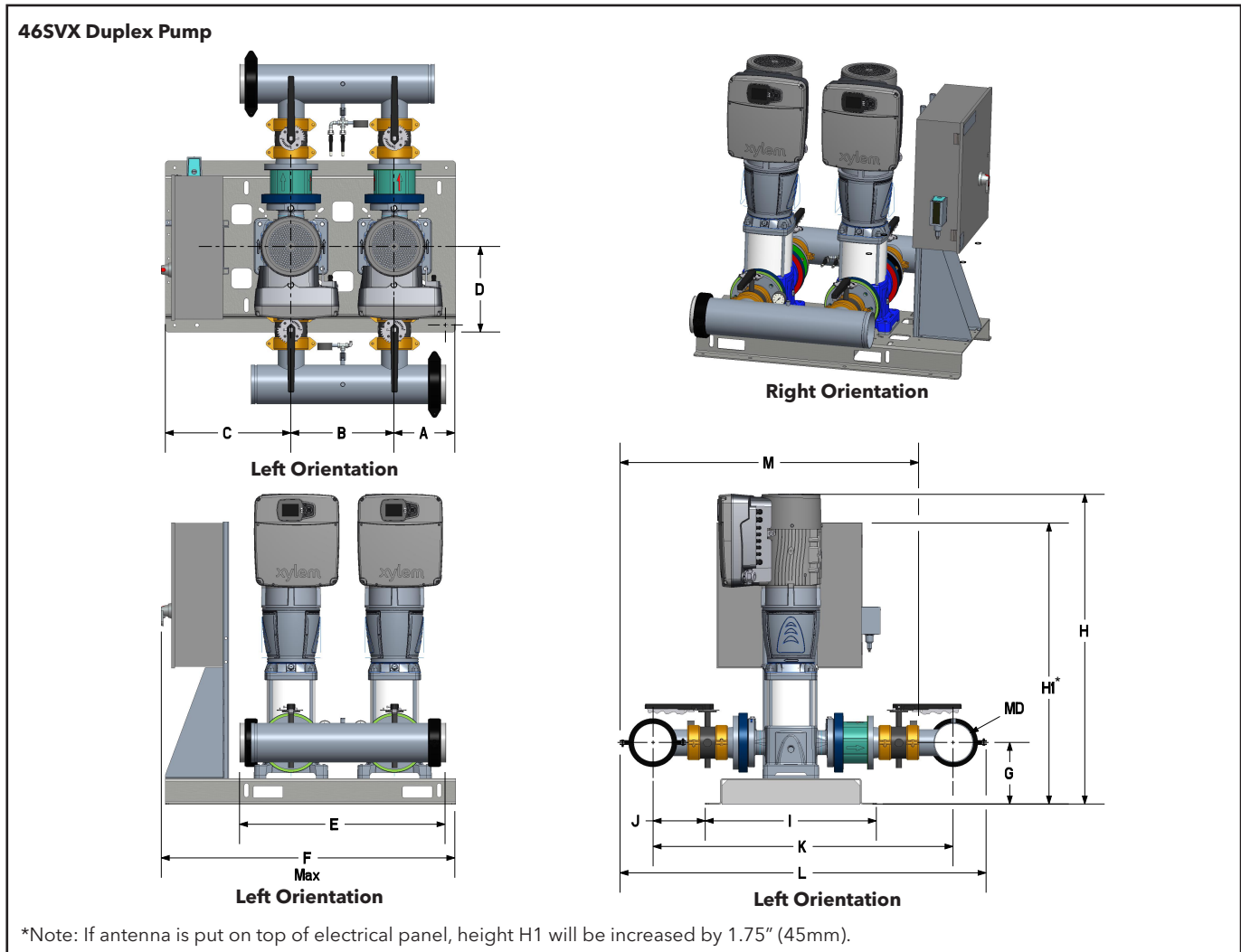
e-HVX Hydraulic Performance - 33SVX4-2



e-HVX Hydraulic Performance - 33SVX5



e-HVX Dimensions - 46SVX Duplex Pump



SKID PART NUMBER	A	B	C	D	E	F	G	H	H1	I	J	K	L	M	MD	Weight lb [kg]
HVX2D6L-46SVX21GKAXX0-BG	10.25 [261]	17.38 [442]	21.13 [537]	14.38 [366]	34.5 [877]	49.25 [1251]	10.38 [264]	47.25 [1201]	47.25 [1201]	28.75 [731]	8.75 [223]	50.38 [1280]	61.5 [1563]	50.13 [1274]	6 [153]	1429 [648]
HVX2D6L-46SVX30GMAXX0-BG	10.25 [261]	17.38 [442]	21.13 [537]	14.38 [366]	34.5 [877]	49.25 [1251]	10.38 [264]	52 [1321]	47.25 [1201]	28.75 [731]	8.75 [223]	50.38 [1280]	61.5 [1563]	50.13 [1274]	6 [153]	1629 [739]
HVX2L6L-46SVX21GKALX0-BG	10.25 [261]	17.38 [442]	21.13 [537]	14.38 [366]	34.5 [877]	49.25 [1251]	10.38 [264]	49.13 [1248]	47.25 [1201]	28.75 [731]	8.75 [223]	50.38 [1280]	61.5 [1563]	50.13 [1274]	6 [153]	1512 [686]
HVX2D6R-46SVX21GKAXX0-BG	10.25 [261]	17.38 [442]	21.13 [537]	14.38 [366]	34.5 [877]	49.25 [1251]	10.38 [264]	47.25 [1201]	47.25 [1201]	28.75 [731]	8.75 [223]	50.38 [1280]	61.5 [1563]	50.13 [1274]	6 [153]	1429 [648]
HVX2D6R-46SVX30GMAXX0-BG	10.25 [261]	17.38 [442]	21.13 [537]	14.38 [366]	34.5 [877]	49.25 [1251]	10.38 [264]	52 [1321]	47.25 [1201]	28.75 [731]	8.75 [223]	50.38 [1280]	61.5 [1563]	50.13 [1274]	6 [153]	1629 [739]
HVX2L6R-46SVX21GKALX0-BG	10.25 [261]	17.38 [442]	21.13 [537]	14.38 [366]	34.5 [877]	49.25 [1251]	10.38 [264]	49.13 [1248]	47.25 [1201]	28.75 [731]	8.75 [223]	50.38 [1280]	61.5 [1563]	50.13 [1274]	6 [153]	1512 [686]

e-HVX Dimensions - 46SVX Triplex Pump

46SVX Triplex Pump

Left Orientation

Right Orientation

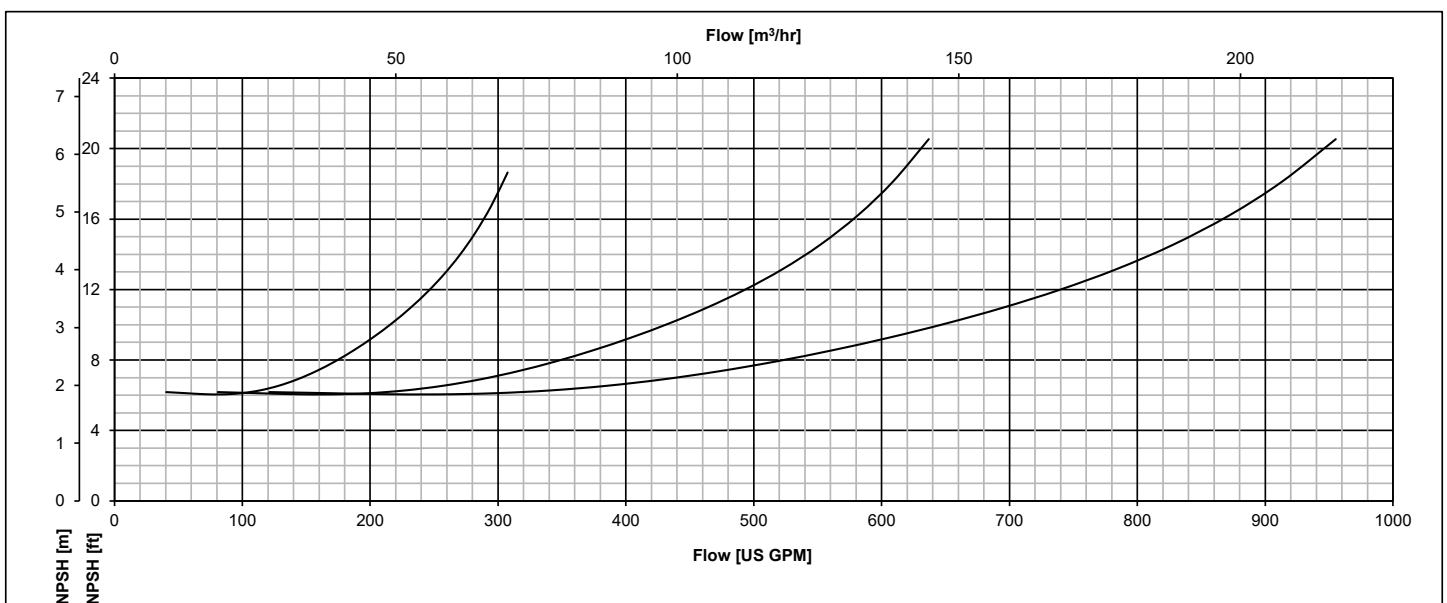
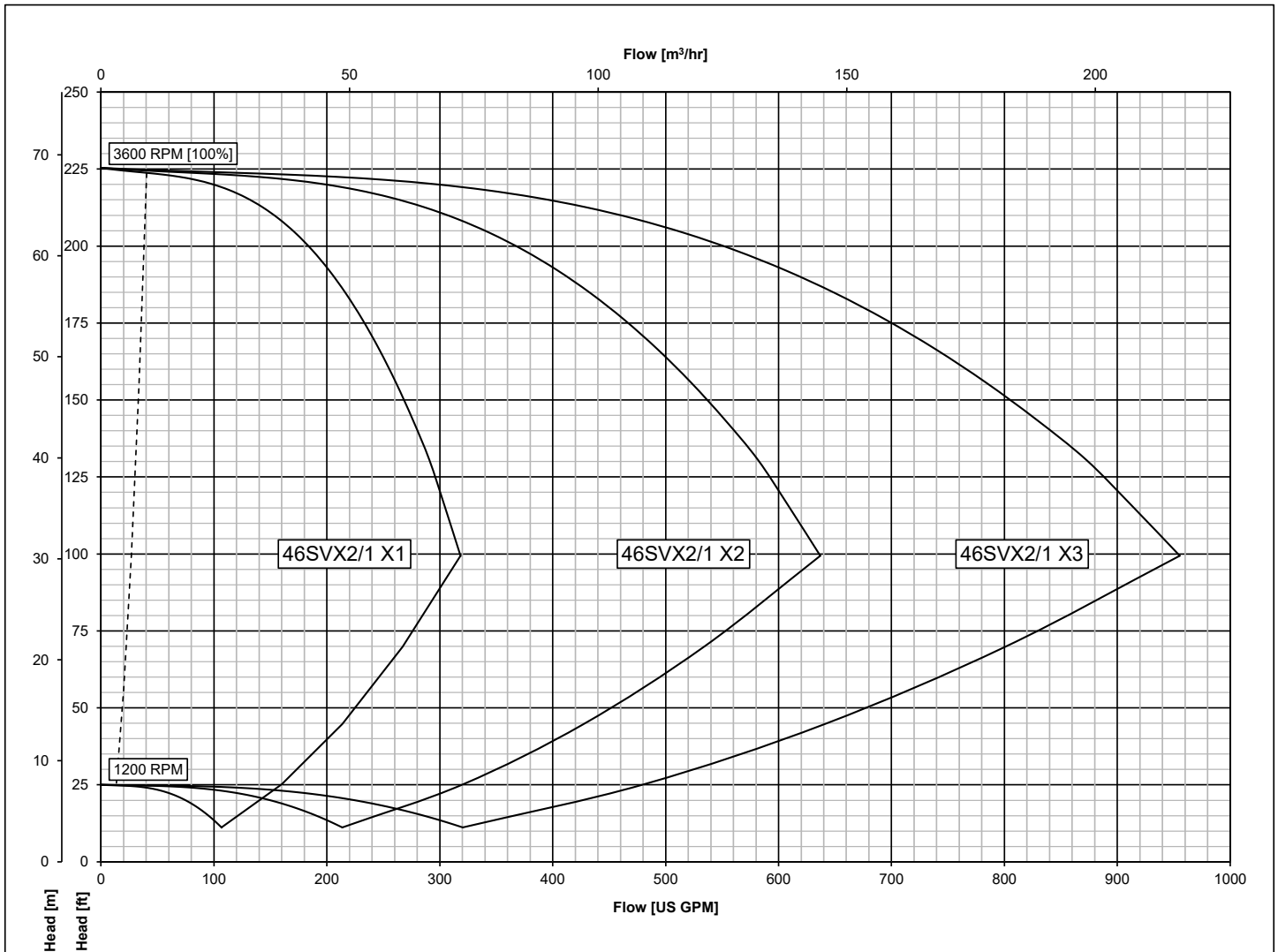
Left Orientation

Left Orientation

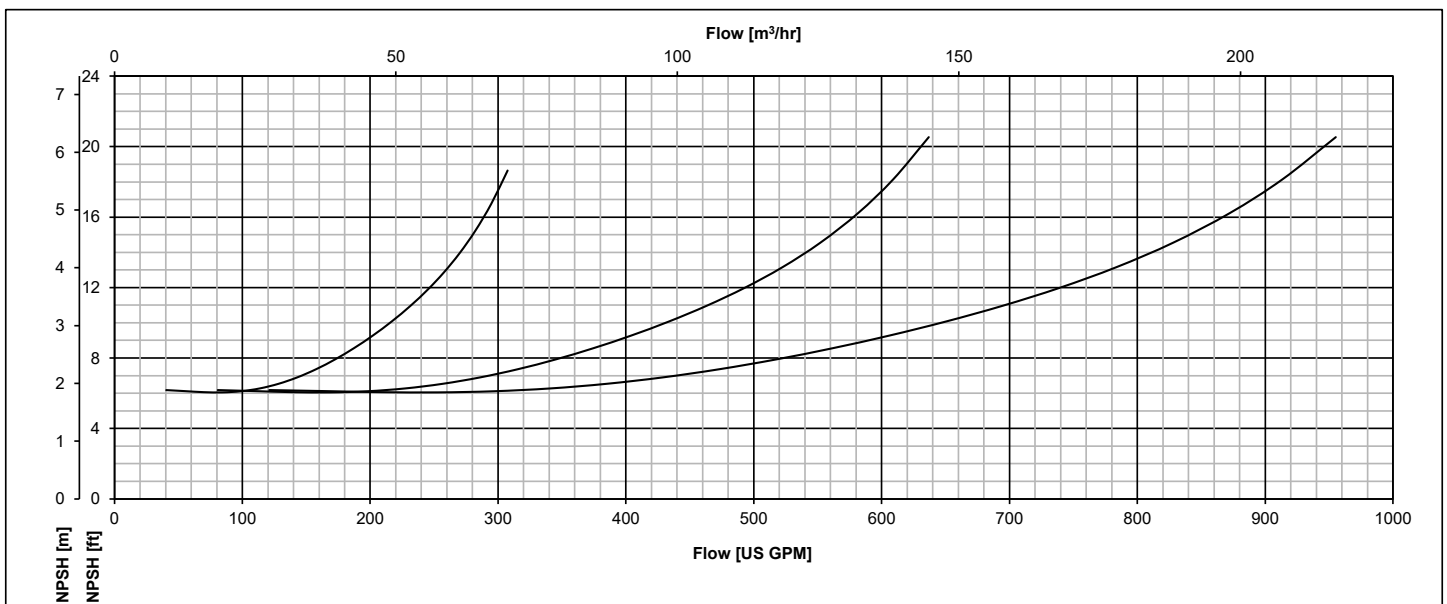
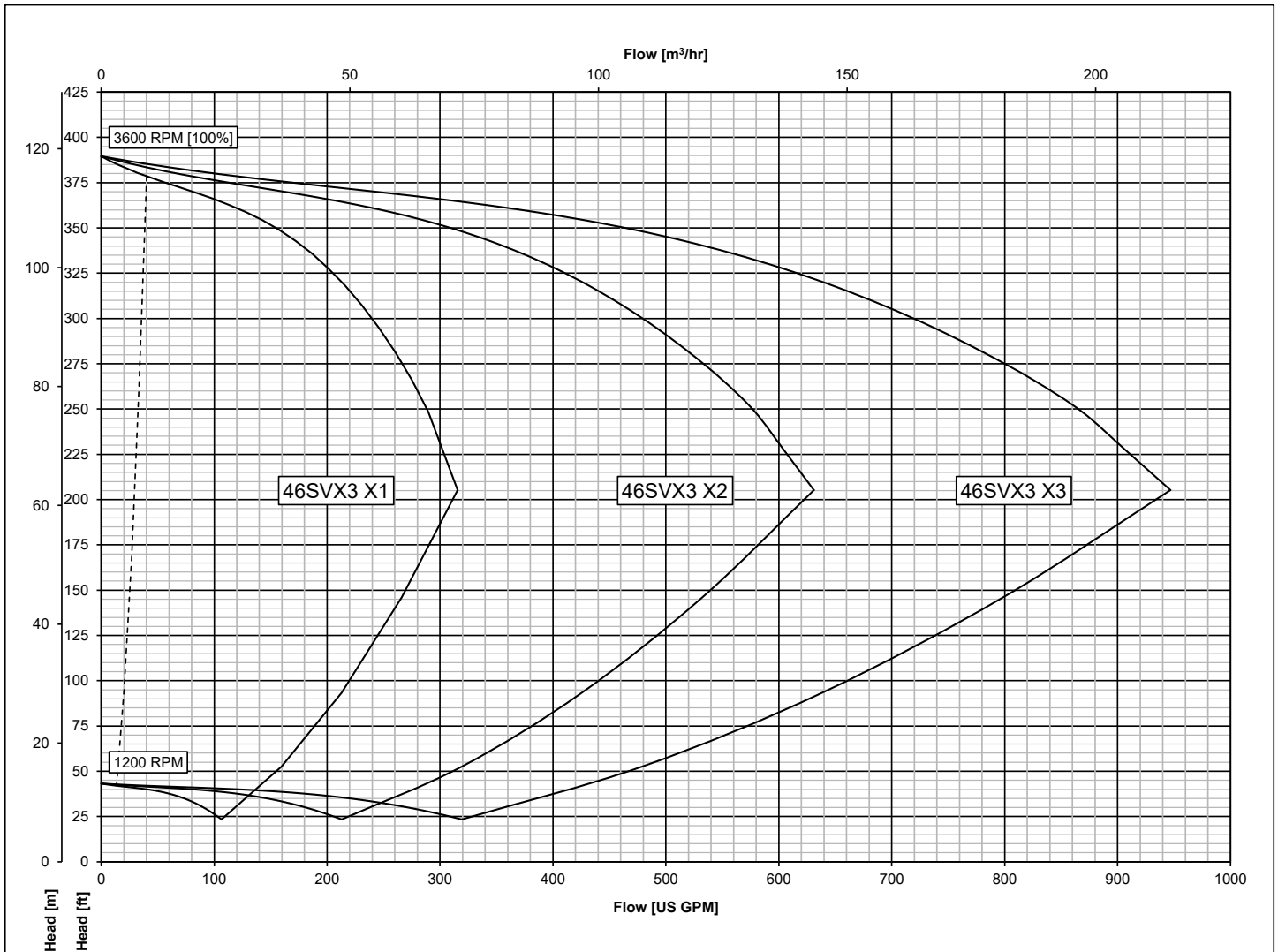
*Note: If antenna is put on top of electrical panel, height H1 will be increased by 1.75" (45mm).

SKID PART NUMBER	A	A1	B	C	D	E	F	G	H	H1	I	J	K	L	M	MD	Weight lb [kg]
HVX3D6L-46SVX21GKAXX0-BG	10.25 [261]	17.38 [442]	17.38 [442]	21.13 [537]	14.38 [366]	51.88 [1318]	66.63 [1693]	10.38 [264]	47.25 [1201]	47.25 [1201]	28.75 [731]	8.75 [223]	50.38 [1280]	61.5 [1563]	50.13 [1274]	6 [153]	2000 [907]
HVX3D6L-46SVX30GMAXX0-BG	10.25 [261]	17.38 [442]	17.38 [442]	21.13 [537]	14.38 [366]	51.88 [1318]	66.63 [1693]	10.38 [264]	52 [1321]	47.25 [1201]	28.75 [731]	8.75 [223]	50.38 [1280]	61.5 [1563]	50.13 [1274]	6 [153]	2300 [1044]
HVX3L6L-46SVX21GKALX0-BG	10.25 [261]	17.38 [442]	17.38 [442]	21.13 [537]	14.38 [366]	51.88 [1318]	66.63 [1693]	10.38 [264]	49.13 [1248]	47.25 [1201]	28.75 [731]	8.75 [223]	50.38 [1280]	61.5 [1563]	50.13 [1274]	6 [153]	2094 [950]
HVX3D6R-46SVX21GKAXX0-BG	10.25 [261]	17.38 [442]	17.38 [442]	21.13 [537]	14.38 [366]	51.88 [1318]	66.63 [1693]	10.38 [264]	47.25 [1201]	47.25 [1201]	28.75 [731]	8.75 [223]	50.38 [1280]	61.5 [1563]	50.13 [1274]	6 [153]	2000 [907]
HVX3D6R-46SVX30GMAXX0-BG	10.25 [261]	17.38 [442]	17.38 [442]	21.13 [537]	14.38 [366]	51.88 [1318]	66.63 [1693]	10.38 [264]	52 [1321]	47.25 [1201]	28.75 [731]	8.75 [223]	50.38 [1280]	61.5 [1563]	50.13 [1274]	6 [153]	2300 [1044]
HVX3L6R-46SVX21GKALX0-BG	10.25 [261]	17.38 [442]	17.38 [442]	21.13 [537]	14.38 [366]	51.88 [1318]	66.63 [1693]	10.38 [264]	49.13 [1248]	47.25 [1201]	28.75 [731]	8.75 [223]	50.38 [1280]	61.5 [1563]	50.13 [1274]	6 [153]	2094 [950]

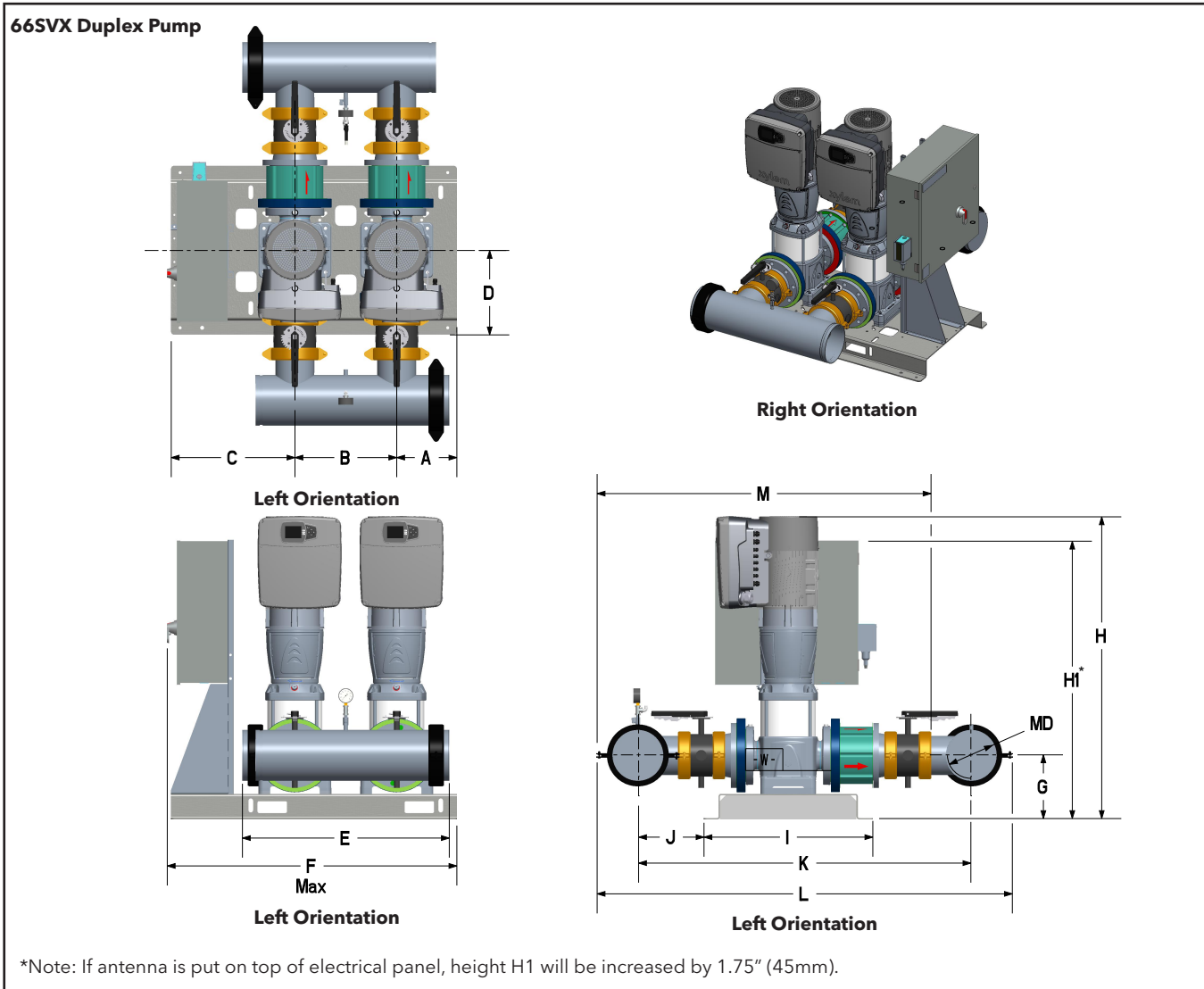
e-HVX Hydraulic Performance - 46SVX2-1



e-HVX Hydraulic Performance - 46SVX3




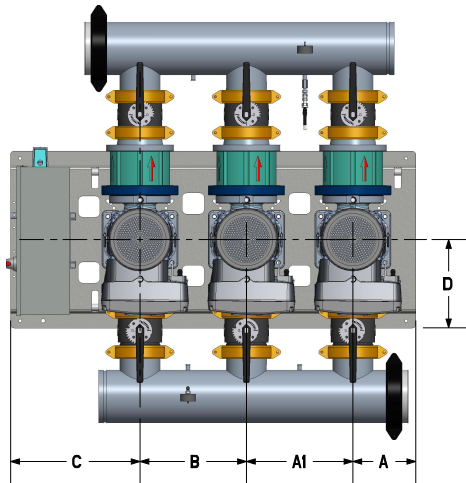
e-HVX Dimensions - 66SVX Duplex Pump



SKID PART NUMBER	A	B	C	D	E	F	G	H	H1	I	J	K	L	M	MD	Weight lb [kg]
HVX2D8L-66SVX20GNAXX0-BG	10.25 [261]	17.38 [442]	21.13 [537]	14.38 [366]	35.25 [896]	47.88 [1217]	10.88 [277]	51.38 [1305]	47.22 [1200]	28.38 [721]	11.13 [283]	56.5 [1436]	70.63 [1794]	56.88 [1445]	8 [204]	1945 [882]
HVX2D8R-66SVX20GNAXX0-BG	10.25 [261]	17.38 [442]	21.13 [537]	14.38 [366]	35.25 [896]	47.88 [1217]	10.88 [277]	51.38 [1305]	47.22 [1200]	28.38 [721]	11.13 [283]	56.5 [1436]	70.63 [1794]	56.88 [1445]	8 [204]	1945 [882]

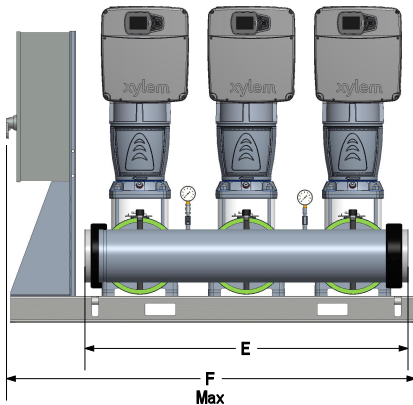
e-HVX Dimensions - 66SVX Triplex Pump

66SVX Triplex Pump

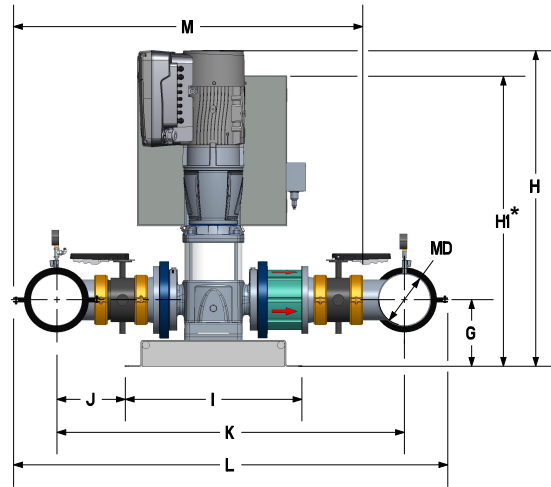


Right Orientation

Left Orientation



Left Orientation

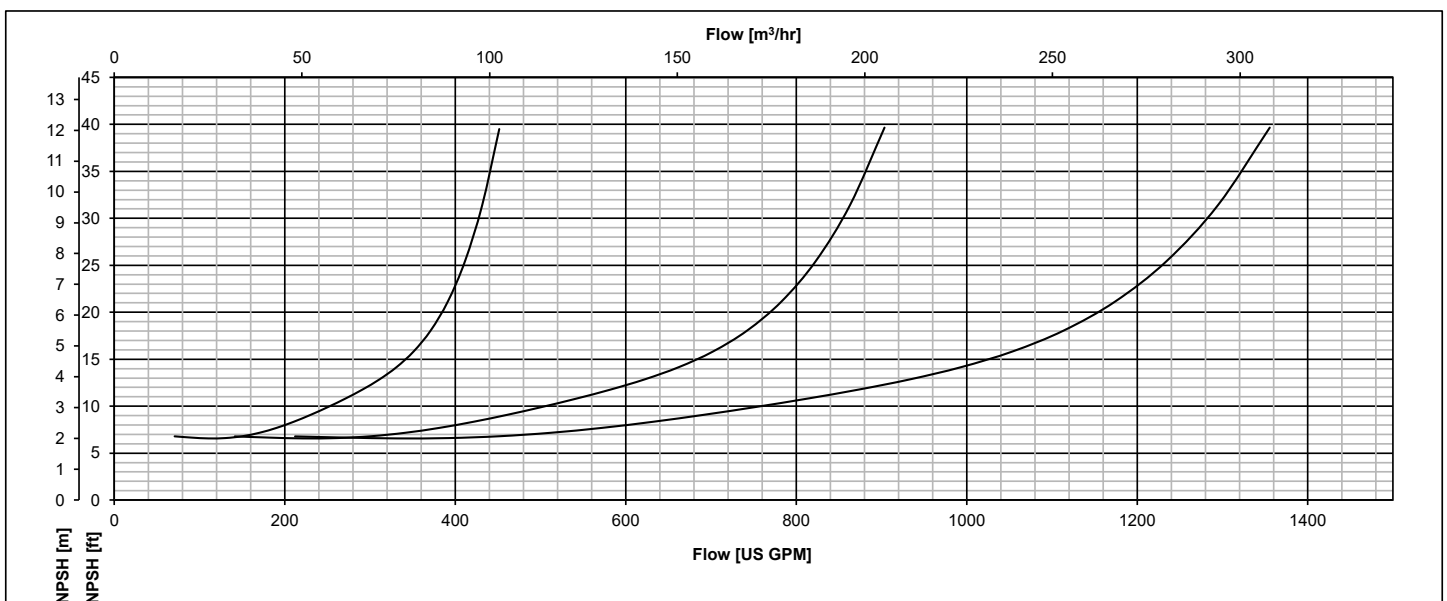
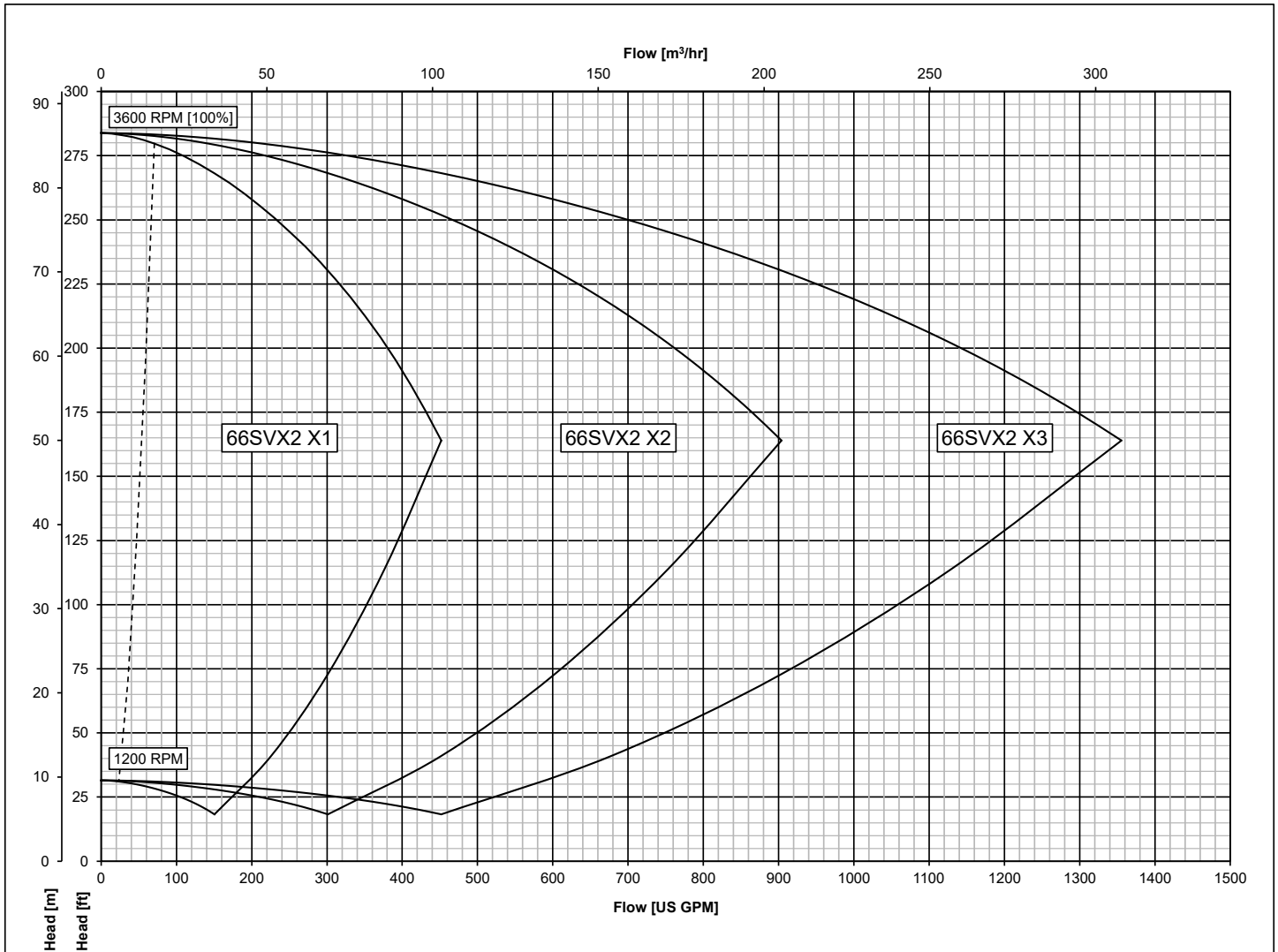


Left Orientation

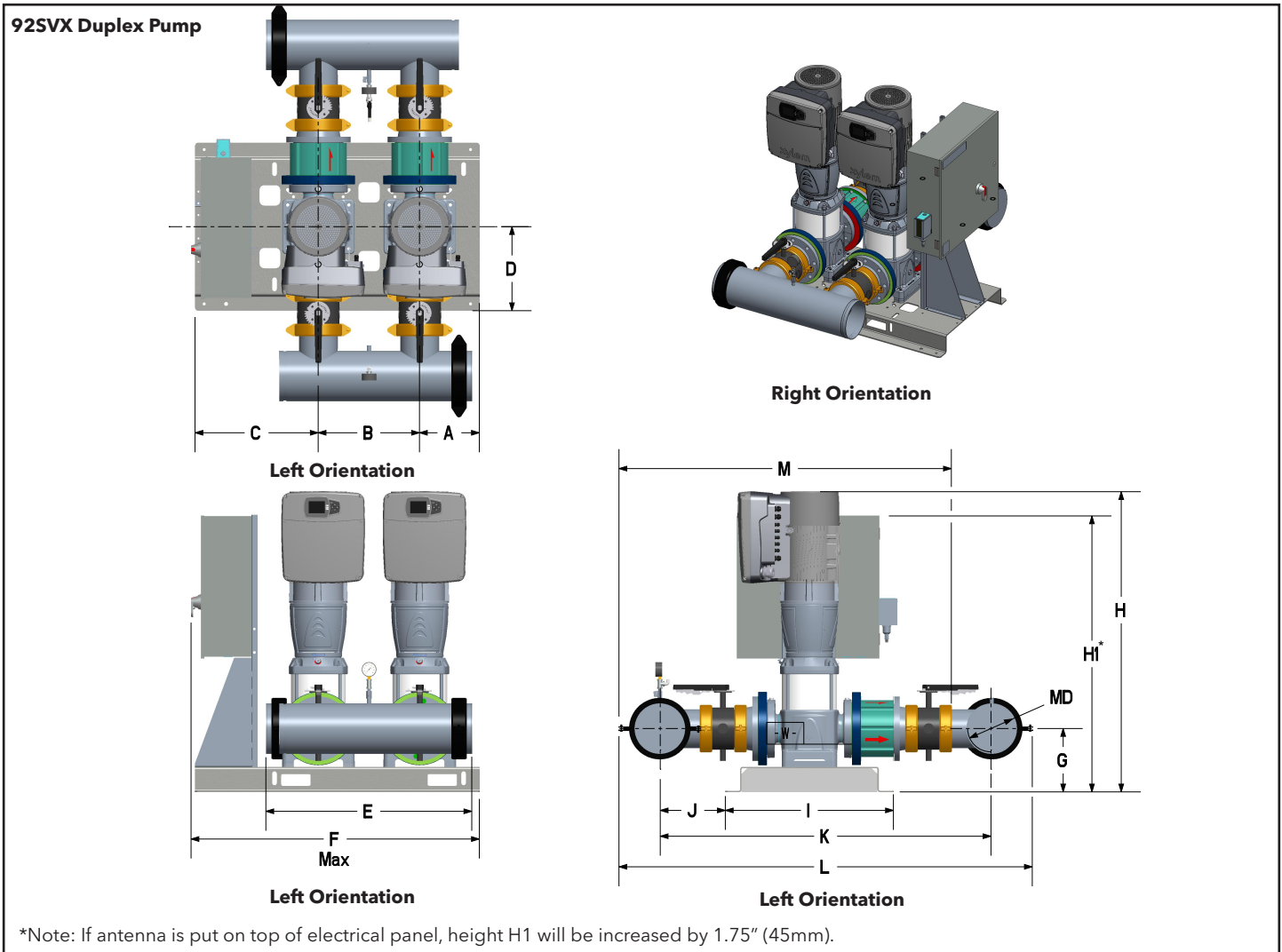
*Note: If antenna is put on top of electrical panel, height H1 will be increased by 1.75" (45mm).

SKID PART NUMBER	A	A1	B	C	D	E	F	G	H	H1	I	J	K	L	M	MD	Weight lb [kg]
HVX3D8L-66SVX20GNAXX0-BG	10.25 [261]	17.38 [442]	17.38 [442]	21.13 [537]	14.38 [366]	52.63 [1337]	66.63 [1693]	10.88 [277]	51.38 [1305]	47.22 [1200]	28.38 [721]	11.13 [283]	56.5 [1436]	70.63 [1794]	56.88 [1445]	8 [204]	2887 [1310]
HVX3D8R-66SVX20GNAXX0-BG	10.25 [261]	17.38 [442]	17.38 [442]	21.13 [537]	14.38 [366]	52.63 [1337]	66.63 [1693]	10.88 [277]	51.38 [1305]	47.22 [1200]	28.38 [721]	11.13 [283]	56.5 [1436]	70.63 [1794]	56.88 [1445]	8 [204]	2887 [1310]

e-HVX Hydraulic Performance - 66SVX2

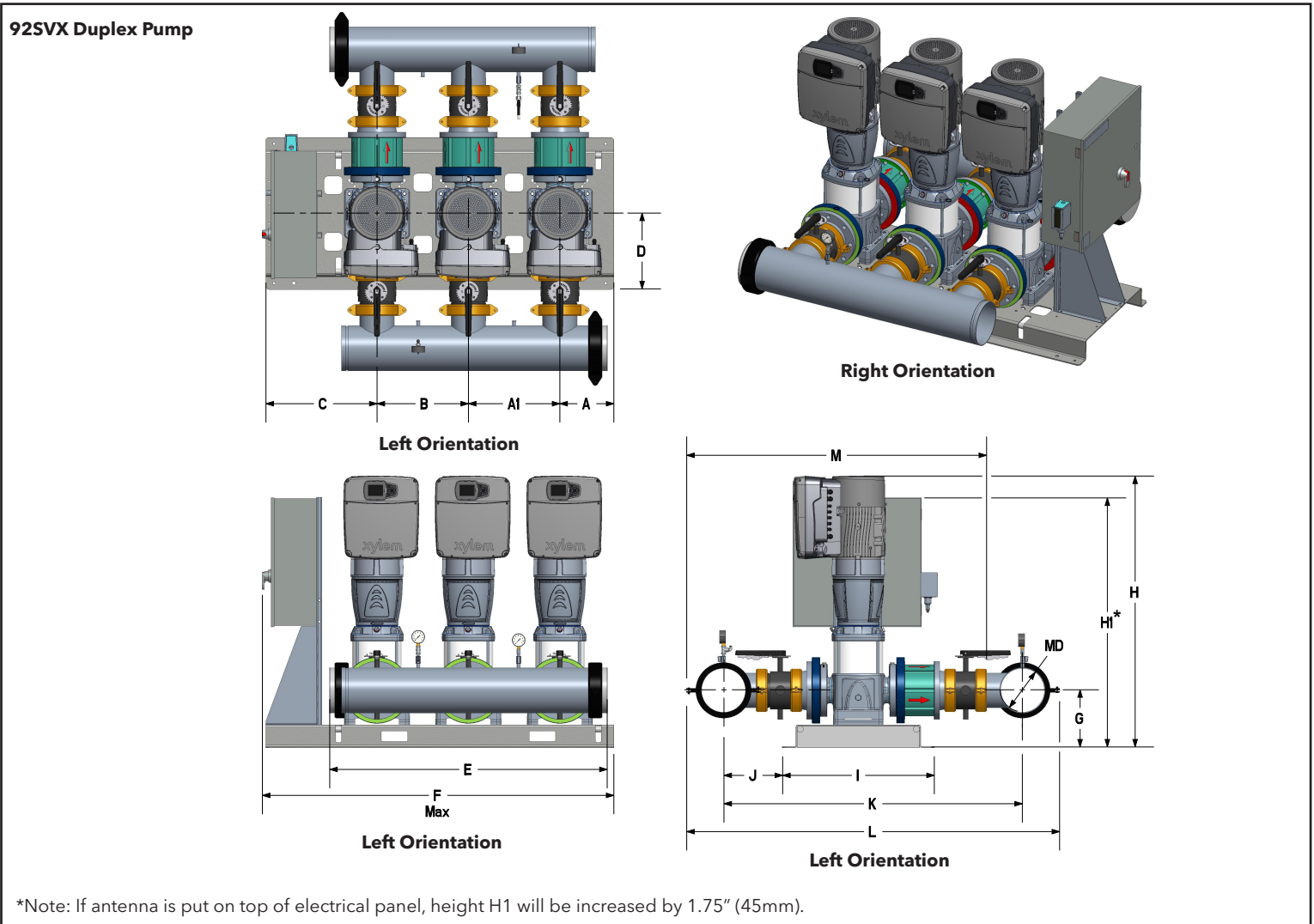


e-HVX Dimensions - 92SVX Duplex Pump



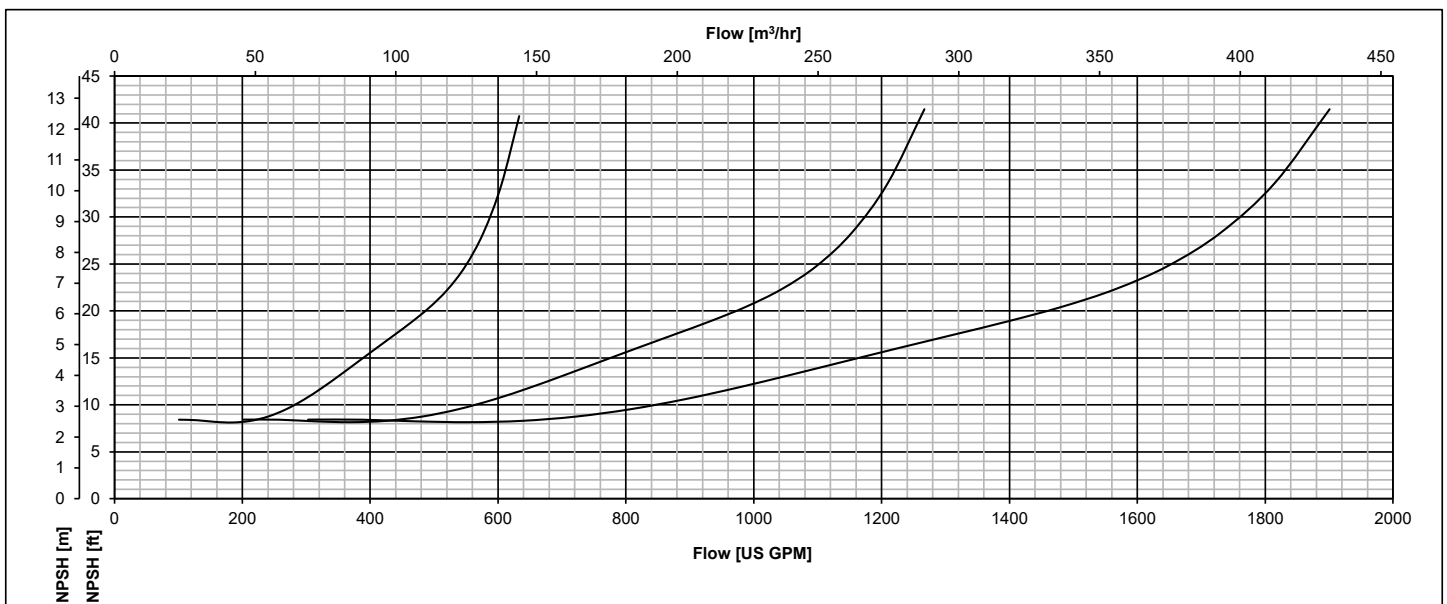
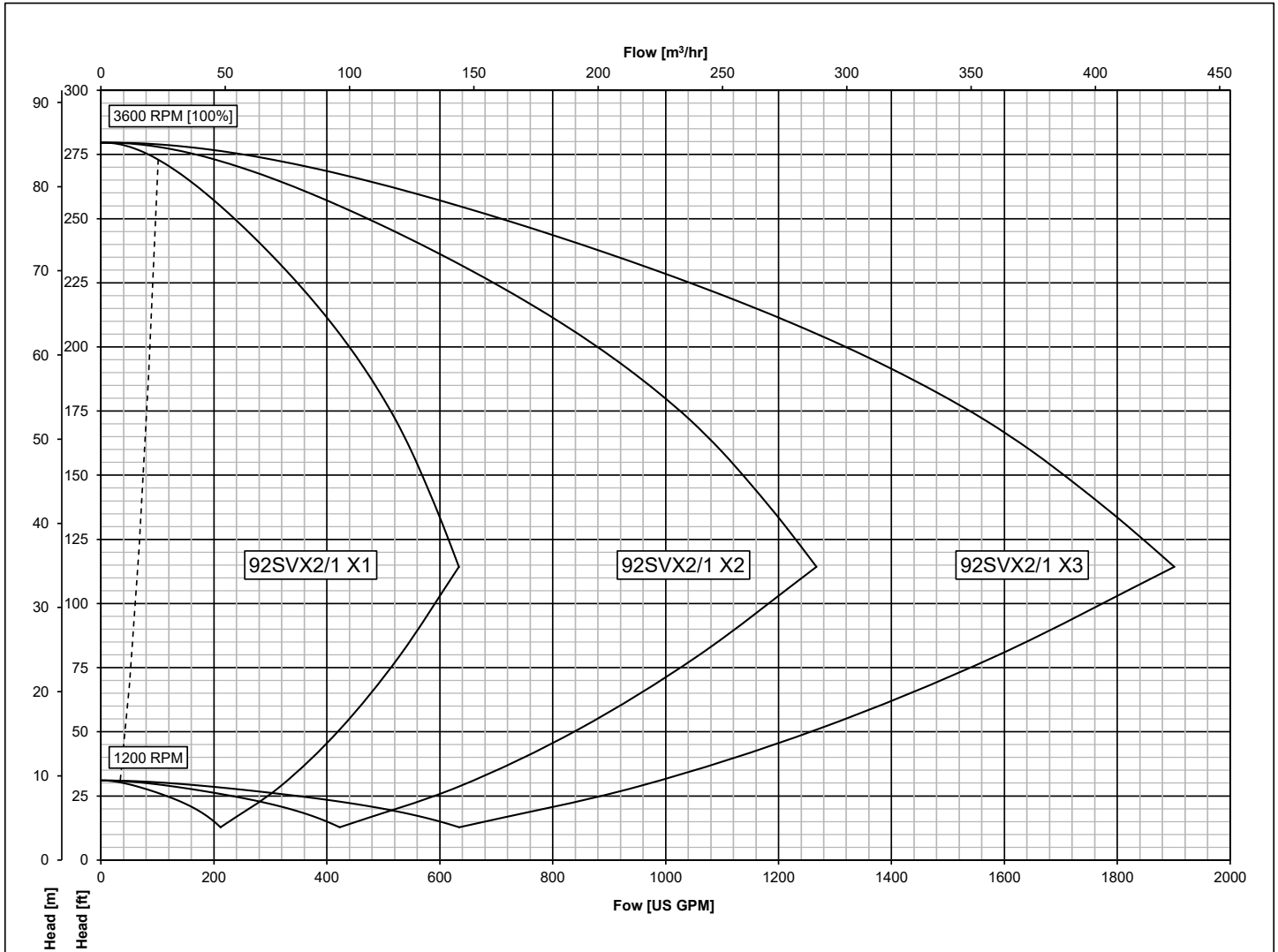
SKID PART NUMBER	A	B	C	D	E	F	G	H	H1	I	J	K	L	M	MD	Weight lb [kg]
HVX2D8L-92SVX21GNAXX0-BG	10.25 [261]	17.38 [442]	21.13 [537]	14.38 [366]	35.25 [896]	47.88 [1217]	10.88 [277]	51.38 [1305]	47.22 [1200]	28.38 [721]	11.13 [283]	56.5 [1436]	70.63 [1794]	56.88 [1445]	8 [204]	1945 [882]
HVX2D8R-92SVX21GNAXX0-BG	10.25 [261]	17.38 [442]	21.13 [537]	14.38 [366]	35.25 [896]	47.88 [1217]	10.88 [277]	51.38 [1305]	47.22 [1200]	28.38 [721]	11.13 [283]	56.5 [1436]	70.63 [1794]	56.88 [1445]	8 [204]	1945 [882]

e-HVX Dimensions - 92SVX Triplex Pump

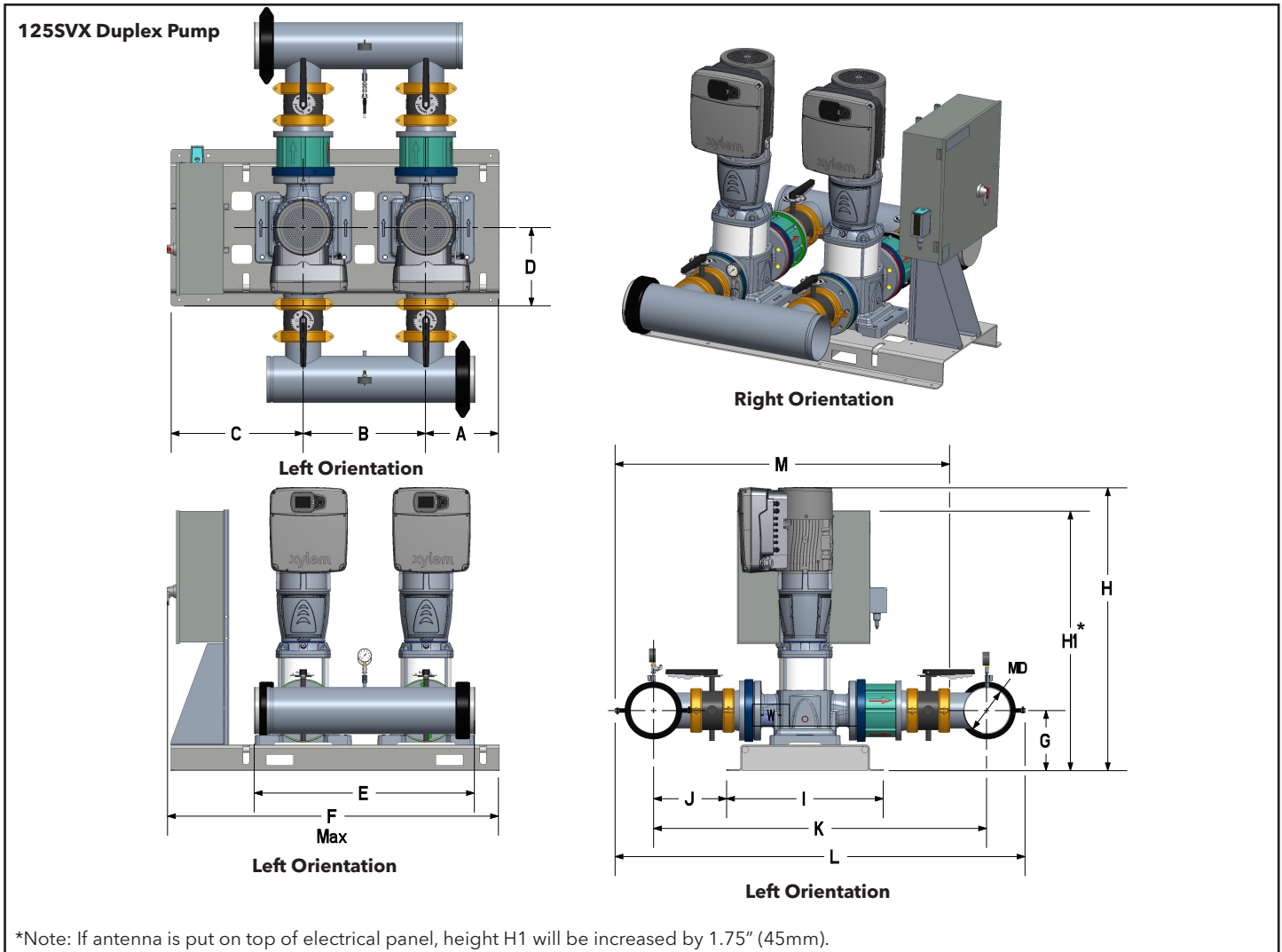


SKID PART NUMBER	A	A1	B	C	D	E	F	G	H	H1	I	J	K	L	M	MD	Weight lb [kg]
HVX3D8L-92SVX21GNAXX0-BG	10.25 [261]	17.38 [442]	17.38 [442]	21.13 [537]	14.38 [366]	52.63 [1337]	66.63 [1693]	10.88 [277]	51.38 [1305]	47.22 [1200]	28.38 [721]	11.13 [283]	56.5 [1436]	70.63 [1794]	56.88 [1445]	8 [204]	2887 [1310]
HVX3D8R-92SVX21GNAXX0-BG	10.25 [261]	17.38 [442]	17.38 [442]	21.13 [537]	14.38 [366]	52.63 [1337]	66.63 [1693]	10.88 [277]	51.38 [1305]	47.22 [1200]	28.38 [721]	11.13 [283]	56.5 [1436]	70.63 [1794]	56.88 [1445]	8 [204]	2887 [1310]

e-HVX Hydraulic Performance - 92SVX2-1

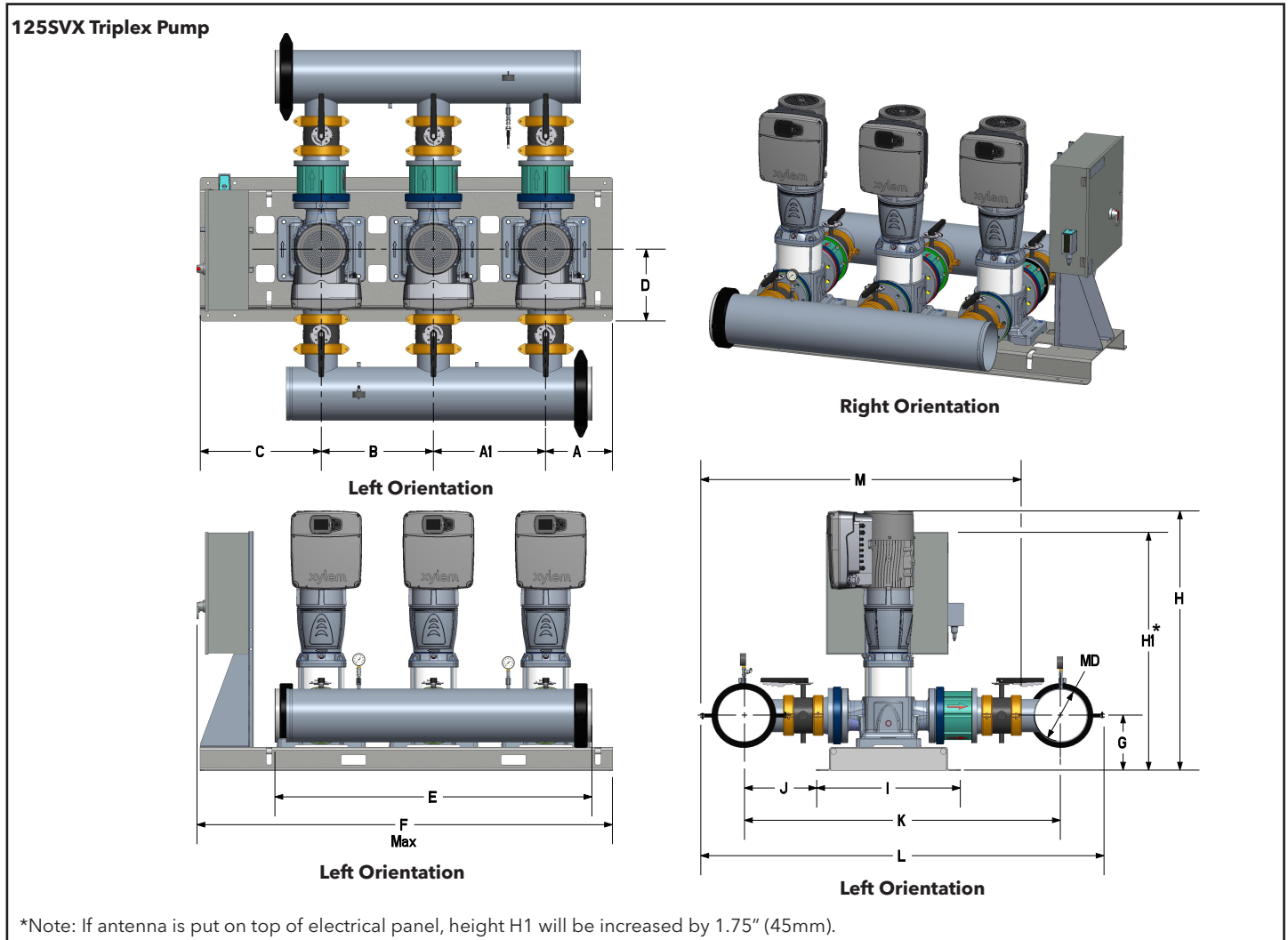


e-HVX Dimensions - 125SVX Duplex Pump



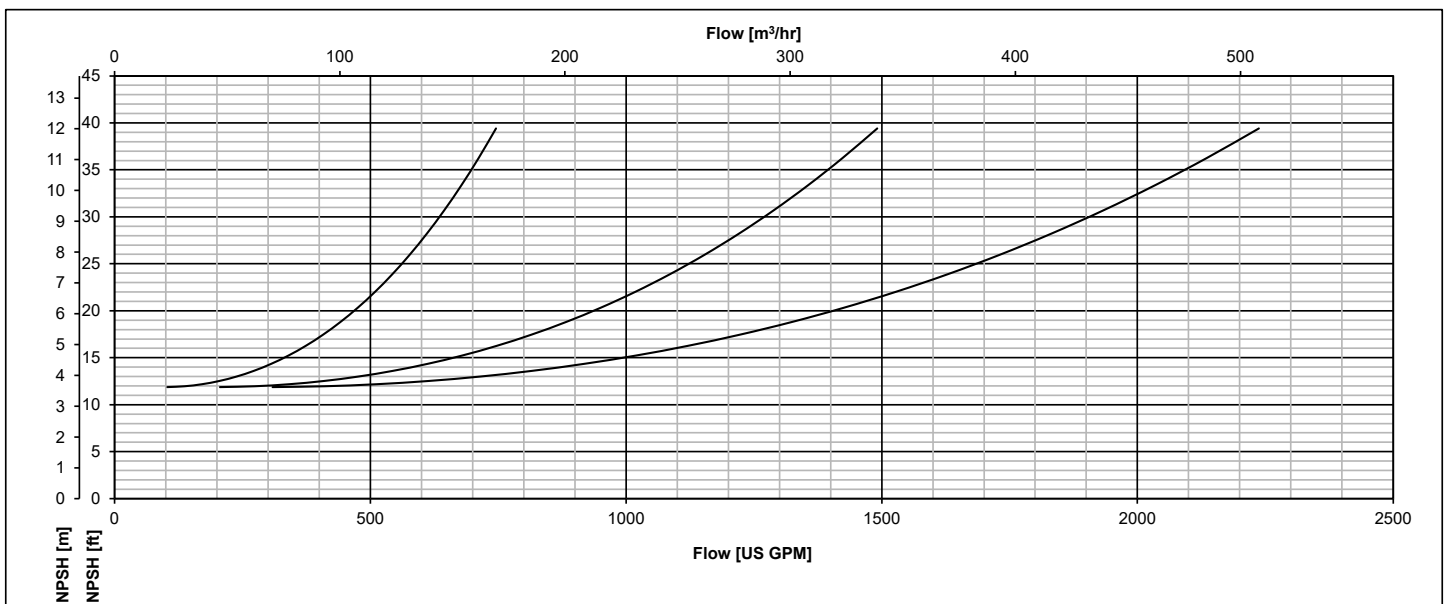
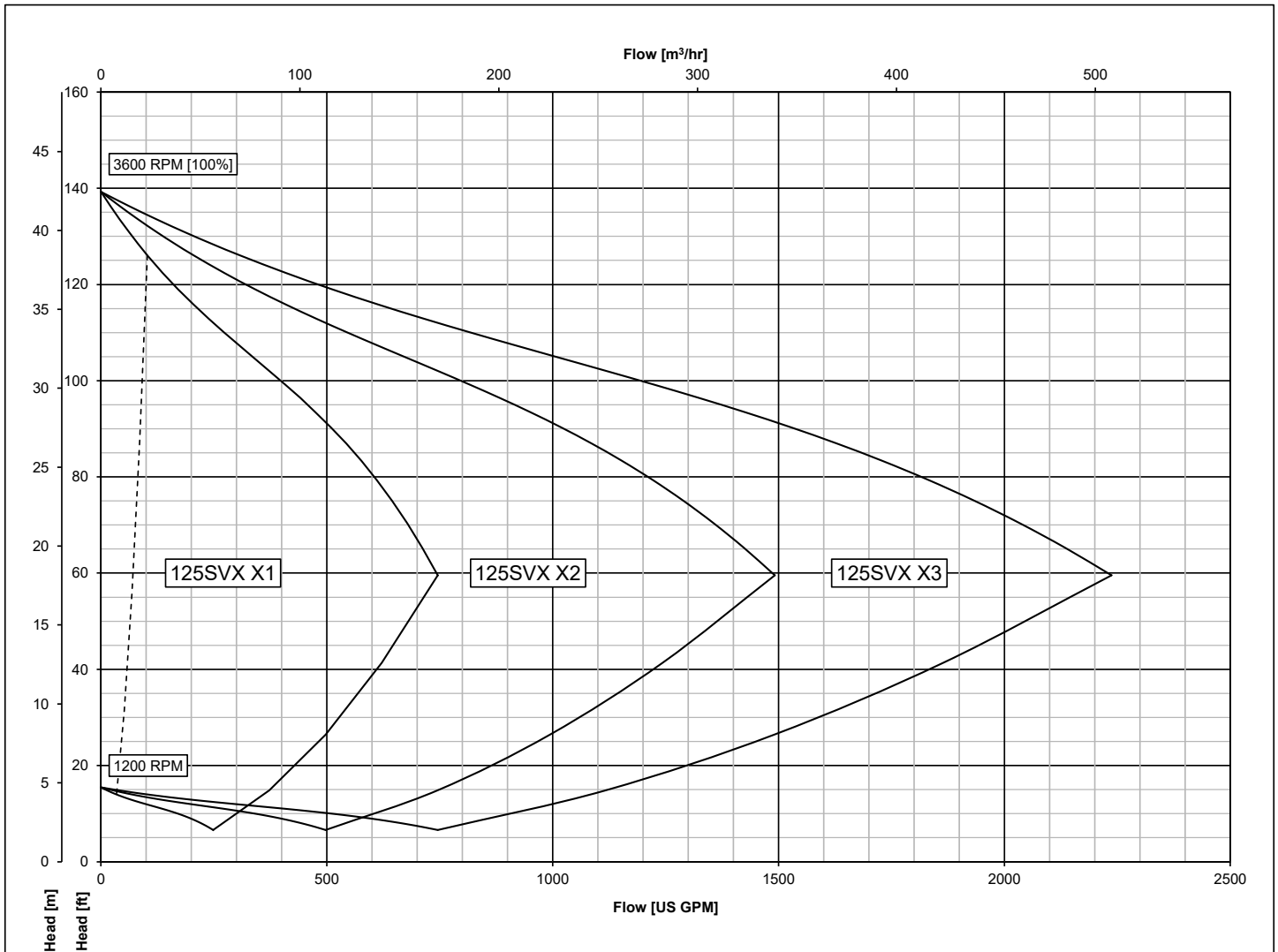
SKID PART NUMBER	A	B	C	D	E	F	G	H	H1	I	J	K	L	M	MD	Weight lb [kg]
HVX3D10L-125SVX10CGLAXX0-BG	13.38	22.5 [572]	24.25 [616]	14.38 [366]	40.38 [1026]	60.75 [1544]	11 [280]	51.88 [1318]	47.63 [1210]	28.75 [731]	13.38 [340]	61.13 [1553]	75.25 [1912]	61.38 [1559]	8 [204]	1538 [698]
HVX3D10R-125SVX10CGLAXX0-BG	13.38	22.5 [572]	24.25 [616]	14.38 [366]	40.38 [1026]	60.75 [1544]	11 [280]	51.88 [1318]	47.63 [1210]	28.75 [731]	13.38 [340]	61.13 [1553]	75.25 [1912]	61.38 [1559]	8 [204]	1538 [698]

e-HVX Dimensions - 125SVX Triplex Pump



SKID PART NUMBER	A	A1	B	C	D	E	F	G	H	H1	I	J	K	L	M	MD	Weight lb [kg]
HVX3D10L-125SVX10CGLAXX0-BG	13.38 [340]	22.5 [572]	22.5 [572]	24.25 [616]	14.38 [366]	63.5 [1613]	83.13 [2112]	11 [280]	51.88 [1318]	47.63 [1210]	28.75 [731]	14.5 [369]	63.25 [1607]	80.75 [2052]	64.13 [1629]	10 [254]	2229 [1012]
HVX3D10R-125SVX10CGLAXX0-BG	13.38 [340]	22.5 [572]	22.5 [572]	24.25 [616]	14.38 [366]	63.5 [1613]	83.13 [2112]	11 [280]	51.88 [1318]	47.63 [1210]	28.75 [731]	14.5 [369]	63.25 [1607]	80.75 [2052]	64.13 [1629]	10 [254]	2229 [1012]

e-HVX Hydraulic Performance - 125SVX1



Notice - Industrial Control Protocols

Certain Industrial Control Protocols do not offer security protections at protocol level and may be exposed to additional Cybersecurity risk. Customer security precautions including physical security measures are an important layer of defense in such cases. Xylem Bell & Gossett TechnoForce e-HV Variable Speed Boosters is designed with the consideration that it would be deployed and operated in a physically secure location.

- Xylem suggests that physical access to cabinets and/or enclosures containing TechnoForce e-HVX and e-HVXR Packaged Boosters and the associated system should be restricted, monitored and logged at all times.
- Xylem recommends that customers inventory and document all industrial equipment running on their premises including model name, software version, and how devices are connected to each other and the local network.
- Xylem recommends creating and maintaining offline copies of configuration backups to all equipment involved in controlling critical processes.
- In cases where control commands for Xylem equipment are issued from SCADA or building management systems, Xylem recommends a regular check by operators to ensure the integrity of communications between these systems and Xylem equipment.
- Physical access to the communication lines should be restricted to prevent any attempts of wiretapping, sabotage. Best practice is to use metal conduits for the communication lines running between one cabinet to another cabinet.
- People with unauthorized physical access to the device could cause serious disruption of the device functionality. A combination of physical access controls to the location should be used, such as locks, card readers, and/or guards etc.

Xylem Product Cybersecurity

Xylem values your system security and the availability of your critical services. For more information on Xylem cybersecurity practices or to contact the cybersecurity team please visit xylem.com/security.

Xylem |'zīləm|

- 1) The tissue in plants that brings water upward from the roots;
- 2) a leading global water technology company.

We're a global team unified in a common purpose: creating advanced technology solutions to the world's water challenges. Developing new technologies that will improve the way water is used, conserved, and re-used in the future is central to our work. Our products and services move, treat, analyze, monitor and return water to the environment, in public utility, industrial, residential and commercial building services settings. Xylem also provides a leading portfolio of smart metering, network technologies and advanced analytics solutions for water, electric and gas utilities. In more than 150 countries, we have strong, long-standing relationships with customers who know us for our powerful combination of leading product brands and applications expertise with a strong focus on developing comprehensive, sustainable solutions.

For more information on how Xylem can help you, go to www.xylem.com

We value your feedback. Please take our 3 question survey at **bellgossett.com/survey** to let us know how we are doing.



Xylem Inc.
2881 East Bayard Street Ext., Suite A
Seneca Falls, NY 13148
Phone: (844) XYL-PUMP [844-995-7867]
Fax: (888) 322-5877
www.xylem.com/bellgossett

Xylem and Bell & Gossett are registered trademarks of Xylem Inc. or one of its subsidiaries. All other trademarks or registered trademarks are property of their respective owners.
© 2024 Xylem Inc. BGe-HVXTB4000017 R2 October 2024

Learn more about
e-HVX and e-HVXR Packaged
Booster Systems

