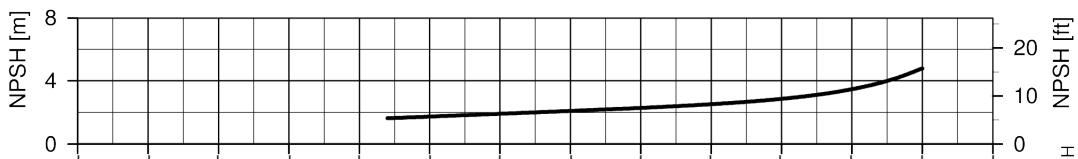
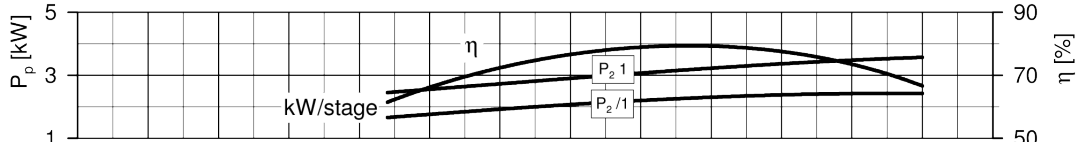
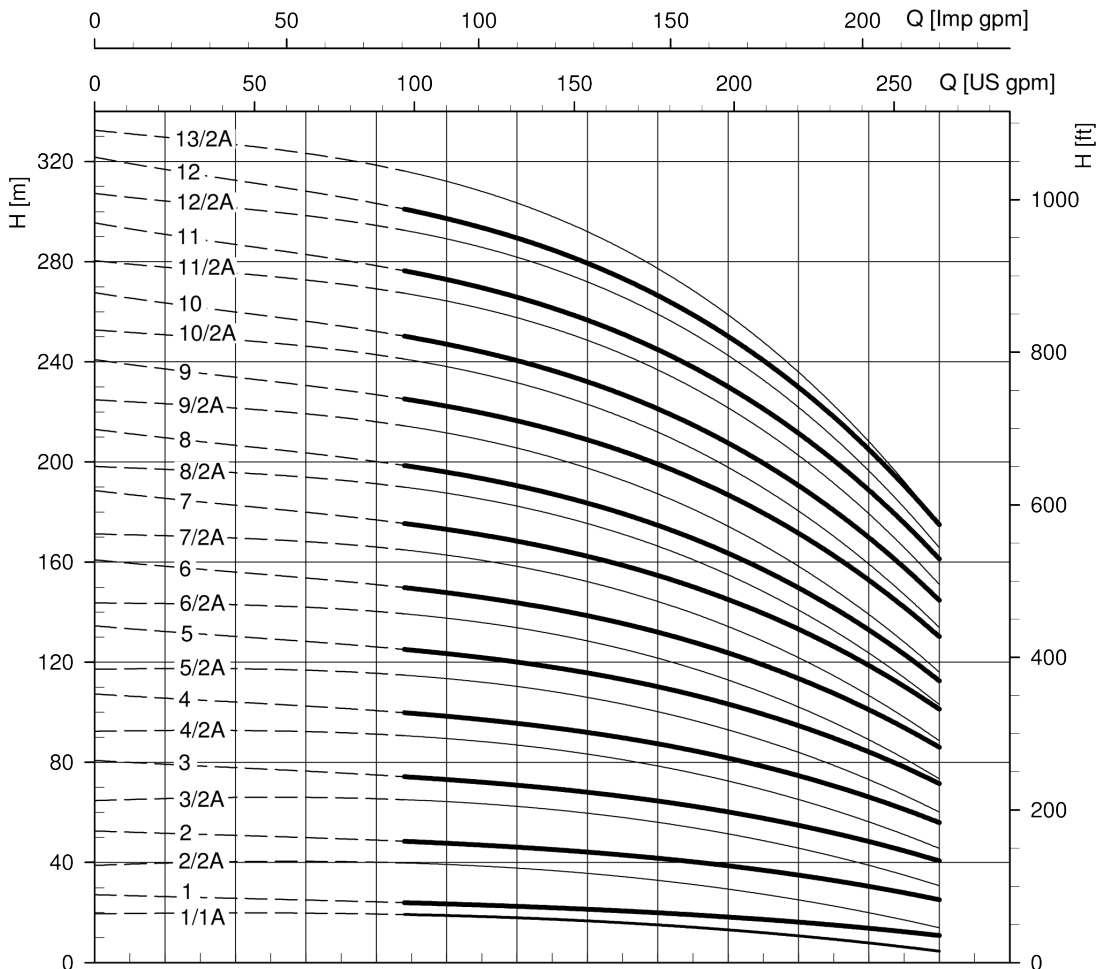


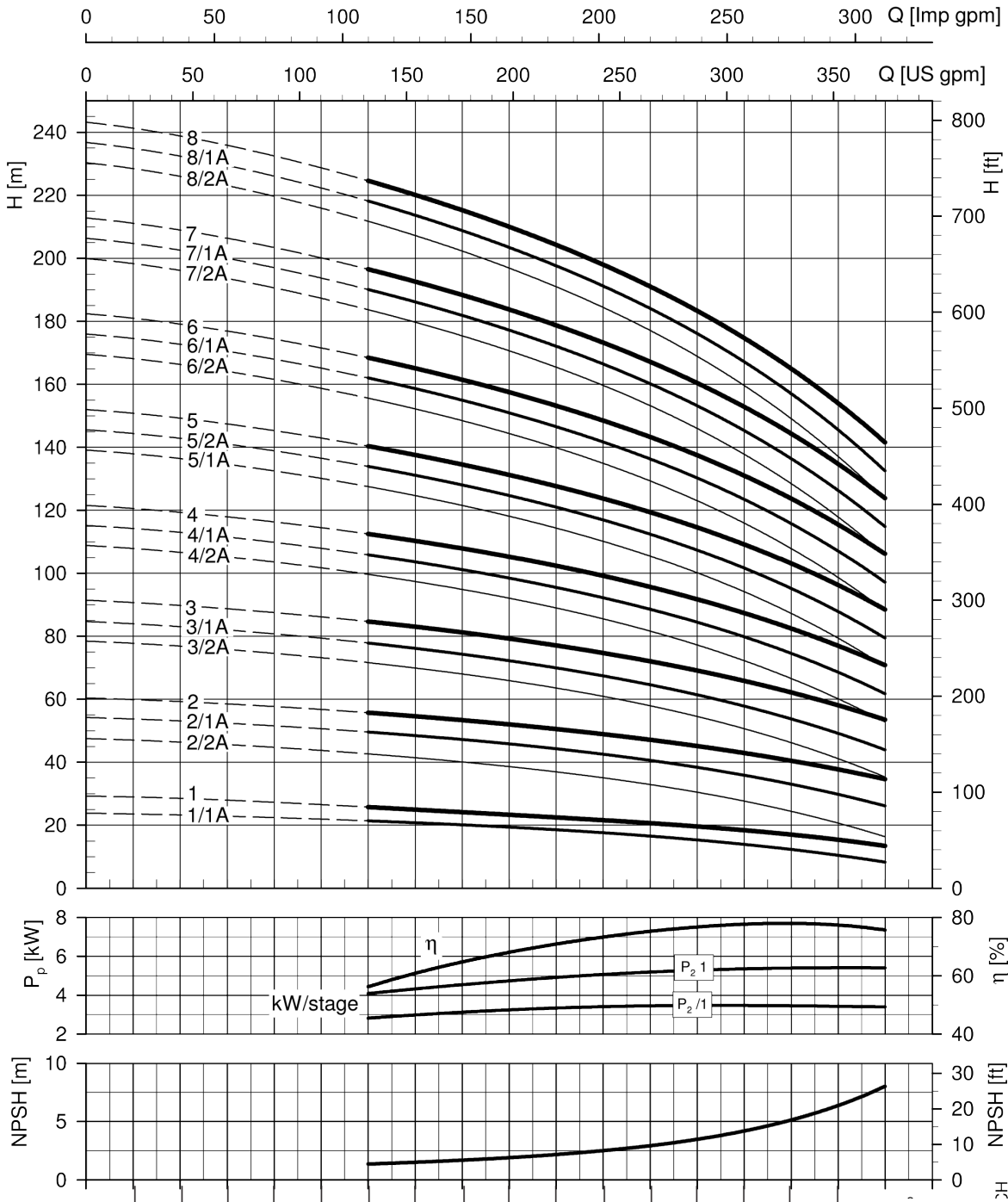
46 SV SERIE, 50 Hz, 2 POLET



1 pumpe	0	5	10	15	20	25	30	35	40	45	50	55	60	65
2 pumper	0	10	20	30	40	50	60	70	80	90	100	110	120	130
3 pumper	0	15	30	45	60	75	90	105	120	135	150	165	180	195
4 pumper	0	20	40	60	80	100	120	140	160	180	200	220	240	260
5 pumper	0	25	50	75	100	125	150	175	200	225	250	275	300	325
6 pumper	0	30	60	90	120	150	180	210	240	270	300	330	360	390
7 pumper	0	35	70	105	140	175	210	245	280	315	350	385	420	455
8 pumper	0	40	80	120	160	200	240	280	320	360	400	440	480	520

Q (m^3/h)

66 SV SERIE, 50 Hz, 2 POLET



1 pumpe	0	10	15	20	25	30	35	40	45	50	55	60	65	70	75	80
2 pumper	0	20	30	40	50	60	70	80	90	100	110	120	130	140	150	160
3 pumper	0	30	45	60	75	90	105	120	135	150	165	180	195	210	225	240
4 pumper	0	40	60	80	100	120	140	160	180	200	220	240	260	280	300	320
5 pumper	0	50	75	100	125	150	175	200	225	250	275	300	325	350	375	400
6 pumper	0	60	90	120	150	180	210	240	270	300	330	360	390	420	450	480
7 pumper	0	70	105	140	175	210	245	280	315	350	385	420	455	490	525	560
8 pumper	0	80	120	160	200	240	280	320	360	400	440	480	520	560	600	640

Q (m³/h)