

3SD/4SD Series

SUBMERSIBLE SEWAGE PUMP



The 3SD & 4SD Series cast iron sewage pumps feature a dual seal design, providing layer of protection between the fluid being pumped and the sensitive electronics of the motor. When equipped with an optional seal fail probe and wired into a panel, the pumps warn of a potential leak before severe damage occurs. With the 3SD featuring 3" discharge & 2.5" solids handling, and the 4SD featuring a 4" discharge & 3" solids handling, these "Complete. Reliable. Blue." pumps are great solutions for residential, light commercial and industrial settings.

APPLICATIONS

- Sewage systems
- Flood and pollution control
- Dewatering/Effluent
- Farms
- Hospitals
- Trailer courts
- Motels



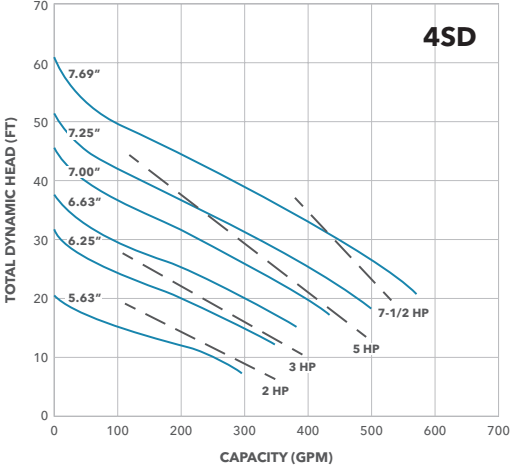
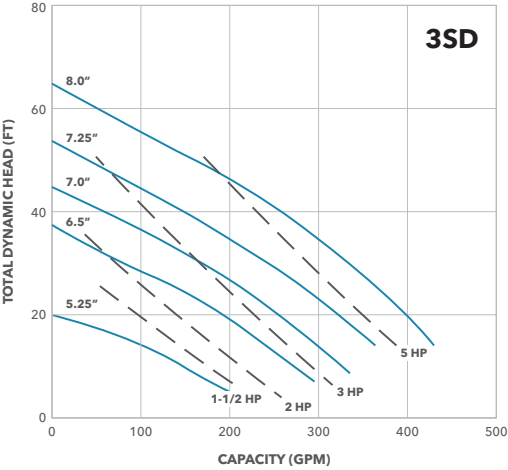
FEATURES

- Cast iron, two-vane, semi-open, non-clogging impeller with pump-out vanes for mechanical seal protection (optional silicon bronze impeller available)
- Balanced impeller for smooth operation
- Heavy-duty, cast iron, volute type casing for maximum efficiency
- Dual mechanical seals with stainless steel parts and BUNA-N elastomers (outer seal features silicon carbide/silicon carbide & inner seal features carbon/ceramic sealing faces)
- Upper and lower shaft seals are positioned independently and separated by an oil-filled chamber
- 3 year standard warranty (4 year GPDA)

PRODUCT SPECIFICATIONS

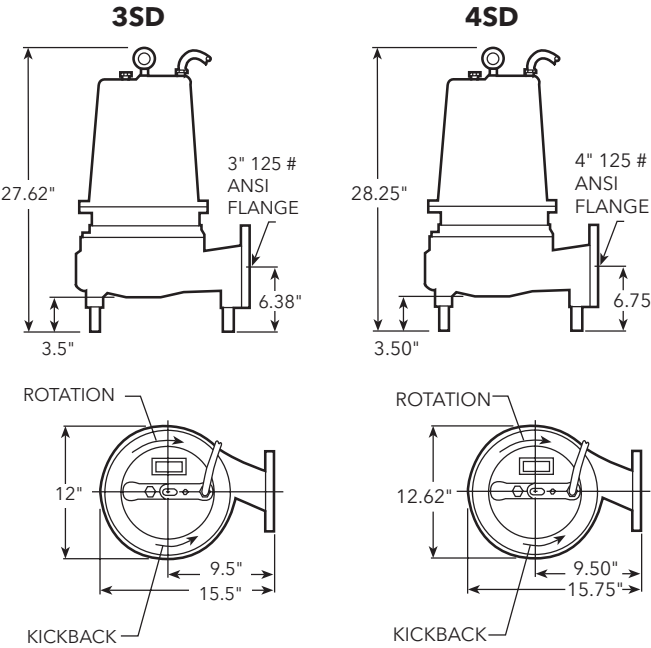
Order Number	HP	Phase	Volts	RPM	3SD Maximum Amps	4SD Maximum Amps
3/4SD52F8EA	1.5	1	208	1750	15.0	17.2
3/4SD52F1EA			230		13.5	14.7
3/4SD52F2EA		3	200		11.5	11.5
3/4SD52F3EA			230		10.0	10.0
3/4SD52F4EA			460		5.0	5.0
3/4SD52F5EA			575		4.0	4.0
3/4SD52F8DA	1.5	1	208		15.0	17.2
3/4SD52F1DA			230		13.5	14.7
3/4SD52F2DA		3	200		11.5	11.5
3/4SD52F3DA			230		10.0	10.0
3/4SD52F4DA			460		5.0	5.0
3/4SD52F5DA			575		4.0	4.0
3/4SD52G8CA	2	1	208		19.0	20.3
3/4SD52G1CA			230		16.0	17.3
3/4SD52G2CA		3	200		11.5	13.3
3/4SD52G3CA			230		10.0	11.6
3/4SD52G4CA			460		5.0	5.8
3/4SD52G5CA			575		4.0	4.6
3/4SD52H8BA	3	1	208		25.5	25.5
3/4SD52H1BA			230		21.5	21.5
3/4SD52H2BA		3	200		15.2	16.6
3/4SD52H3BA			230		12.0	14.4
3/4SD52H4BA			460		6.0	7.2
3/4SD52H5BA			575		4.8	5.8
3/4SD52J1AA	5	1	230		26.5	26.5
3/4SD52J2AA		3	200		18.8	19.1
3/4SD52J3AA			230		16.4	16.6
3/4SD52J4AA			460		8.2	8.3
3/4SD52J5AA			575		6.8	6.6
4SD52K3FA	7.5	3	230		NA	23.0
4SD52K4FA			460			11.5
4SD52K5FA			575			9.2

PERFORMANCE CURVES




DIMENSIONS

(All dimensions are in inches. Do not use for construction purposes.)



AGENCY LISTINGS

 Tested to UL778 CAN 22.2 by
CSA International
(Canadian Standards Association)

Learn more about SD Control Panels:

Simplex

Duplex



FITTINGS

Cast iron adapters available to convert discharge to a vertical 3" NPT or 4" NPT threaded connection. For 3" purchase A1-5, for 4" purchase A1-6.



Xylem Inc.
2881 East Bayard Street Ext., Suite A
Seneca Falls, NY 13148
Phone: (866) 325-4210 • Fax: (888) 322-5877
www.xylem.com/goulds

Xylem is a registered trademark of Xylem Inc. or one of its subsidiaries. Goulds is a registered trademark of ITT Manufacturing Enterprises LLC and is used under license. All other trademarks or registered trademarks are property of their respective owners.

© 2024 Xylem Inc. GWT3SD-SS-120076 R1 May 2024

**COMPLETE.
RELIABLE. BLUE.**
Learn more about
our complete line
of wastewater
products.

