
Lineshaft Turbine Pump Curves

500 RPM CURVES - 50 CYCLE PERFORMANCE

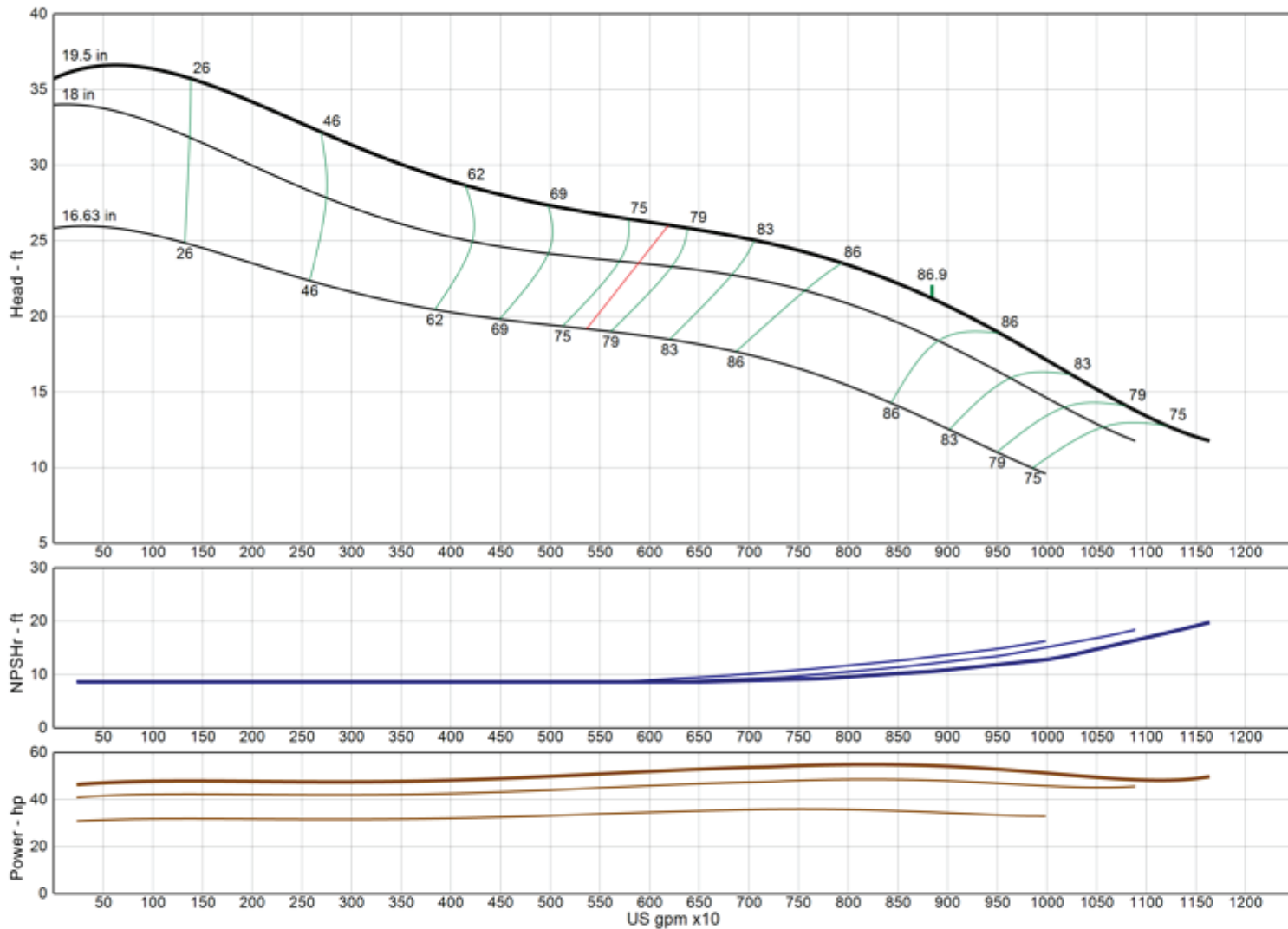
INDEX – 50 CYCLE PERFORMANCE – 500 RPM

Page	Model	RPM	Date Issued
3	30GHC	490	November 04, 2019
4	30GHXC	490	November 04, 2019
5	30GLC	490	November 04, 2019
6	32GHC	490	November 04, 2019
7	32GHXC	490	November 04, 2019
8	32GLC	490	November 04, 2019
9	34GHC	490	November 04, 2019
10	34GHXC	490	November 04, 2019
11	34GLC	490	November 04, 2019
12	36GHC	490	November 04, 2019
13	36GHXC	490	November 04, 2019
14	36GLC	490	November 04, 2019
15	40GHC	490	November 04, 2019
16	40GHXC	490	November 04, 2019
17	40GLC	490	November 04, 2019
18	44GHC	490	November 04, 2019
19	44GHXC	490	November 04, 2019
20	44GLC	490	November 04, 2019
21	48GHC	490	November 04, 2019
22	48GHXC	490	November 04, 2019
23	48GLC	490	November 04, 2019

MODEL 30GHC

(Effective November 04, 2019)

Vertical Turbine Pump



Model	30GHC
RPM	490
Freq Poles	50 Hz 12-pole
Pump Type	Lineshaft
EFFICIENCY CORRECTION	
1-STAGE	0.0
2-STAGE	0.0
3-STAGE	0.0
4-STAGE	0.0
Impeller Type	Enclosed
Ns	4665
Thrust K-Factor	104.90 lb/ft
Bowl OD	30.00 in
Bowl Lateral	2.32 in
Max PSI	320 psi
Thd Disch Size	--

TURBINE OPERATIONS

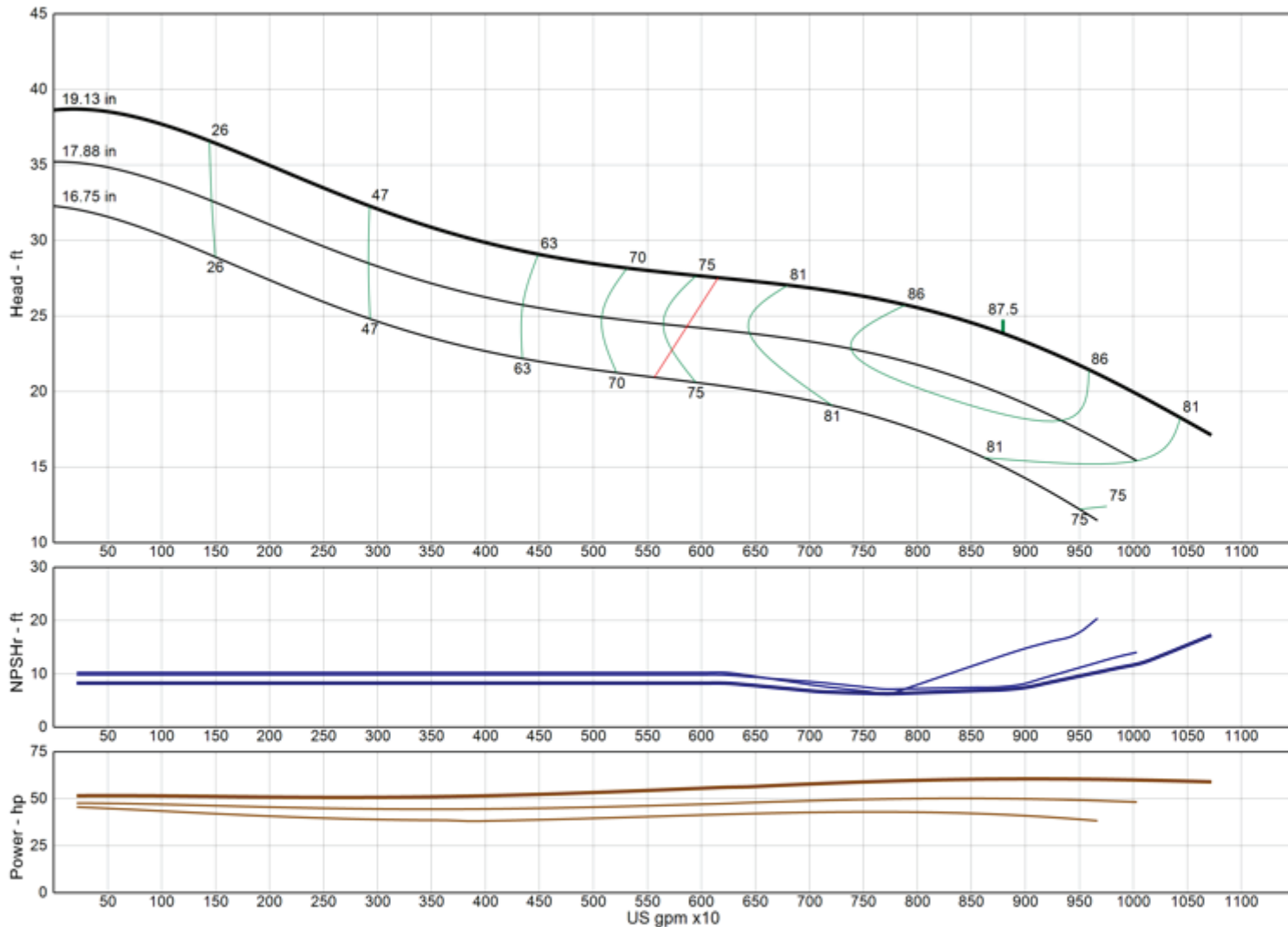
Lubbock, Texas

NOMINAL BOWL PERFORMANCE CURVE AND DATA BASED ON PUMPING CLEAR, NON-AERATED WATER AND USING STANDARD MATERIALS OF CONSTRUCTION. RATED POINT ONLY CAN BE GUARANTEED BY THE FACTORY. CURVES REPRESENT SINGLE STAGE AVERAGE PERFORMANCE BASED ON TEST OF MULTI-STAGE BOWL ASSEMBLY. EFFICIENCY CORRECTION APPLIES DIRECTLY TO EFFICIENCY (-) AND HEAD (x) FOR LESSER STAGES. ACTUAL DRIVER OPERATING SPEED SHOULD BE VERIFIED.

MODEL 30GHXC

(Effective November 04, 2019)

Vertical Turbine Pump



Model	30GHXC
RPM	490
Freq Poles	50 Hz 12-pole
Pump Type	Lineshaft
EFFICIENCY CORRECTION	
1-STAGE	0.0
2-STAGE	0.0
3-STAGE	0.0
4-STAGE	0.0
Impeller Type	Enclosed
Ns	4255
Thrust K-Factor	125.20 lb/ft
Bowl OD	30.00 in
Bowl Lateral	2.32 in
Max PSI	320 psi
Thd Disch Size	--

TURBINE OPERATIONS

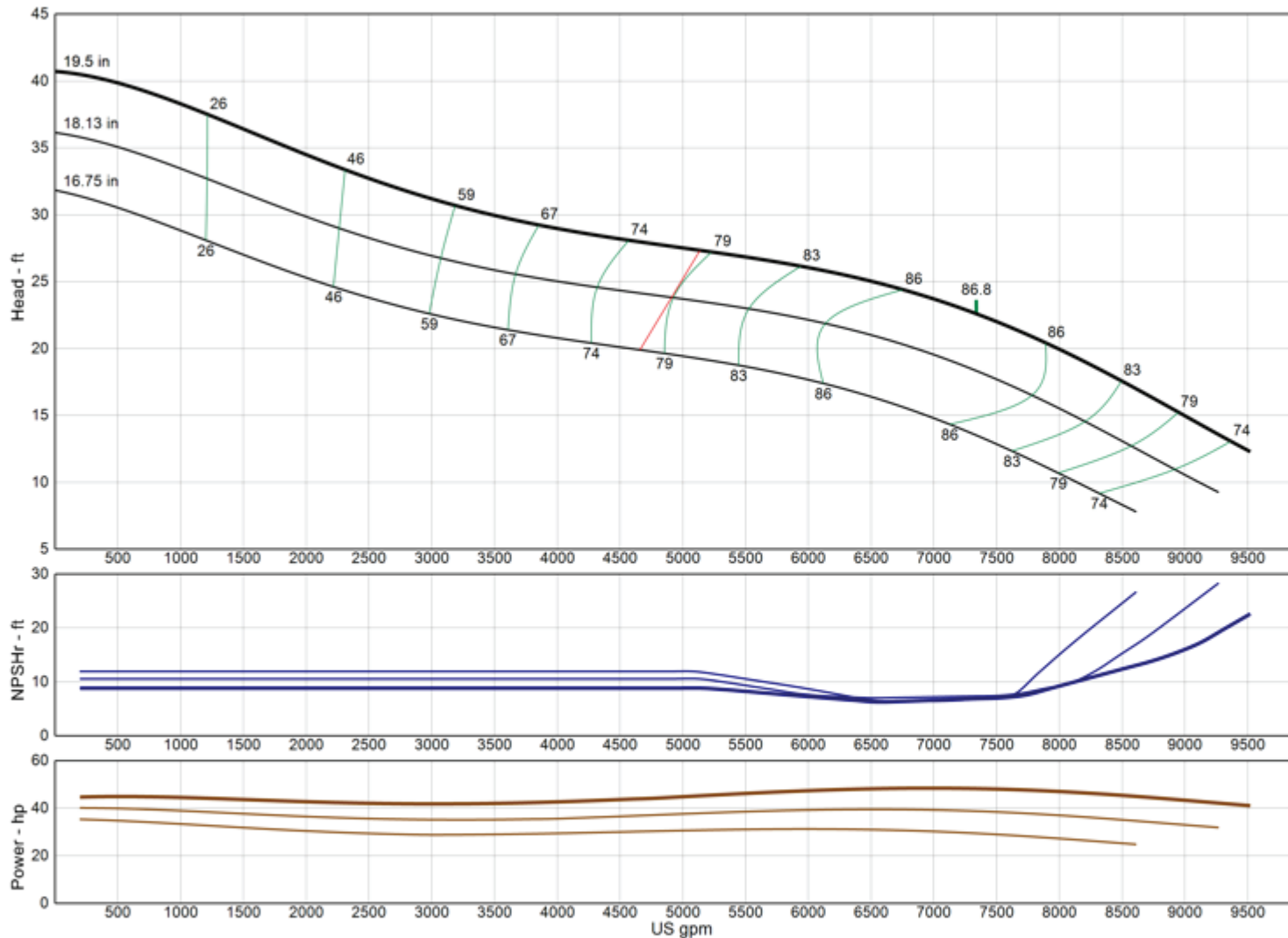
Lubbock, Texas

NOMINAL BOWL PERFORMANCE CURVE AND DATA BASED ON PUMPING CLEAR, NON-AERATED WATER AND USING STANDARD MATERIALS OF CONSTRUCTION. RATED POINT ONLY CAN BE GUARANTEED BY THE FACTORY. CURVES REPRESENT SINGLE STAGE AVERAGE PERFORMANCE BASED ON TEST OF MULTI-STAGE BOWL ASSEMBLY. EFFICIENCY CORRECTION APPLIES DIRECTLY TO EFFICIENCY (-) AND HEAD (x) FOR LESSER STAGES. ACTUAL DRIVER OPERATING SPEED SHOULD BE VERIFIED.

MODEL 30GLC

(Effective November 04, 2019)

Vertical Turbine Pump



Model	30GLC
RPM	490
Freq Poles	50 Hz 12-pole
Pump Type	Lineshaft
EFFICIENCY CORRECTION	
1-STAGE	0.0
2-STAGE	0.0
3-STAGE	0.0
4-STAGE	0.0
Impeller Type	Enclosed
Ns	4050
Thrust K-Factor	103.60 lb/ft
Bowl OD	30.00 in
Bowl Lateral	2.32 in
Max PSI	320 psi
Thd Disch Size	--

TURBINE OPERATIONS
 Lubbock, Texas

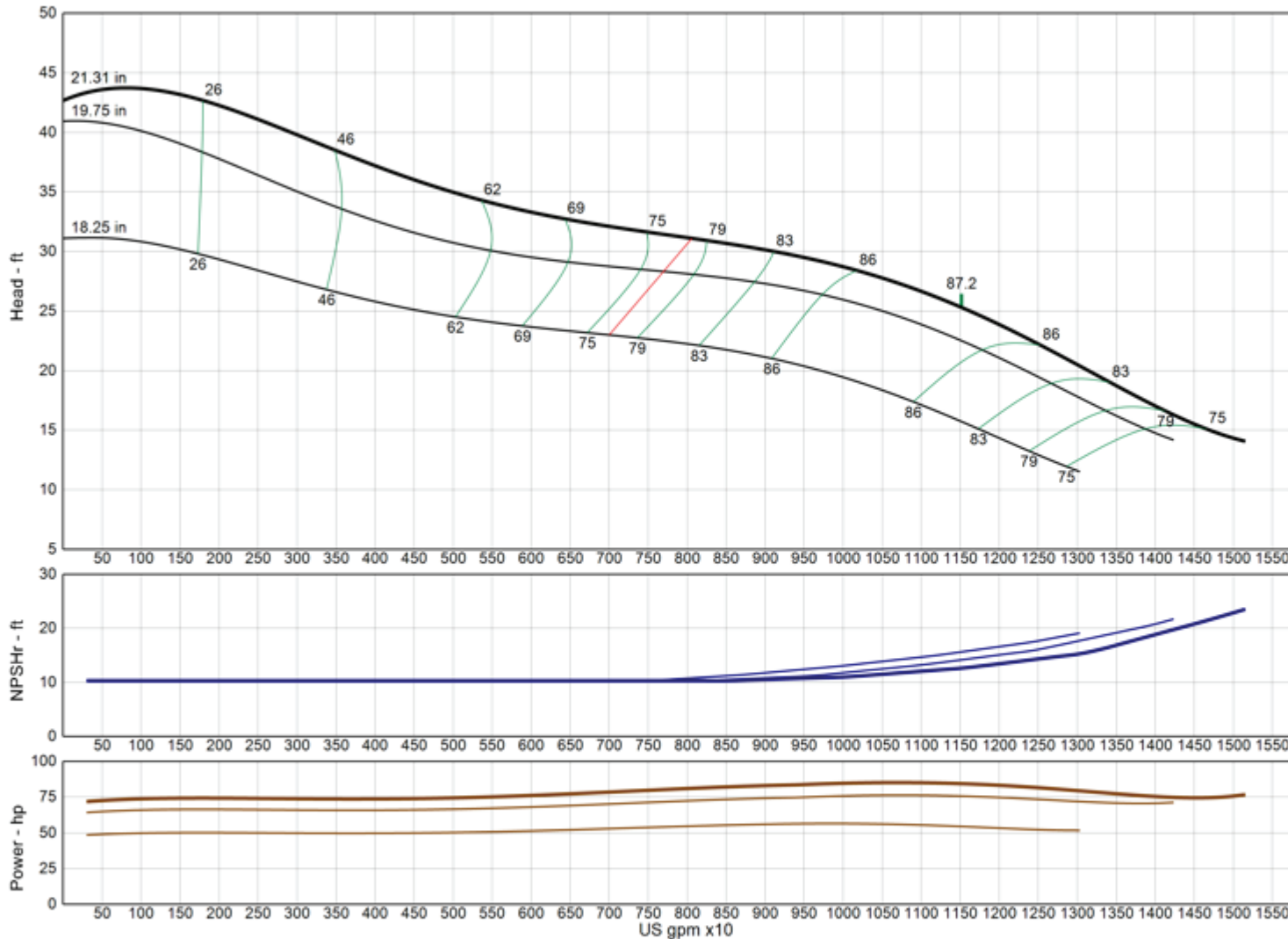
NOMINAL BOWL PERFORMANCE CURVE AND DATA BASED ON PUMPING CLEAR, NON-AERATED WATER AND USING STANDARD MATERIALS OF CONSTRUCTION. RATED POINT ONLY CAN BE GUARANTEED BY THE FACTORY. CURVES REPRESENT SINGLE STAGE AVERAGE PERFORMANCE BASED ON TEST OF MULTI-STAGE BOWL ASSEMBLY. EFFICIENCY CORRECTION APPLIES DIRECTLY TO EFFICIENCY (-) AND HEAD (x) FOR LESSER STAGES. ACTUAL DRIVER OPERATING SPEED SHOULD BE VERIFIED.



MODEL 32GHC

(Effective November 04, 2019)

Vertical Turbine Pump



Model	32GHC
RPM	490
Freq Poles	50 Hz 12-pole
Pump Type	Lineshaft
EFFICIENCY CORRECTION	
1-STAGE	0.0
2-STAGE	0.0
3-STAGE	0.0
4-STAGE	0.0
Impeller Type	Enclosed
Ns	4660
Thrust K-Factor	124.40 lb/ft
Bowl OD	32.00 in
Bowl Lateral	2.25 in
Max PSI	320 psi
Thd Disch Size	--

TURBINE OPERATIONS

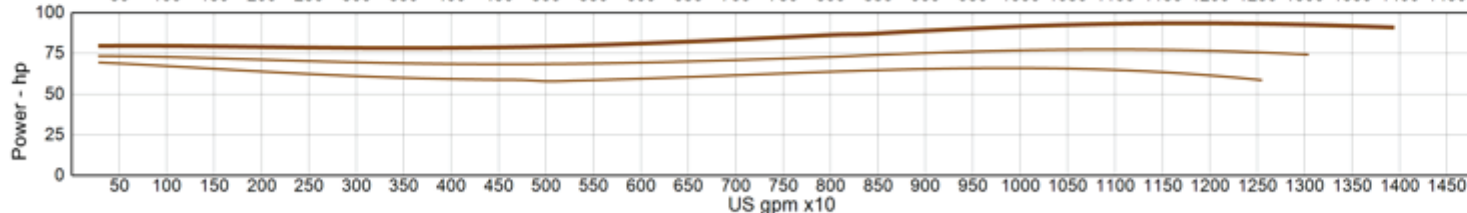
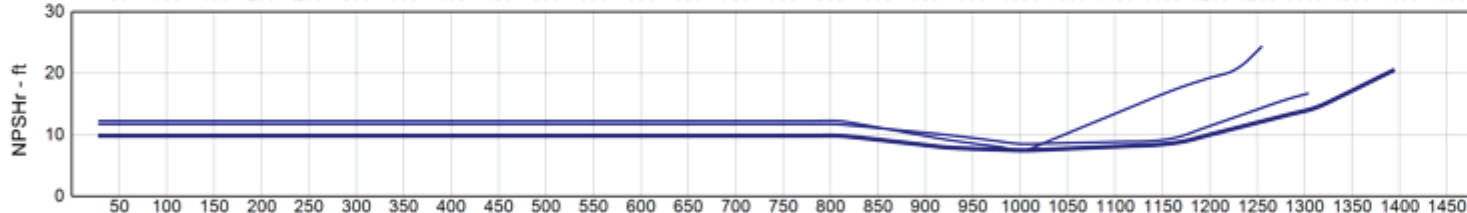
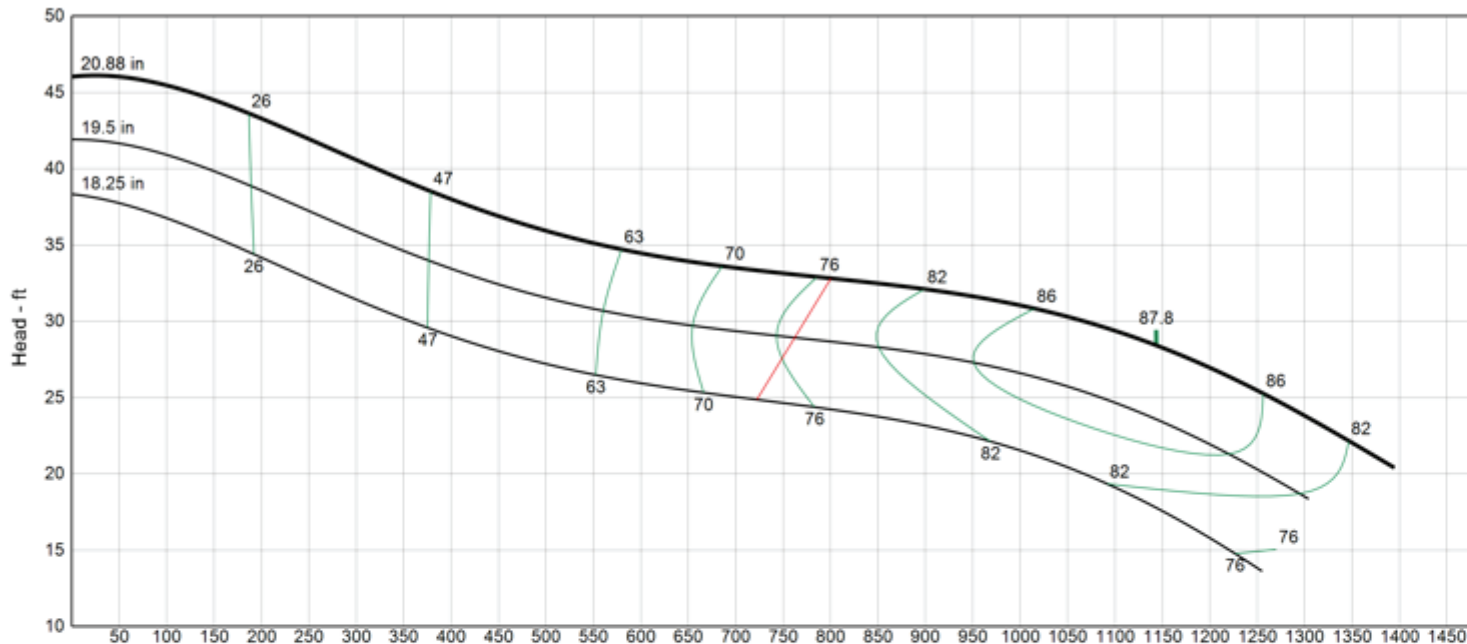
Lubbock, Texas

NOMINAL BOWL PERFORMANCE CURVE AND DATA BASED ON PUMPING CLEAR, NON-AERATED WATER AND USING STANDARD MATERIALS OF CONSTRUCTION. RATED POINT ONLY CAN BE GUARANTEED BY THE FACTORY. CURVES REPRESENT SINGLE STAGE AVERAGE PERFORMANCE BASED ON TEST OF MULTI-STAGE BOWL ASSEMBLY. EFFICIENCY CORRECTION APPLIES DIRECTLY TO EFFICIENCY (-) AND HEAD (x) FOR LESSER STAGES. ACTUAL DRIVER OPERATING SPEED SHOULD BE VERIFIED.

MODEL 32GHXC

(Effective November 04, 2019)

Vertical Turbine Pump



Model	32GHXC
RPM	490
Freq Poles	50 Hz 12-pole
Pump Type	Lineshaft
EFFICIENCY CORRECTION	
1-STAGE	0.0
2-STAGE	0.0
3-STAGE	0.0
4-STAGE	0.0
Impeller Type	Enclosed
Ns	4255
Thrust K-Factor	148.10 lb/ft
Bowl OD	32.00 in
Bowl Lateral	2.25 in
Max PSI	320 psi
Thd Disch Size	--

TURBINE OPERATIONS
Lubbock, Texas

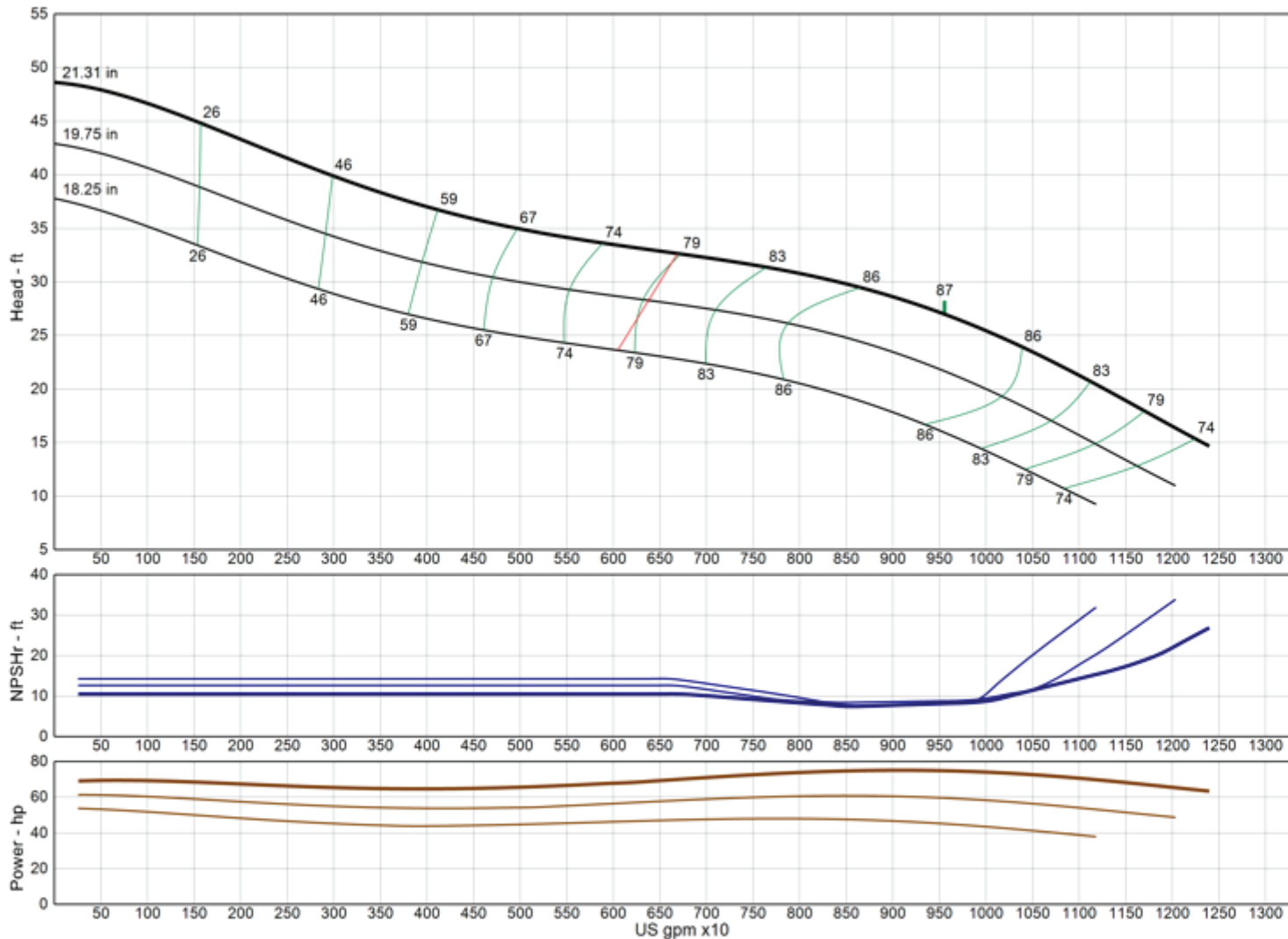
NOMINAL BOWL PERFORMANCE CURVE AND DATA BASED ON PUMPING CLEAR, NON-AERATED WATER AND USING STANDARD MATERIALS OF CONSTRUCTION. RATED POINT ONLY CAN BE GUARANTEED BY THE FACTORY. CURVES REPRESENT SINGLE STAGE AVERAGE PERFORMANCE BASED ON TEST OF MULTI-STAGE BOWL ASSEMBLY. EFFICIENCY CORRECTION APPLIES DIRECTLY TO EFFICIENCY (-) AND HEAD (x) FOR LESSER STAGES. ACTUAL DRIVER OPERATING SPEED SHOULD BE VERIFIED.



MODEL 32GLC

(Effective November 04, 2019)

Vertical Turbine Pump



Model	32GLC
RPM	490
Freq Poles	50 Hz 12-pole
Pump Type	Lineshaft
EFFICIENCY CORRECTION	
1-STAGE	0.0
2-STAGE	0.0
3-STAGE	0.0
4-STAGE	0.0
Impeller Type	Enclosed
Ns	4045
Thrust K-Factor	121.40 lb/ft
Bowl OD	32.00 in
Bowl Lateral	2.25 in
Max PSI	320 psi
Thd Disch Size	--

TURBINE OPERATIONS
Lubbock, Texas

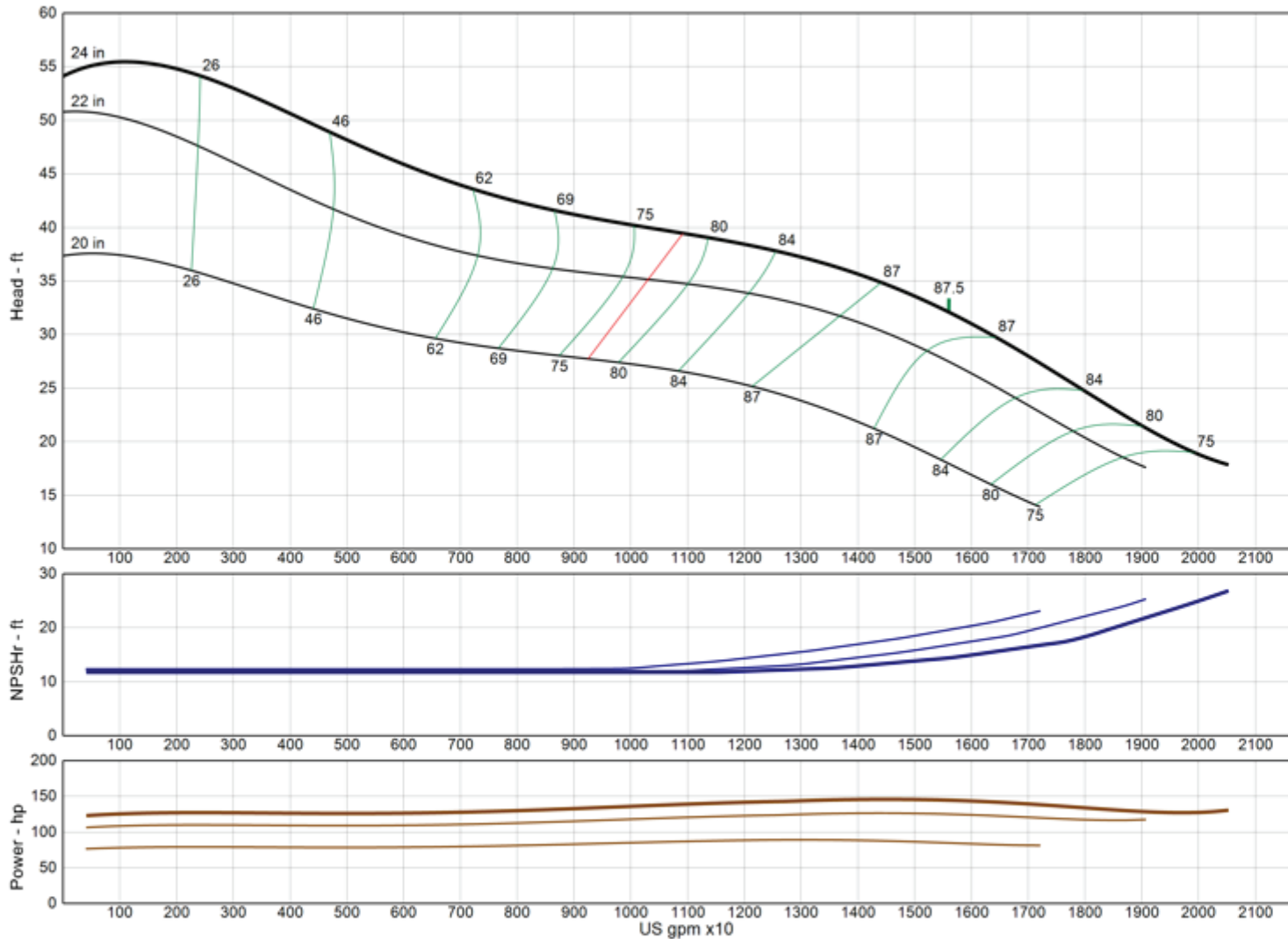
NOMINAL BOWL PERFORMANCE CURVE AND DATA BASED ON PUMPING CLEAR, NON-AERATED WATER AND USING STANDARD MATERIALS OF CONSTRUCTION. RATED POINT ONLY CAN BE GUARANTEED BY THE FACTORY. CURVES REPRESENT SINGLE STAGE AVERAGE PERFORMANCE BASED ON TEST OF MULTI-STAGE BOWL ASSEMBLY. EFFICIENCY CORRECTION APPLIES DIRECTLY TO EFFICIENCY (-) AND HEAD (x) FOR LESSER STAGES. ACTUAL DRIVER OPERATING SPEED SHOULD BE VERIFIED.



MODEL 34GHC

(Effective November 04, 2019)

Vertical Turbine Pump



Model	34GHC
RPM	490
Freq Poles	50 Hz 12-pole
Pump Type	Lineshaft
EFFICIENCY CORRECTION	
1-STAGE	0.0
2-STAGE	0.0
3-STAGE	0.0
4-STAGE	0.0
Impeller Type	Enclosed
Ns	4540
Thrust K-Factor	151.00 lb/ft
Bowl OD	34.00 in
Bowl Lateral	2.11 in
Max PSI	330 psi
Thd Disch Size	--

TURBINE OPERATIONS

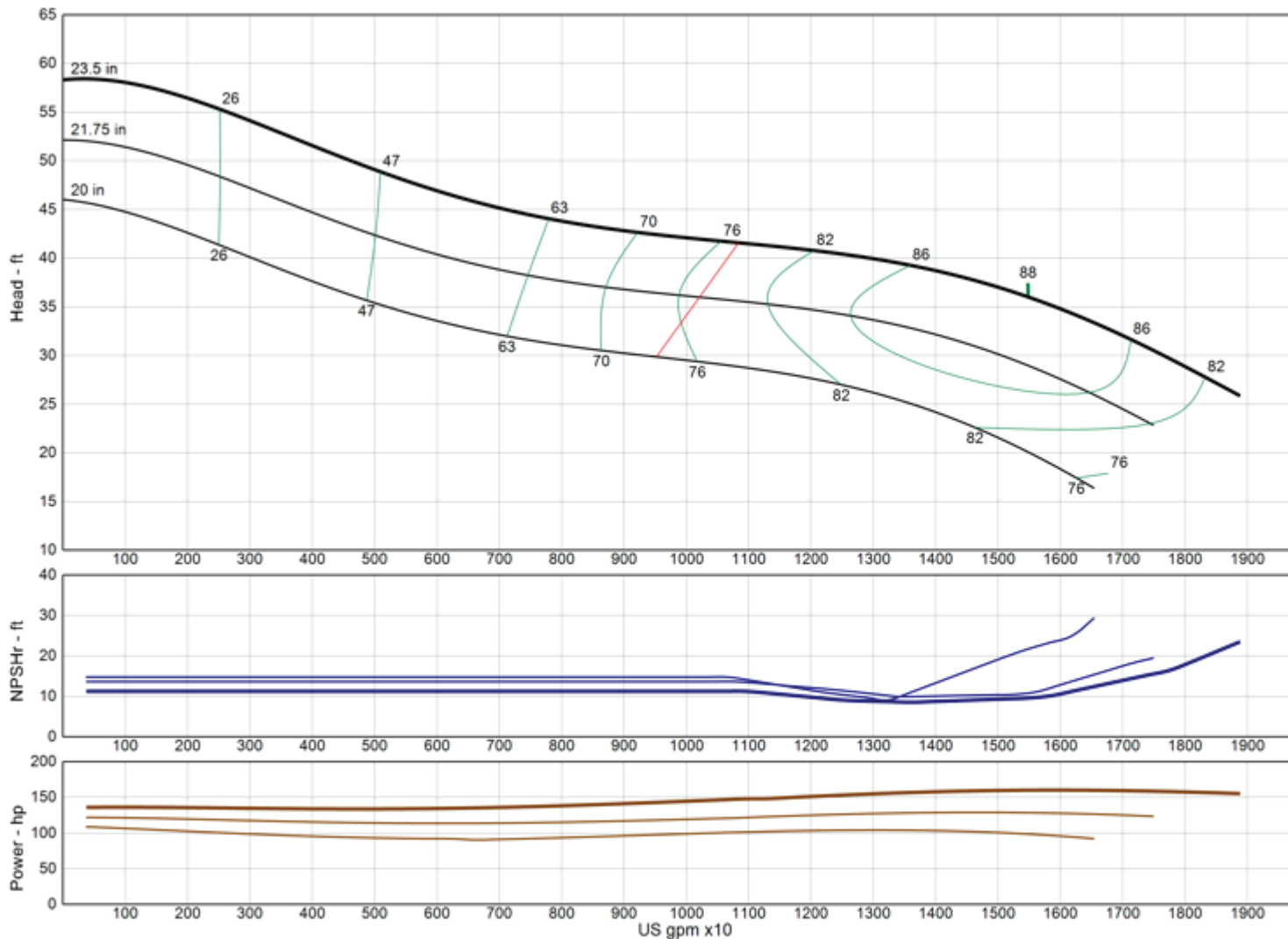
Lubbock, Texas

NOMINAL BOWL PERFORMANCE CURVE AND DATA BASED ON PUMPING CLEAR, NON-AERATED WATER AND USING STANDARD MATERIALS OF CONSTRUCTION. RATED POINT ONLY CAN BE GUARANTEED BY THE FACTORY. CURVES REPRESENT SINGLE STAGE AVERAGE PERFORMANCE BASED ON TEST OF MULTI-STAGE BOWL ASSEMBLY. EFFICIENCY CORRECTION APPLIES DIRECTLY TO EFFICIENCY (-) AND HEAD (x) FOR LESSER STAGES. ACTUAL DRIVER OPERATING SPEED SHOULD BE VERIFIED.

MODEL 34GHXC

(Effective November 04, 2019)

Vertical Turbine Pump



Model	34GHXC
RPM	490
Freq Poles	50 Hz 12-pole
Pump Type	Lineshaft
EFFICIENCY CORRECTION	
1-STAGE	0.0
2-STAGE	0.0
3-STAGE	0.0
4-STAGE	0.0
Impeller Type	Enclosed
Ns	4145
Thrust K-Factor	177.50 lb/ft
Bowl OD	34.00 in
Bowl Lateral	2.11 in
Max PSI	330 psi
Thd Disch Size	--

TURBINE OPERATIONS

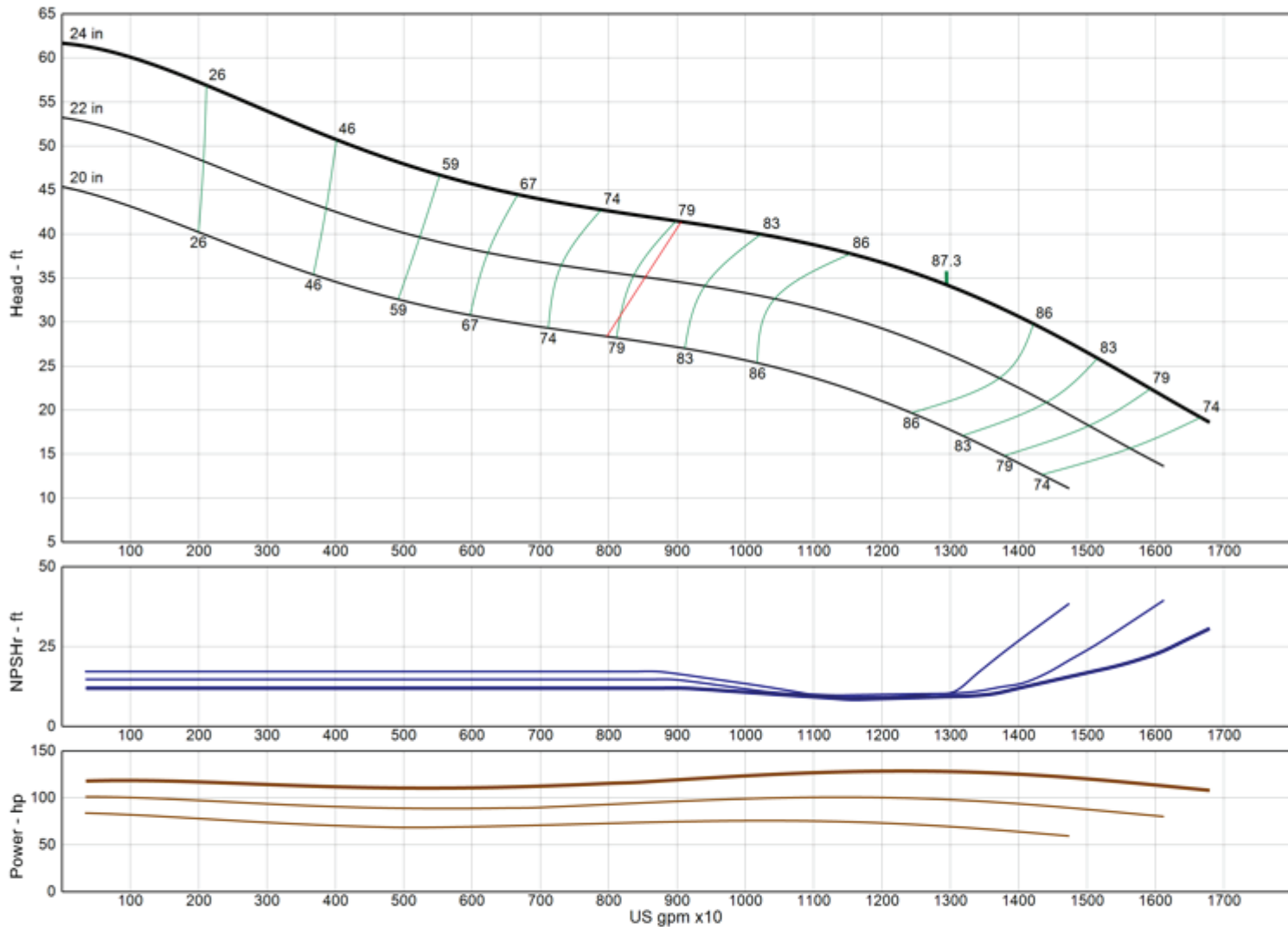
Lubbock, Texas

NOMINAL BOWL PERFORMANCE CURVE AND DATA BASED ON PUMPING CLEAR, NON-AERATED WATER AND USING STANDARD MATERIALS OF CONSTRUCTION. RATED POINT ONLY CAN BE GUARANTEED BY THE FACTORY. CURVES REPRESENT SINGLE STAGE AVERAGE PERFORMANCE BASED ON TEST OF MULTI-STAGE BOWL ASSEMBLY. EFFICIENCY CORRECTION APPLIES DIRECTLY TO EFFICIENCY (-) AND HEAD (x) FOR LESSER STAGES. ACTUAL DRIVER OPERATING SPEED SHOULD BE VERIFIED.

MODEL 34GLC

(Effective November 04, 2019)

Vertical Turbine Pump



Model	34GLC
RPM	490
Freq Poles	50 Hz 12-pole
Pump Type	Lineshaft
EFFICIENCY CORRECTION	
1-STAGE	0.0
2-STAGE	0.0
3-STAGE	0.0
4-STAGE	0.0
Impeller Type	Enclosed
Ns	3940
Thrust K-Factor	147.20 lb/ft
Bowl OD	34.00 in
Bowl Lateral	2.11 in
Max PSI	330 psi
Thd Disch Size	--

TURBINE OPERATIONS

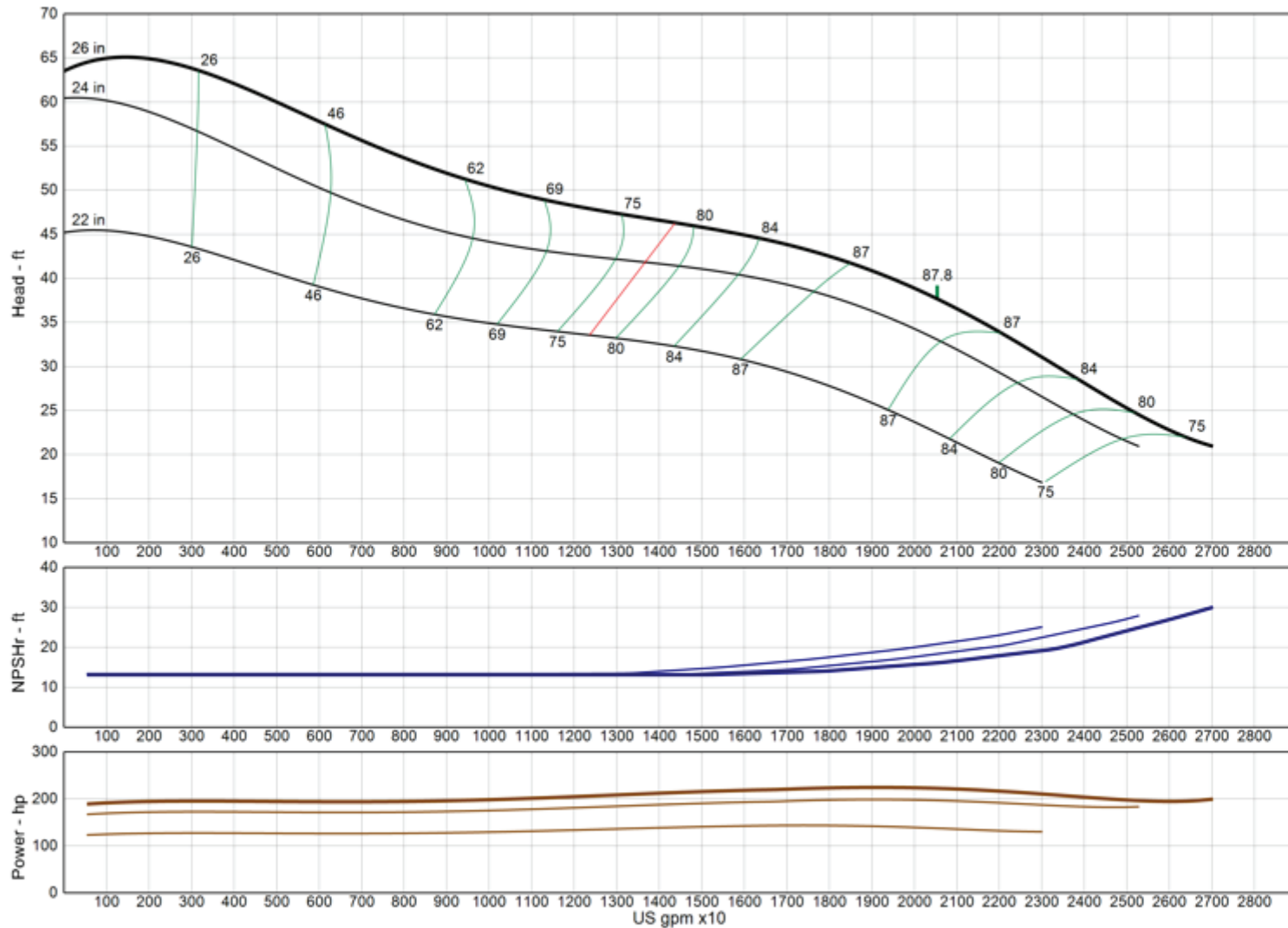
Lubbock, Texas

NOMINAL BOWL PERFORMANCE CURVE AND DATA BASED ON PUMPING CLEAR, NON-AERATED WATER AND USING STANDARD MATERIALS OF CONSTRUCTION. RATED POINT ONLY CAN BE GUARANTEED BY THE FACTORY. CURVES REPRESENT SINGLE STAGE AVERAGE PERFORMANCE BASED ON TEST OF MULTI-STAGE BOWL ASSEMBLY. EFFICIENCY CORRECTION APPLIES DIRECTLY TO EFFICIENCY (-) AND HEAD (x) FOR LESSER STAGES. ACTUAL DRIVER OPERATING SPEED SHOULD BE VERIFIED.

MODEL 36GHC

(Effective November 04, 2019)

Vertical Turbine Pump



Model	36GHC
RPM	490
Freq Poles	50 Hz 12-pole
Pump Type	Lineshaft
EFFICIENCY CORRECTION	
1-STAGE	0.0
2-STAGE	0.0
3-STAGE	0.0
4-STAGE	0.0
Impeller Type	Enclosed
Ns	4620
Thrust K-Factor	179.40 lb/ft
Bowl OD	36.00 in
Bowl Lateral	2.80 in
Max PSI	270 psi
Thd Disch Size	--

TURBINE OPERATIONS

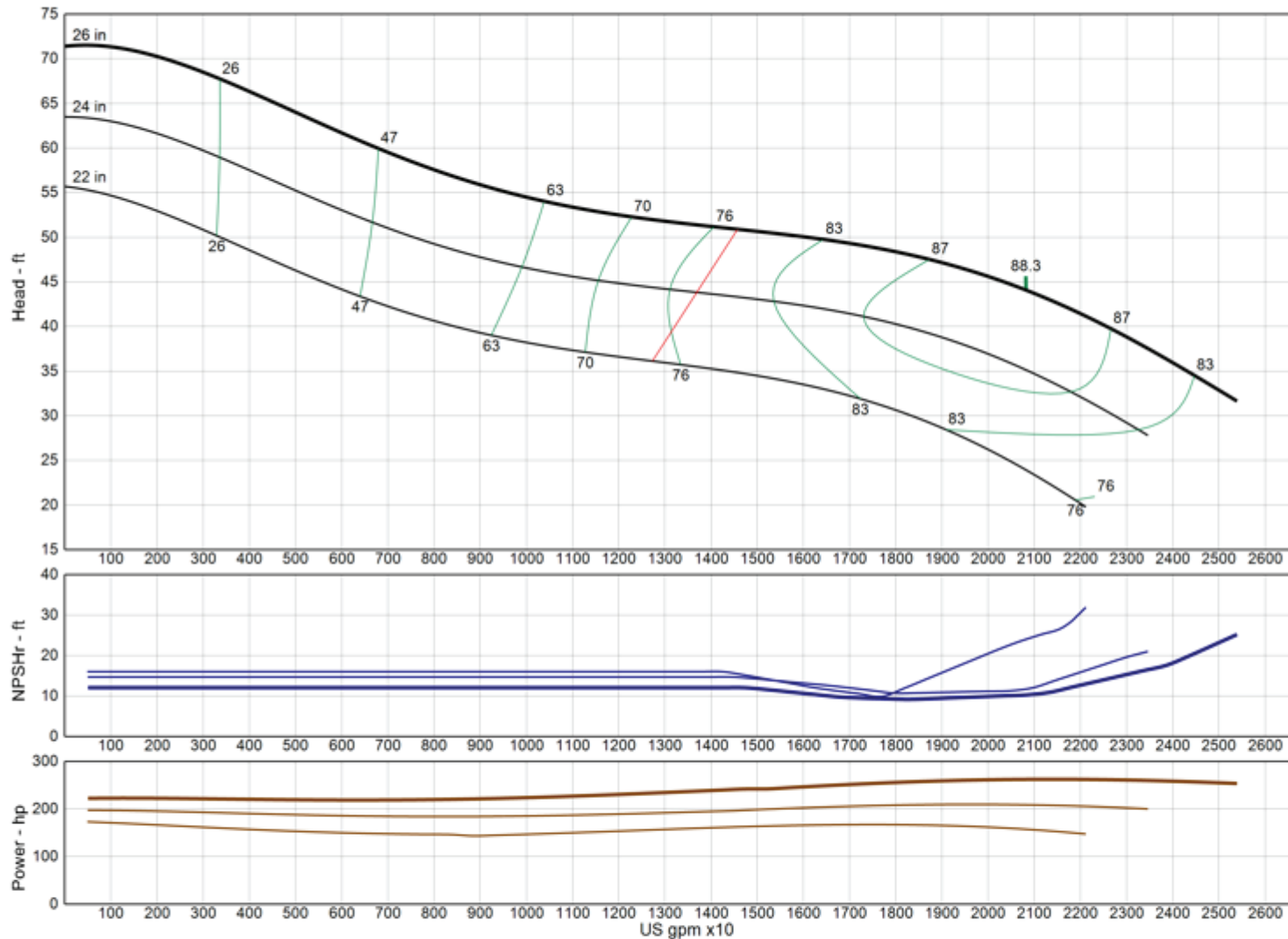
Lubbock, Texas

NOMINAL BOWL PERFORMANCE CURVE AND DATA BASED ON PUMPING CLEAR, NON-AERATED WATER AND USING STANDARD MATERIALS OF CONSTRUCTION. RATED POINT ONLY CAN BE GUARANTEED BY THE FACTORY. CURVES REPRESENT SINGLE STAGE AVERAGE PERFORMANCE BASED ON TEST OF MULTI-STAGE BOWL ASSEMBLY. EFFICIENCY CORRECTION APPLIES DIRECTLY TO EFFICIENCY (-) AND HEAD (x) FOR LESSER STAGES. ACTUAL DRIVER OPERATING SPEED SHOULD BE VERIFIED.

MODEL 36GHXC

(Effective November 04, 2019)

Vertical Turbine Pump



Model	36GHXC
RPM	490
Freq Poles	50 Hz 12-pole
Pump Type	Lineshaft
EFFICIENCY CORRECTION	
1-STAGE	0.0
2-STAGE	0.0
3-STAGE	0.0
4-STAGE	0.0
Impeller Type	Enclosed
Ns	4130
Thrust K-Factor	212.00 lb/ft
Bowl OD	36.00 in
Bowl Lateral	2.80 in
Max PSI	270 psi
Thd Disch Size	--

TURBINE OPERATIONS

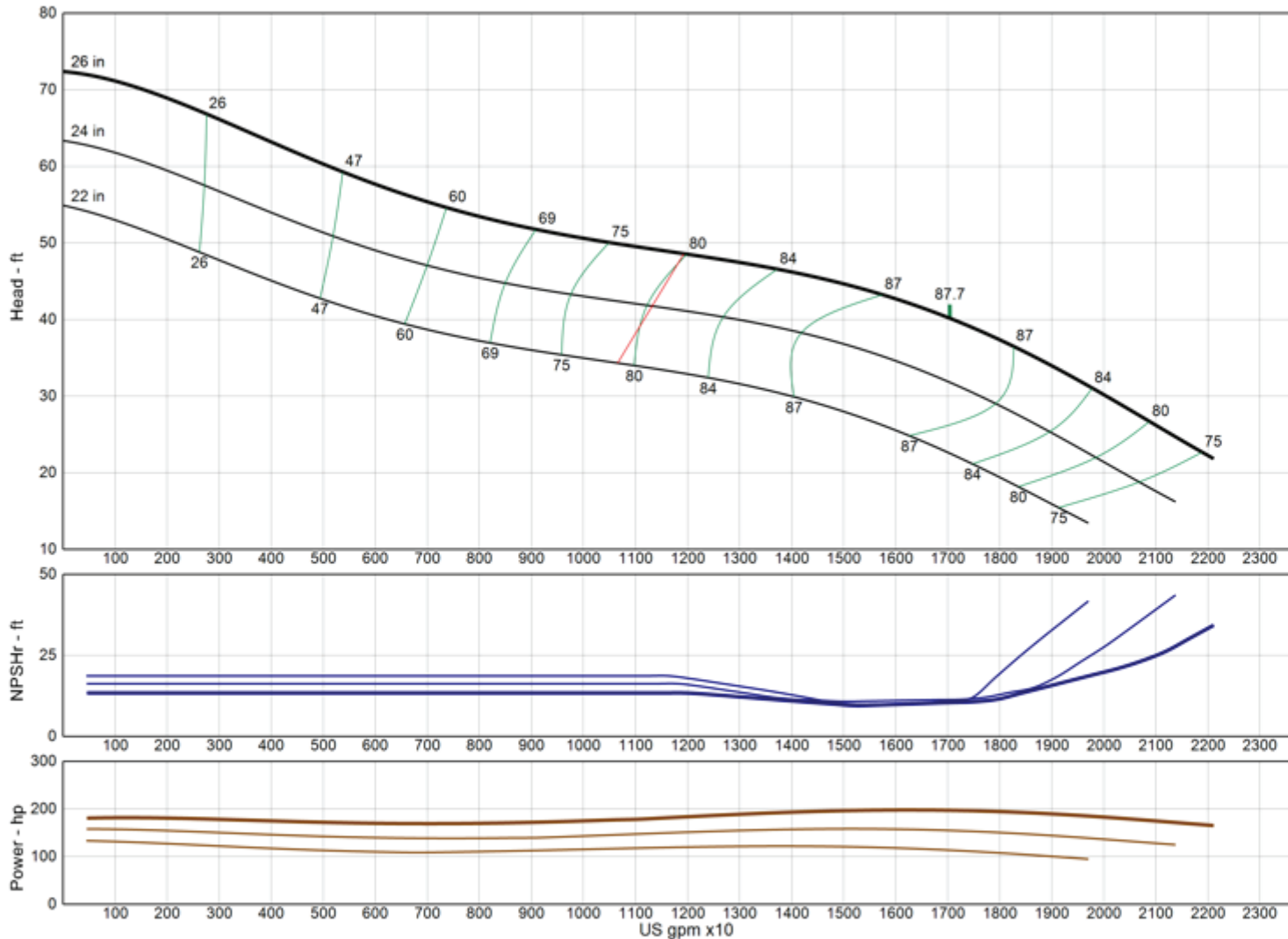
Lubbock, Texas

NOMINAL BOWL PERFORMANCE CURVE AND DATA BASED ON PUMPING CLEAR, NON-AERATED WATER AND USING STANDARD MATERIALS OF CONSTRUCTION. RATED POINT ONLY CAN BE GUARANTEED BY THE FACTORY. CURVES REPRESENT SINGLE STAGE AVERAGE PERFORMANCE BASED ON TEST OF MULTI-STAGE BOWL ASSEMBLY. EFFICIENCY CORRECTION APPLIES DIRECTLY TO EFFICIENCY (-) AND HEAD (x) FOR LESSER STAGES. ACTUAL DRIVER OPERATING SPEED SHOULD BE VERIFIED.

MODEL 36GLC

(Effective November 04, 2019)

Vertical Turbine Pump



Model	36GLC
RPM	490
Freq Poles	50 Hz 12-pole
Pump Type	Lineshaft
EFFICIENCY CORRECTION	
1-STAGE	0.0
2-STAGE	0.0
3-STAGE	0.0
4-STAGE	0.0
Impeller Type	Enclosed
Ns	4010
Thrust K-Factor	175.10 lb/ft
Bowl OD	36.00 in
Bowl Lateral	2.80 in
Max PSI	270 psi
Thd Disch Size	--

TURBINE OPERATIONS

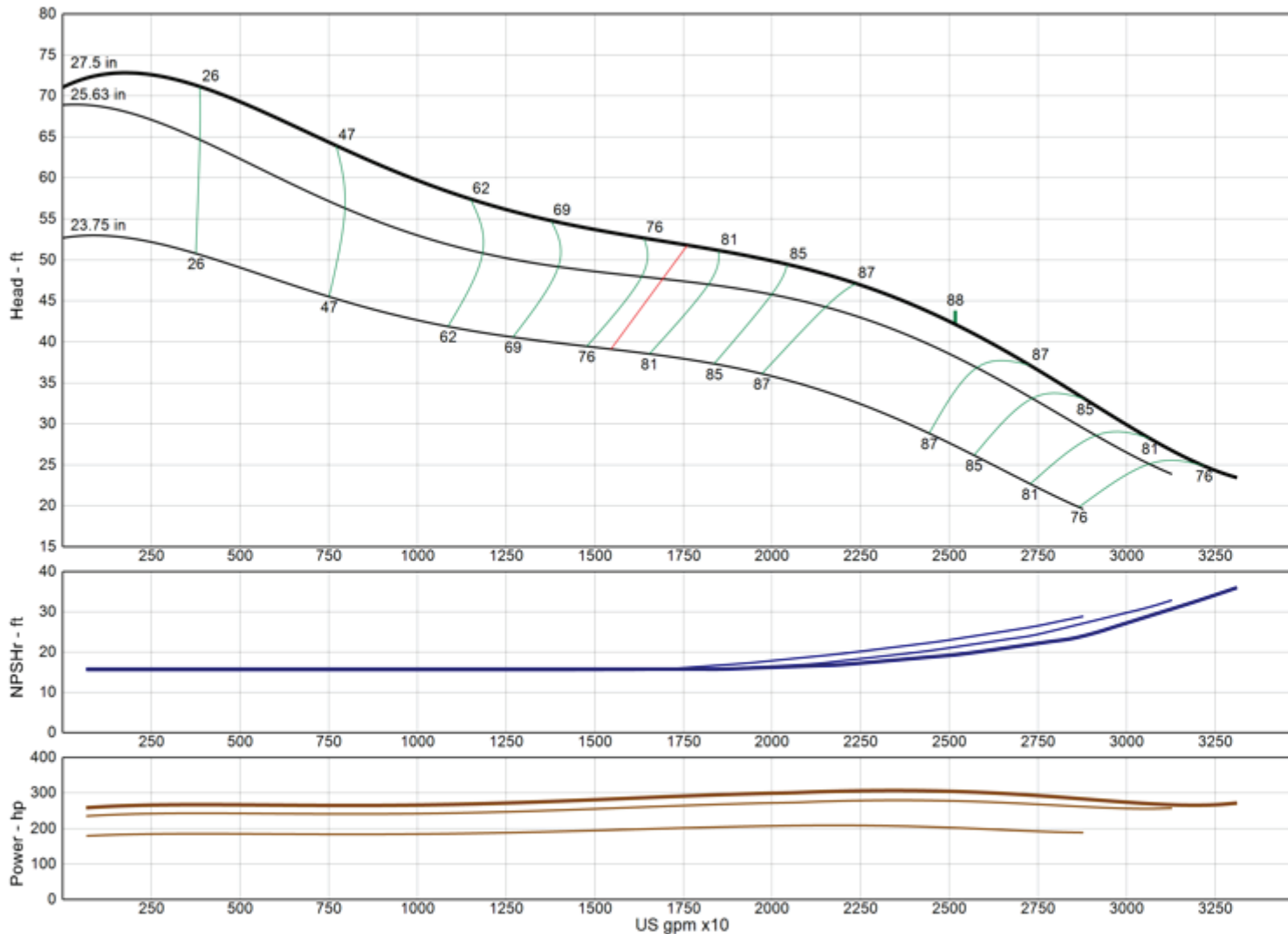
Lubbock, Texas

NOMINAL BOWL PERFORMANCE CURVE AND DATA BASED ON PUMPING CLEAR, NON-AERATED WATER AND USING STANDARD MATERIALS OF CONSTRUCTION. RATED POINT ONLY CAN BE GUARANTEED BY THE FACTORY. CURVES REPRESENT SINGLE STAGE AVERAGE PERFORMANCE BASED ON TEST OF MULTI-STAGE BOWL ASSEMBLY. EFFICIENCY CORRECTION APPLIES DIRECTLY TO EFFICIENCY (-) AND HEAD (x) FOR LESSER STAGES. ACTUAL DRIVER OPERATING SPEED SHOULD BE VERIFIED.

MODEL 40GHC

(Effective November 04, 2019)

Vertical Turbine Pump



Model	40GHC
RPM	490
Freq Poles	50 Hz 12-pole
Pump Type	Lineshaft
EFFICIENCY CORRECTION	
1-STAGE	0.0
2-STAGE	0.0
3-STAGE	0.0
4-STAGE	0.0
Impeller Type	Enclosed
Ns	4700
Thrust K-Factor	210.40 lb/ft
Bowl OD	40.00 in
Bowl Lateral	3.18 in
Max PSI	330 psi
Thd Disch Size	--

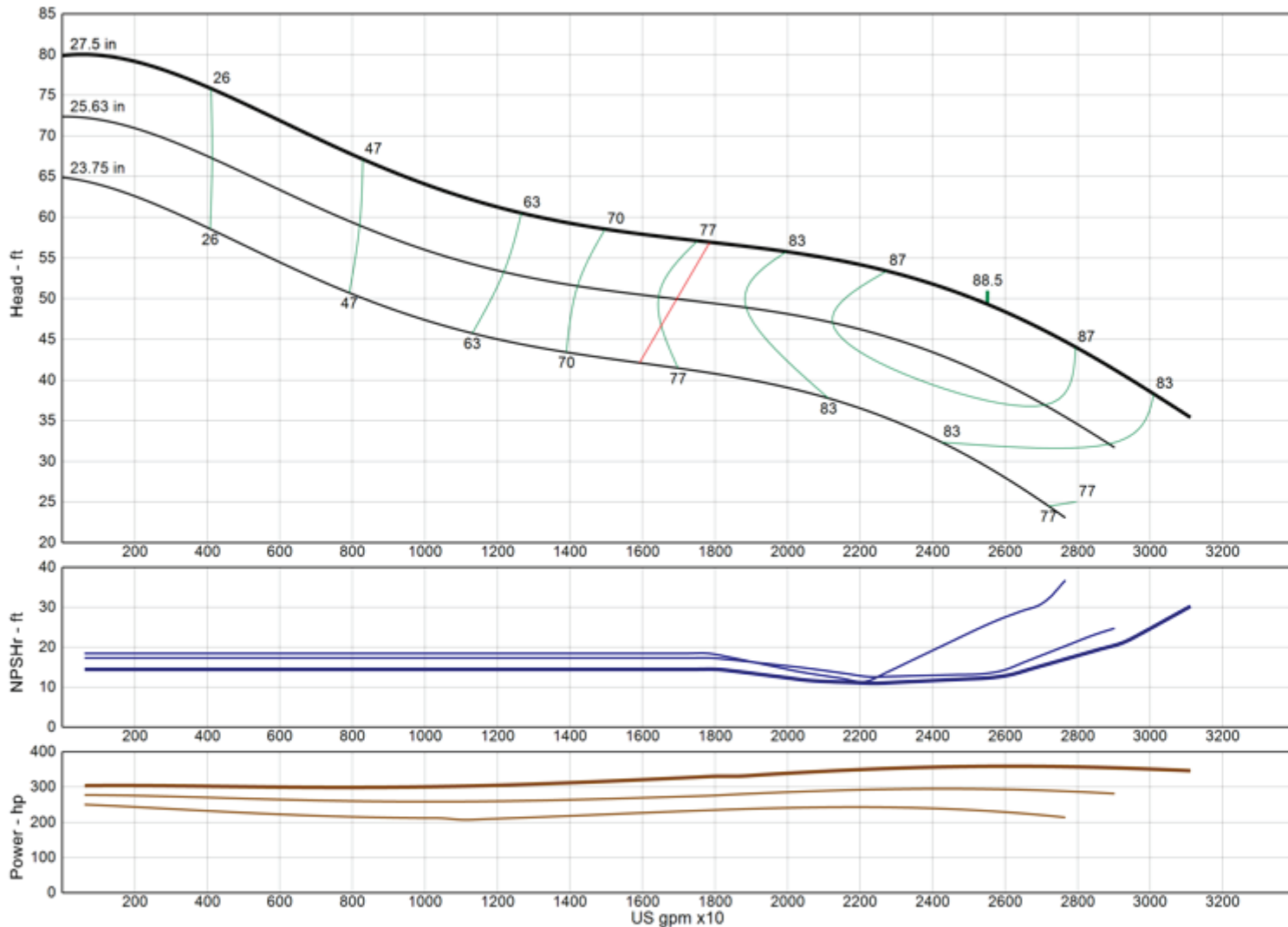
TURBINE OPERATIONS
Lubbock, Texas

NOMINAL BOWL PERFORMANCE CURVE AND DATA BASED ON PUMPING CLEAR, NON-AERATED WATER AND USING STANDARD MATERIALS OF CONSTRUCTION. RATED POINT ONLY CAN BE GUARANTEED BY THE FACTORY. CURVES REPRESENT SINGLE STAGE AVERAGE PERFORMANCE BASED ON TEST OF MULTI-STAGE BOWL ASSEMBLY. EFFICIENCY CORRECTION APPLIES DIRECTLY TO EFFICIENCY (-) AND HEAD (x) FOR LESSER STAGES. ACTUAL DRIVER OPERATING SPEED SHOULD BE VERIFIED.

MODEL 40GHXC

(Effective November 04, 2019)

Vertical Turbine Pump



Model	40GHXC
RPM	490
Freq Poles	50 Hz 12-pole
Pump Type	Lineshaft
EFFICIENCY CORRECTION	
1-STAGE	0.0
2-STAGE	0.0
3-STAGE	0.0
4-STAGE	0.0
Impeller Type	Enclosed
Ns	4205
Thrust K-Factor	250.40 lb/ft
Bowl OD	40.00 in
Bowl Lateral	3.18 in
Max PSI	330 psi
Thd Disch Size	--

TURBINE OPERATIONS

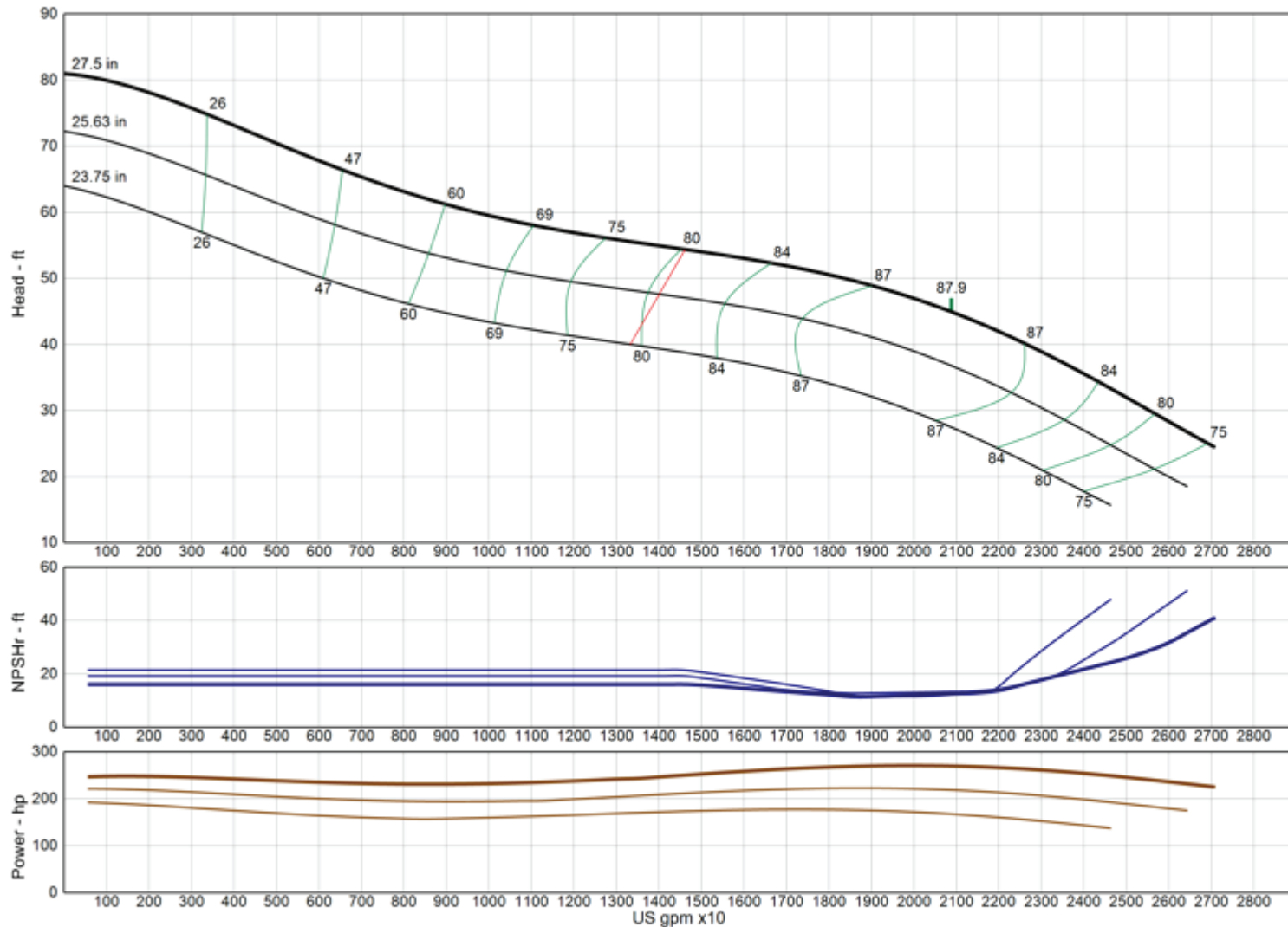
Lubbock, Texas

NOMINAL BOWL PERFORMANCE CURVE AND DATA BASED ON PUMPING CLEAR, NON-AERATED WATER AND USING STANDARD MATERIALS OF CONSTRUCTION. RATED POINT ONLY CAN BE GUARANTEED BY THE FACTORY. CURVES REPRESENT SINGLE STAGE AVERAGE PERFORMANCE BASED ON TEST OF MULTI-STAGE BOWL ASSEMBLY. EFFICIENCY CORRECTION APPLIES DIRECTLY TO EFFICIENCY (-) AND HEAD (x) FOR LESSER STAGES. ACTUAL DRIVER OPERATING SPEED SHOULD BE VERIFIED.

MODEL 40GLC

(Effective November 04, 2019)

Vertical Turbine Pump



Model	40GLC
RPM	490
Freq Poles	50 Hz 12-pole
Pump Type	Lineshaft
EFFICIENCY CORRECTION	
1-STAGE	0.0
2-STAGE	0.0
3-STAGE	0.0
4-STAGE	0.0
Impeller Type	Enclosed
Ns	4080
Thrust K-Factor	205.20 lb/ft
Bowl OD	40.00 in
Bowl Lateral	3.18 in
Max PSI	330 psi
Thd Disch Size	--

TURBINE OPERATIONS

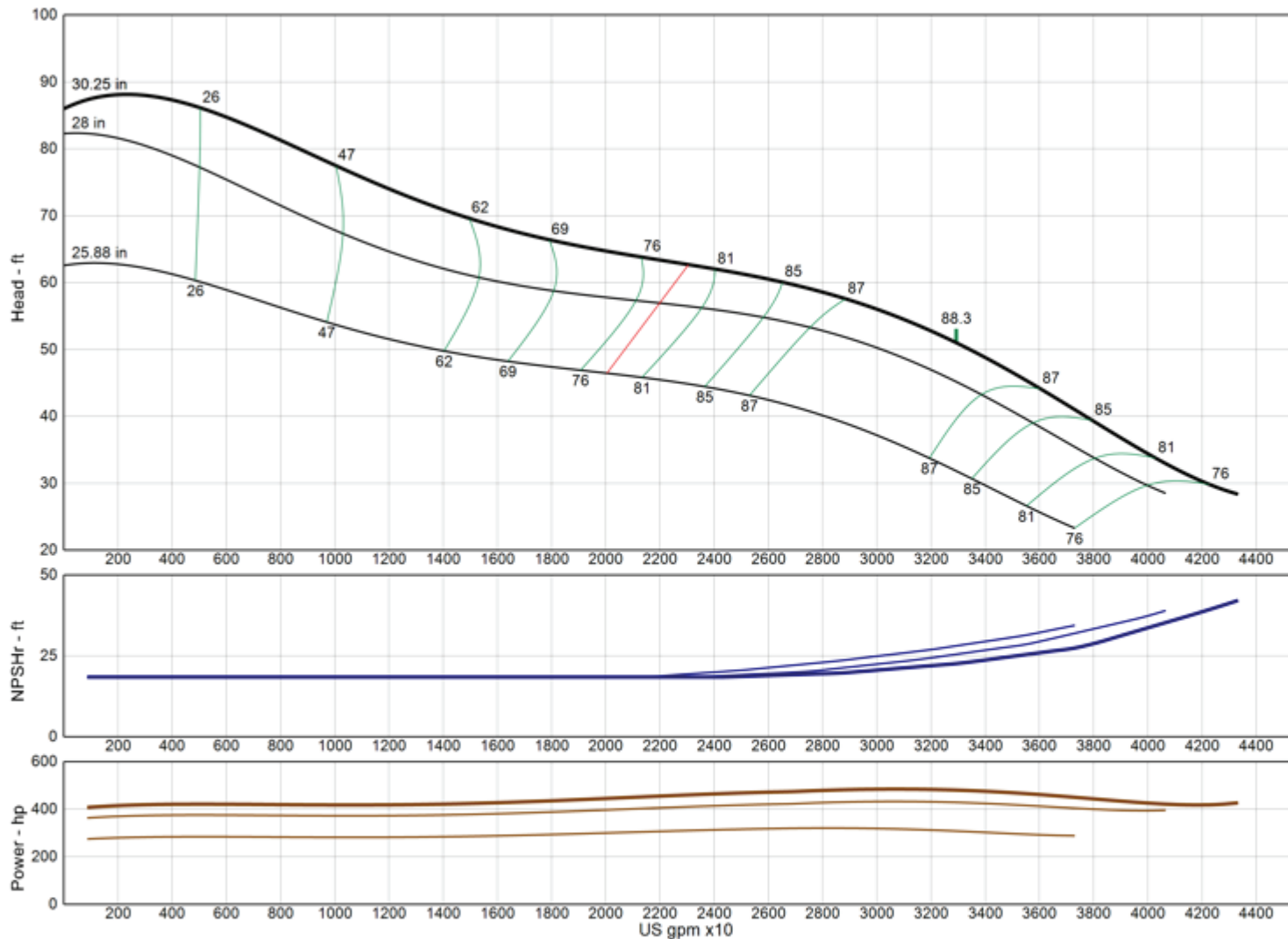
Lubbock, Texas

NOMINAL BOWL PERFORMANCE CURVE AND DATA BASED ON PUMPING CLEAR, NON-AERATED WATER AND USING STANDARD MATERIALS OF CONSTRUCTION. RATED POINT ONLY CAN BE GUARANTEED BY THE FACTORY. CURVES REPRESENT SINGLE STAGE AVERAGE PERFORMANCE BASED ON TEST OF MULTI-STAGE BOWL ASSEMBLY. EFFICIENCY CORRECTION APPLIES DIRECTLY TO EFFICIENCY (-) AND HEAD (x) FOR LESSER STAGES. ACTUAL DRIVER OPERATING SPEED SHOULD BE VERIFIED.

MODEL 44GHC

(Effective November 04, 2019)

Vertical Turbine Pump



Model	44GHC
RPM	490
Freq Poles	50 Hz 12-pole
Pump Type	Lineshaft
EFFICIENCY CORRECTION	
1-STAGE	0.0
2-STAGE	0.0
3-STAGE	0.0
4-STAGE	0.0
Impeller Type	Enclosed
Ns	4660
Thrust K-Factor	259.90 lb/ft
Bowl OD	44.00 in
Bowl Lateral	3.73 in
Max PSI	330 psi
Thd Disch Size	--

TURBINE OPERATIONS

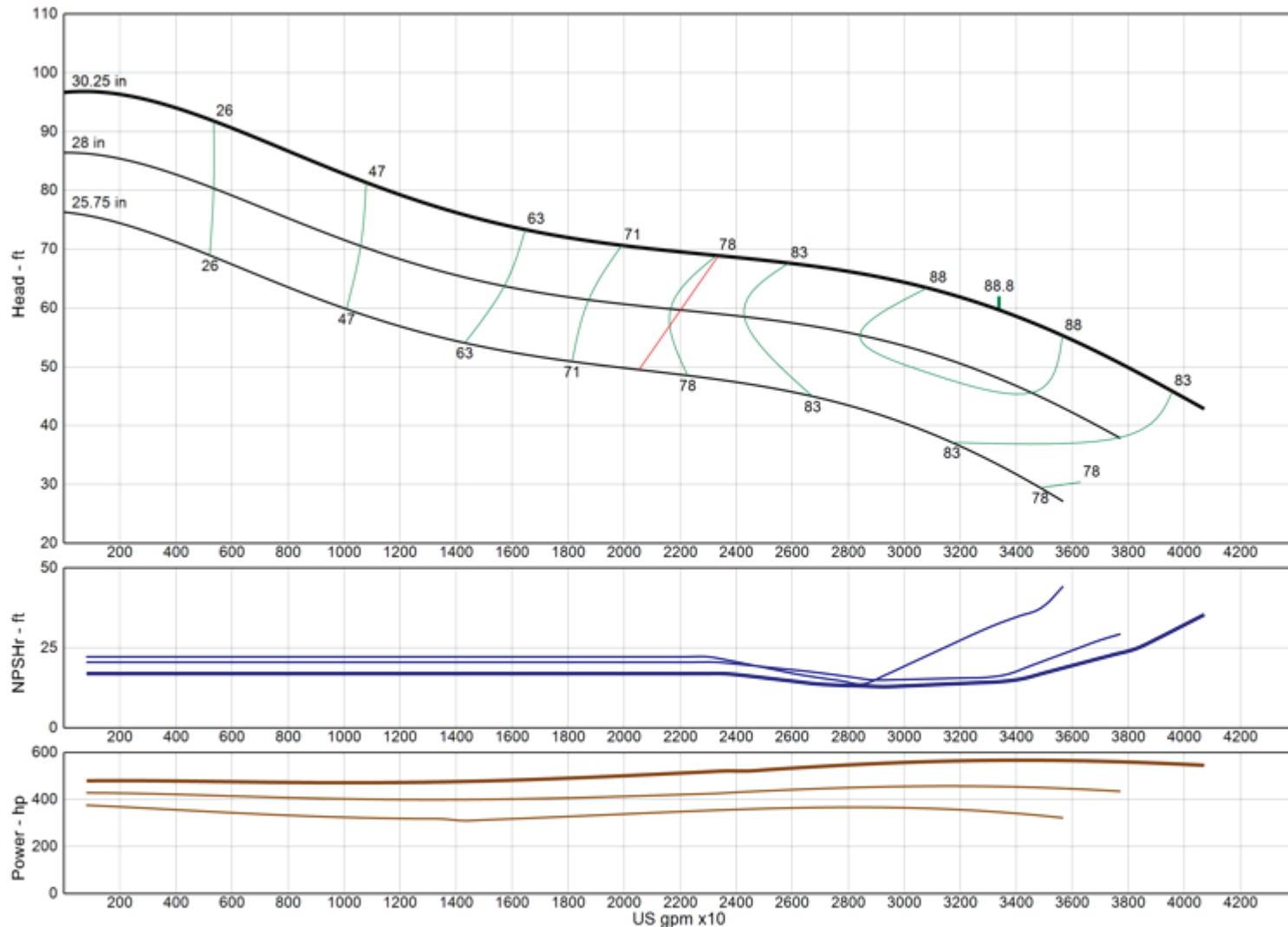
Lubbock, Texas

NOMINAL BOWL PERFORMANCE CURVE AND DATA BASED ON PUMPING CLEAR, NON-AERATED WATER AND USING STANDARD MATERIALS OF CONSTRUCTION. RATED POINT ONLY CAN BE GUARANTEED BY THE FACTORY. CURVES REPRESENT SINGLE STAGE AVERAGE PERFORMANCE BASED ON TEST OF MULTI-STAGE BOWL ASSEMBLY. EFFICIENCY CORRECTION APPLIES DIRECTLY TO EFFICIENCY (-) AND HEAD (x) FOR LESSER STAGES. ACTUAL DRIVER OPERATING SPEED SHOULD BE VERIFIED.

MODEL 44GHXC

(Effective November 04, 2019)

Vertical Turbine Pump



Model	44GHXC
RPM	490
Freq Poles	50 Hz 12-pole
Pump Type	Lineshaft
EFFICIENCY CORRECTION	
1-STAGE	0.0
2-STAGE	0.0
3-STAGE	0.0
4-STAGE	0.0
Impeller Type	Enclosed
Ns	4170
Thrust K-Factor	295.60 lb/ft
Bowl OD	44.00 in
Bowl Lateral	3.73 in
Max PSI	330 psi
Thd Disch Size	--

TURBINE OPERATIONS

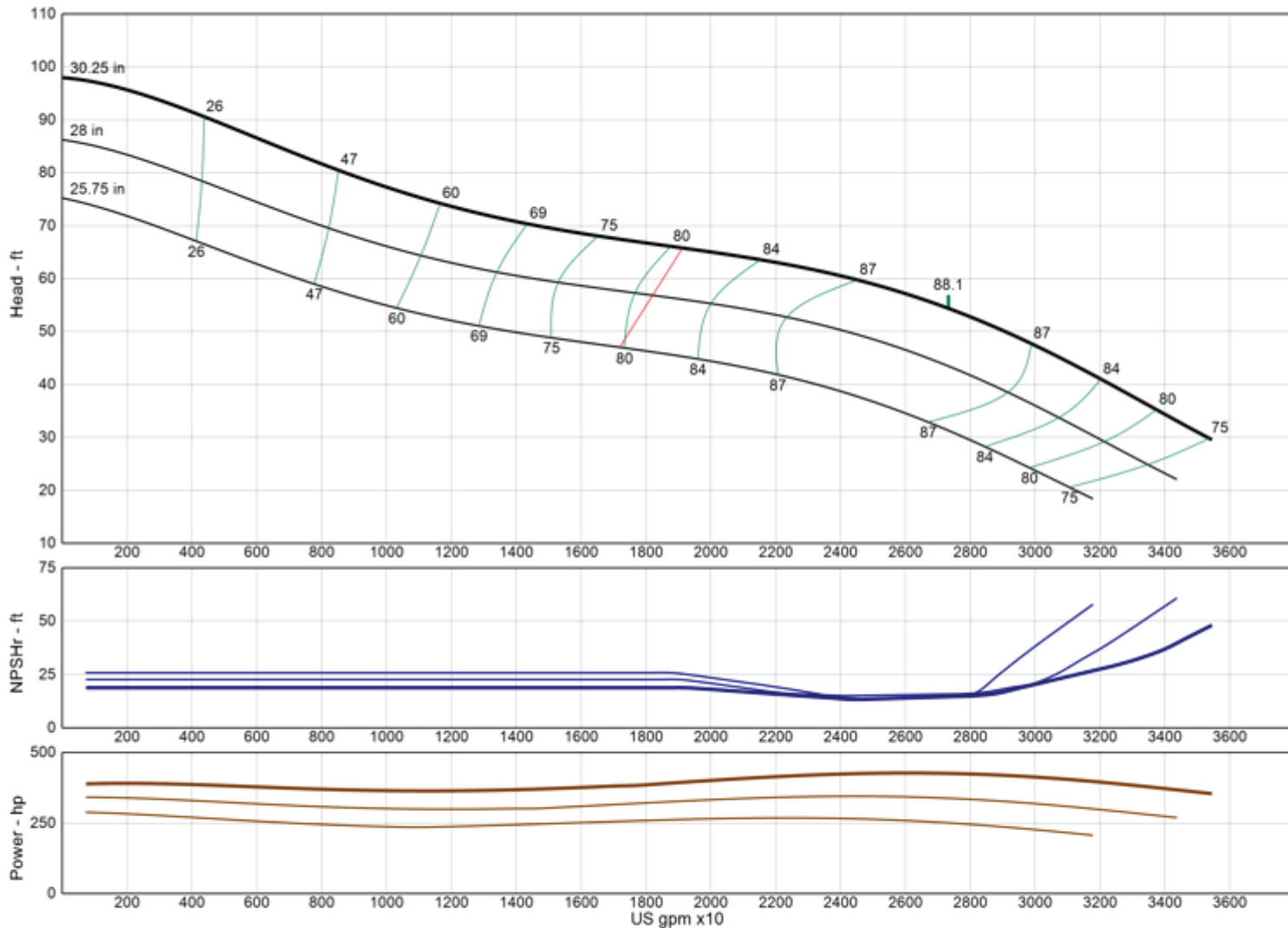
Lubbock, Texas

NOMINAL BOWL PERFORMANCE CURVE AND DATA BASED ON PUMPING CLEAR, NON-AERATED WATER AND USING STANDARD MATERIALS OF CONSTRUCTION. RATED POINT ONLY CAN BE GUARANTEED BY THE FACTORY. CURVES REPRESENT SINGLE STAGE AVERAGE PERFORMANCE BASED ON TEST OF MULTI-STAGE BOWL ASSEMBLY. EFFICIENCY CORRECTION APPLIES DIRECTLY TO EFFICIENCY (-) AND HEAD (x) FOR LESSER STAGES. ACTUAL DRIVER OPERATING SPEED SHOULD BE VERIFIED.

MODEL 44GLC

(Effective November 04, 2019)

Vertical Turbine Pump



Model	44GLC
RPM	490
Freq Poles	50 Hz 12-pole
Pump Type	Lineshaft
EFFICIENCY CORRECTION	
1-STAGE	0.0
2-STAGE	0.0
3-STAGE	0.0
4-STAGE	0.0
Impeller Type	Enclosed
Ns	4045
Thrust K-Factor	253.70 lb/ft
Bowl OD	44.00 in
Bowl Lateral	3.73 in
Max PSI	330 psi
Thd Disch Size	--

TURBINE OPERATIONS

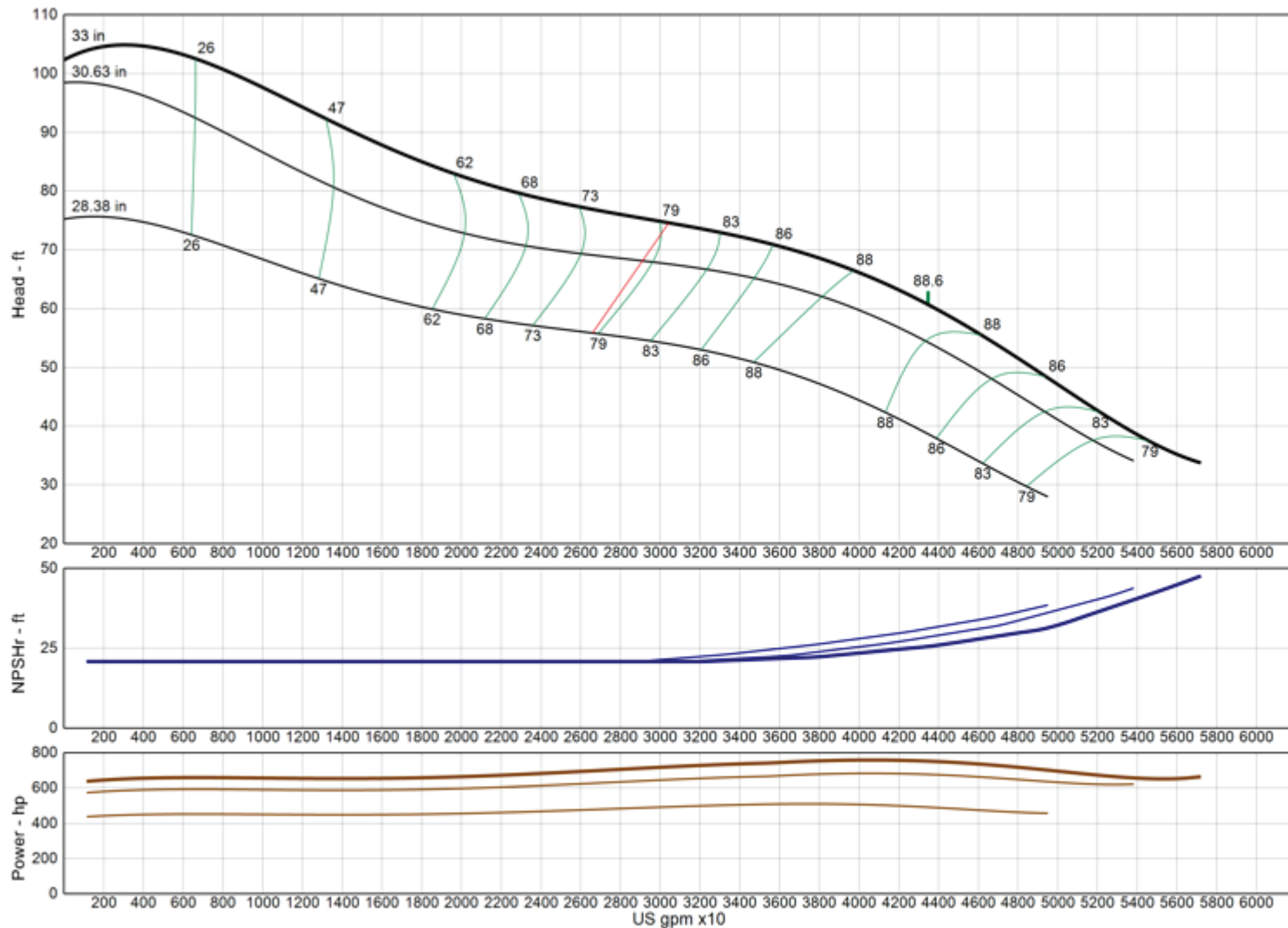
Lubbock, Texas

NOMINAL BOWL PERFORMANCE CURVE AND DATA BASED ON PUMPING CLEAR, NON-AERATED WATER AND USING STANDARD MATERIALS OF CONSTRUCTION. RATED POINT ONLY CAN BE GUARANTEED BY THE FACTORY. CURVES REPRESENT SINGLE STAGE AVERAGE PERFORMANCE BASED ON TEST OF MULTI-STAGE BOWL ASSEMBLY. EFFICIENCY CORRECTION APPLIES DIRECTLY TO EFFICIENCY (-) AND HEAD (x) FOR LESSER STAGES. ACTUAL DRIVER OPERATING SPEED SHOULD BE VERIFIED.

MODEL 48GHC

(Effective November 04, 2019)

Vertical Turbine Pump



Model	48GHC
RPM	490
Freq Poles	50 Hz 12-pole
Pump Type	Lineshaft
EFFICIENCY CORRECTION	
1-STAGE	0.0
2-STAGE	0.0
3-STAGE	0.0
4-STAGE	0.0
Impeller Type	Enclosed
Ns	4700
Thrust K-Factor	306.40 lb/ft
Bowl OD	48.00 in
Bowl Lateral	4.22 in
Max PSI	330 psi
Thd Disch Size	--

TURBINE OPERATIONS

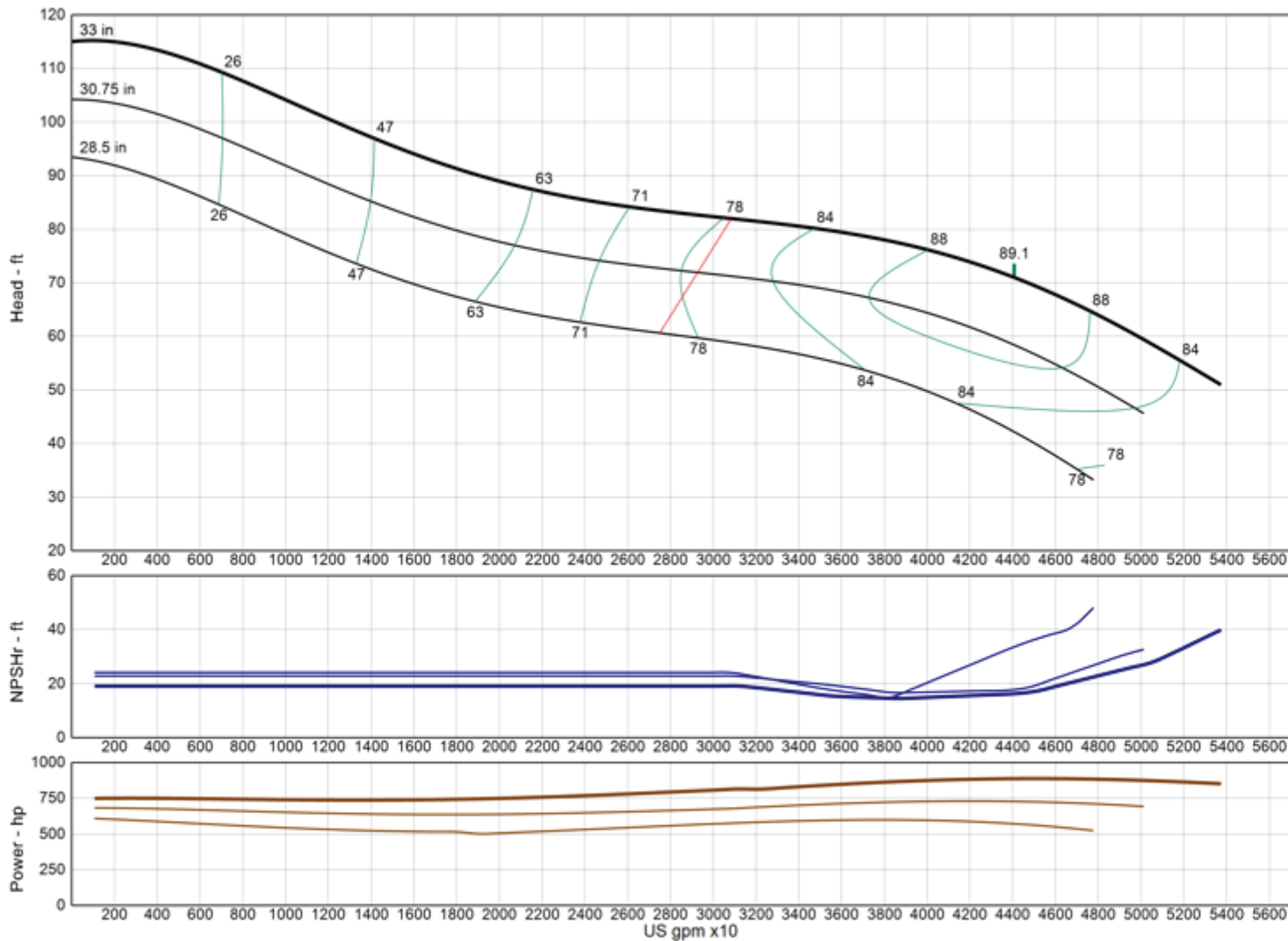
Lubbock, Texas

NOMINAL BOWL PERFORMANCE CURVE AND DATA BASED ON PUMPING CLEAR, NON-AERATED WATER AND USING STANDARD MATERIALS OF CONSTRUCTION. RATED POINT ONLY CAN BE GUARANTEED BY THE FACTORY. CURVES REPRESENT SINGLE STAGE AVERAGE PERFORMANCE BASED ON TEST OF MULTI-STAGE BOWL ASSEMBLY. EFFICIENCY CORRECTION APPLIES DIRECTLY TO EFFICIENCY (-) AND HEAD (x) FOR LESSER STAGES. ACTUAL DRIVER OPERATING SPEED SHOULD BE VERIFIED.

MODEL 48GHXC

(Effective November 04, 2019)

Vertical Turbine Pump



Model	48GHXC
RPM	490
Freq Poles	50 Hz 12-pole
Pump Type	Lineshaft
EFFICIENCY CORRECTION	
1-STAGE	0.0
2-STAGE	0.0
3-STAGE	0.0
4-STAGE	0.0
Impeller Type	Enclosed
Ns	4205
Thrust K-Factor	360.10 lb/ft
Bowl OD	48.00 in
Bowl Lateral	4.22 in
Max PSI	330 psi
Thd Disch Size	--

TURBINE OPERATIONS

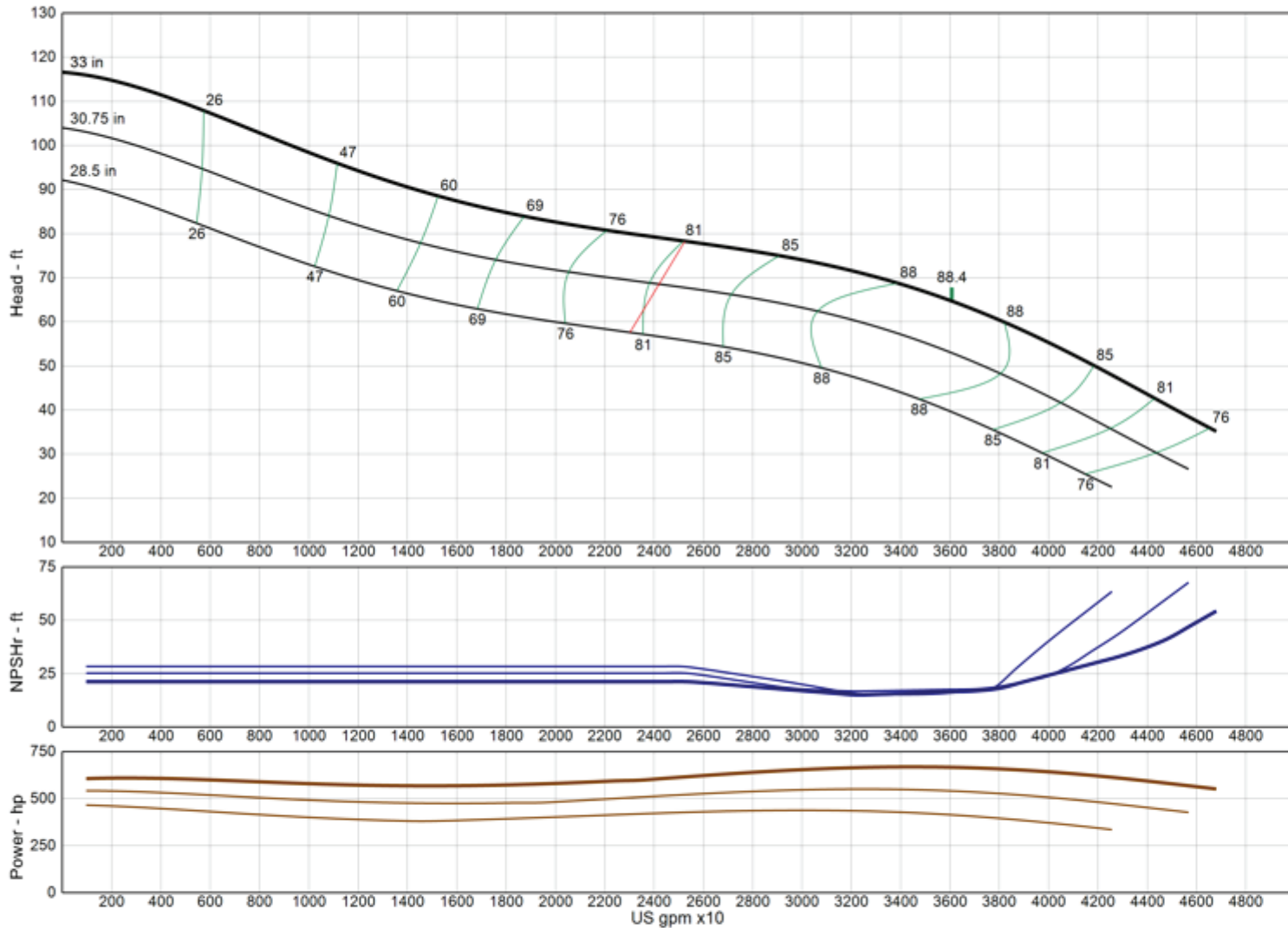
Lubbock, Texas

NOMINAL BOWL PERFORMANCE CURVE AND DATA BASED ON PUMPING CLEAR, NON-AERATED WATER AND USING STANDARD MATERIALS OF CONSTRUCTION. RATED POINT ONLY CAN BE GUARANTEED BY THE FACTORY. CURVES REPRESENT SINGLE STAGE AVERAGE PERFORMANCE BASED ON TEST OF MULTI-STAGE BOWL ASSEMBLY. EFFICIENCY CORRECTION APPLIES DIRECTLY TO EFFICIENCY (-) AND HEAD (x) FOR LESSER STAGES. ACTUAL DRIVER OPERATING SPEED SHOULD BE VERIFIED.

MODEL 48GLC

(Effective November 04, 2019)

Vertical Turbine Pump



Model	48GLC
RPM	490
Freq Poles	50 Hz 12-pole
Pump Type	Lineshaft
EFFICIENCY CORRECTION	
1-STAGE	0.0
2-STAGE	0.0
3-STAGE	0.0
4-STAGE	0.0
Impeller Type	Enclosed
Ns	4080
Thrust K-Factor	298.90 lb/ft
Bowl OD	48.00 in
Bowl Lateral	4.22 in
Max PSI	330 psi
Thd Disch Size	--

TURBINE OPERATIONS

Lubbock, Texas

NOMINAL BOWL PERFORMANCE CURVE AND DATA BASED ON PUMPING CLEAR, NON-AERATED WATER AND USING STANDARD MATERIALS OF CONSTRUCTION. RATED POINT ONLY CAN BE GUARANTEED BY THE FACTORY. CURVES REPRESENT SINGLE STAGE AVERAGE PERFORMANCE BASED ON TEST OF MULTI-STAGE BOWL ASSEMBLY. EFFICIENCY CORRECTION APPLIES DIRECTLY TO EFFICIENCY (-) AND HEAD (x) FOR LESSER STAGES. ACTUAL DRIVER OPERATING SPEED SHOULD BE VERIFIED.

Xylem |'zīləm|

- 1) The tissue in plants that brings water upward from the roots;
- 2) a leading global water technology company.

We're a global team unified in a common purpose: creating advanced technology solutions to the world's water challenges. Developing new technologies that will improve the way water is used, conserved, and re-used in the future is central to our work. Our products and services move, treat, analyze, monitor and return water to the environment, in public utility, industrial, residential and commercial building services settings. Xylem also provides a leading portfolio of smart metering, network technologies and advanced analytics solutions for water, electric and gas utilities. In more than 150 countries, we have strong, long-standing relationships with customers who know us for our powerful combination of leading product brands and applications expertise with a strong focus on developing comprehensive, sustainable solutions.

For more information on how Xylem can help you, go to www.xylem.com



Xylem Inc.
P.O. Box 5487
Lubbock, TX 79408
Tel +1.806.763.7867
Fax +1.800.453.4749
www.xylem.com

Xylem and Bell & Gossett are trademarks of Xylem Inc. or one of its subsidiaries.
Goulds is a registered trademark of Goulds Pumps, Inc. and is used under license.
© 2021 Xylem Inc. C500 June 2021