

Lineshaft Turbine Pump Curves

750 RPM CURVES - 50 CYCLE PERFORMANCE

INDEX – 50 CYCLE PERFORMANCE – 750 RPM

Page	Model	RPM	Date Issued
4	6MO	740	July 17, 2019
5	10MO	740	July 17, 2019
6	12MLO	740	July 17, 2019
7	12MMO	740	July 17, 2019
8	18DXC	740	July 17, 2019
9	18GHXC	740	December 18, 2019
10	20EHC	740	July 17, 2019
11	20EHXC	740	April 18, 2023
12	20ELC	740	July 17, 2019
13	20GHC	740	December 18, 2019
14	20GHXC	740	May 9, 2024
15	20GLC	740	July 17, 2019
16	20GLXC	740	July 17, 2019
17	20RCHC	740	July 17, 2019
18	20RCLC	740	July 17, 2019
19	24CHC	740	July 17, 2019
20	24CLC	740	July 17, 2019
21	24DMC	740	July 17, 2019
22	24DXC	740	July 17, 2019
23	24EHC	740	July 17, 2019
24	24ELC	740	July 17, 2019
25	24FHC	740	July 17, 2019
26	24GHC	740	July 17, 2019
27	24GHXC	740	July 17, 2019
28	24GLC	740	July 17, 2019
29	26GHC	740	July 17, 2019
30	26GHXC	740	July 17, 2019
31	28BHC	740	July 17, 2019
32	28BLC	740	July 17, 2019
33	28GHC	740	July 17, 2019
34	28GHXC	740	July 17, 2019
35	30BHC	740	July 17, 2019

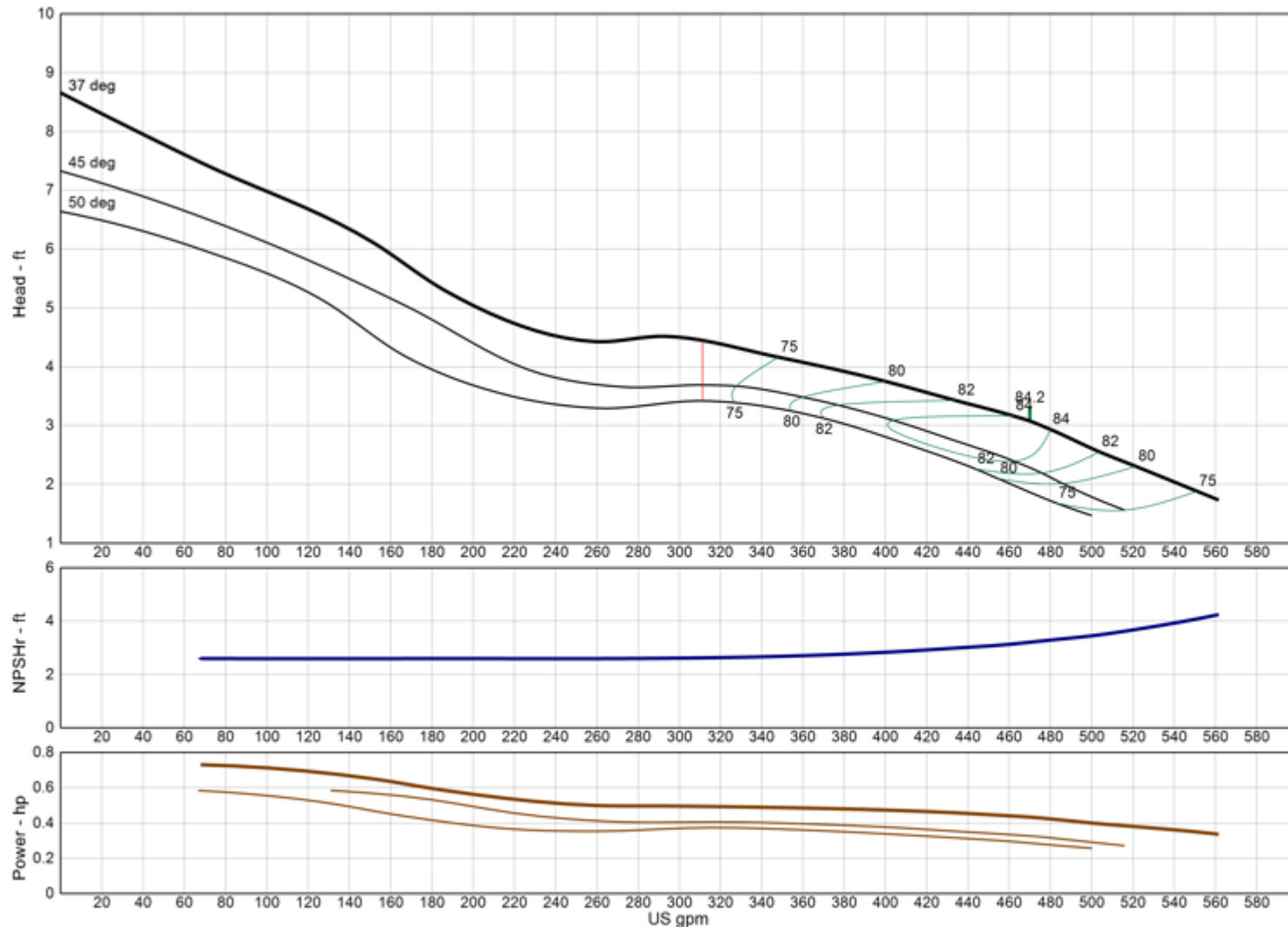
INDEX – 50 CYCLE PERFORMANCE – 750 RPM

Page	Model	RPM	Date Issued
36	30GHC	740	November 04, 2019
37	30GHXC	740	November 04, 2019
38	30GLC	740	November 04, 2019
39	32GHC	740	November 04, 2019
40	32GHXC	740	November 04, 2019
41	32GLC	740	November 04, 2019
42	34GHC	740	November 04, 2019
43	34GHXC	740	November 04, 2019
44	34GLC	740	November 04, 2019
45	36GHC	740	November 04, 2019
46	36GHXC	740	November 04, 2019
47	36GLC	740	November 04, 2019
48	40GHC	740	November 04, 2019
49	40GHXC	740	November 04, 2019
50	40GLC	740	November 04, 2019
51	44GHC	740	November 04, 2019
52	44GHXC	740	November 04, 2019
53	44GLC	740	November 04, 2019

MODEL 6MMO

(Effective July 17, 2019)

Vertical Turbine Pump



Model	6MMO
RPM	740
Freq Poles	50 Hz 8-pole
Pump Type	Lineshaft
EFFICIENCY CORRECTION	
1-STAGE	0.0
2-STAGE	0.0
3-STAGE	0.0
4-STAGE	0.0
Impeller Type	Open
Ns	6900
Thrust K-Factor	0.00 lb/ft
Bowl OD	0.00 in
Bowl Lateral	0.00 in
Max PSI	450 psi
Thd Disch Size	8", 10"

TURBINE OPERATIONS

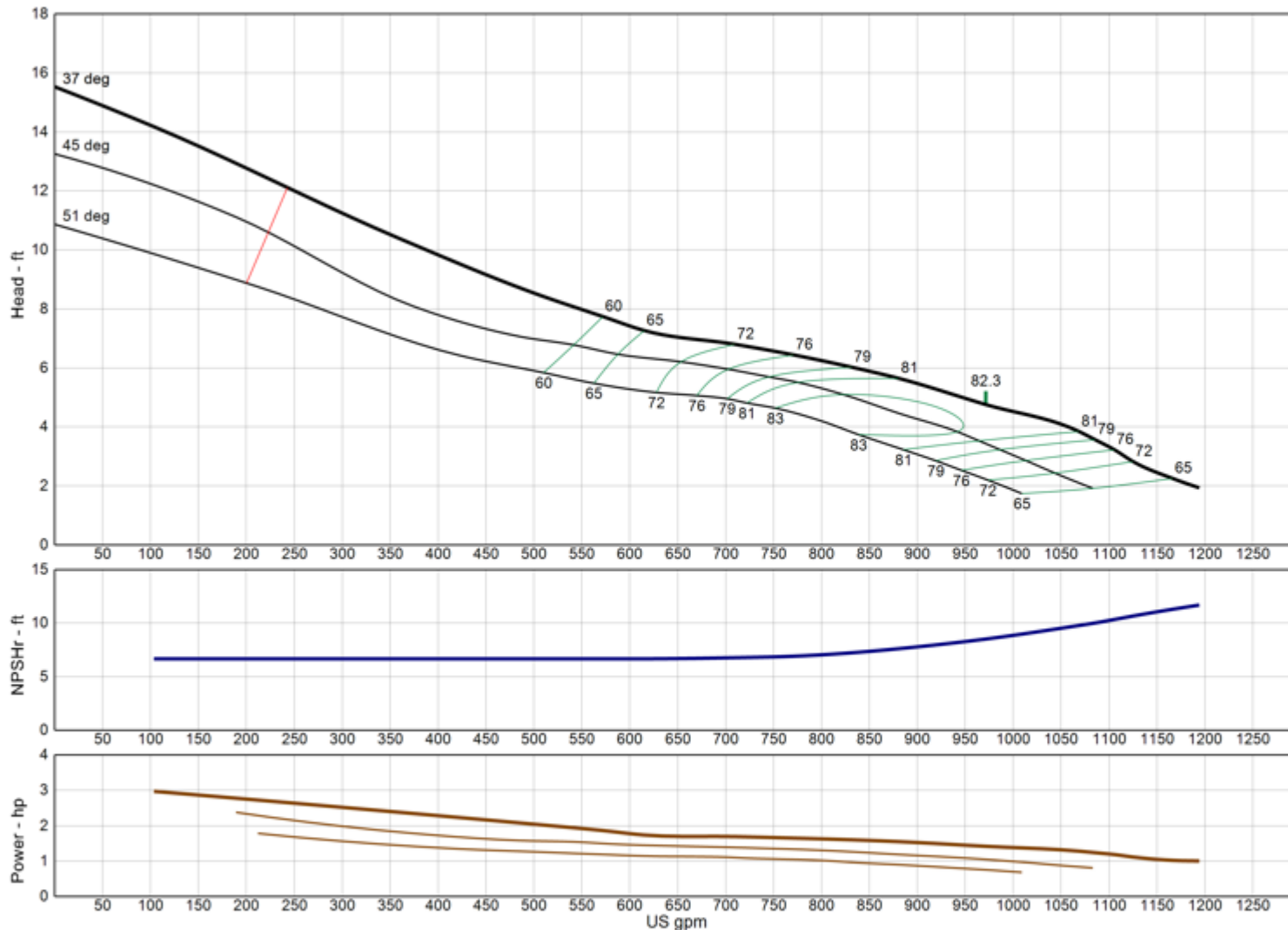
Lubbock, Texas

NOMINAL BOWL PERFORMANCE CURVE AND DATA BASED ON PUMPING CLEAR, NON-AERATED WATER AND USING STANDARD MATERIALS OF CONSTRUCTION. RATED POINT ONLY CAN BE GUARANTEED BY THE FACTORY. CURVES REPRESENT SINGLE STAGE AVERAGE PERFORMANCE BASED ON TEST OF MULTI-STAGE BOWL ASSEMBLY. EFFICIENCY CORRECTION APPLIES DIRECTLY TO EFFICIENCY (-) AND HEAD (x) FOR LESSER STAGES. ACTUAL DRIVER OPERATING SPEED SHOULD BE VERIFIED.

MODEL 10MMO

(Effective July 17, 2019)

Vertical Turbine Pump



Model	10MMO
RPM	740
Freq Poles	50 Hz 8-pole
Pump Type	Lineshaft
EFFICIENCY CORRECTION	
1-STAGE	0.0
2-STAGE	0.0
3-STAGE	0.0
4-STAGE	0.0
Impeller Type	Open
Ns	7120
Thrust K-Factor	0.00 lb/ft
Bowl OD	0.00 in
Bowl Lateral	0.00 in
Max PSI	370 psi
Thd Disch Size	10", 12"

TURBINE OPERATIONS

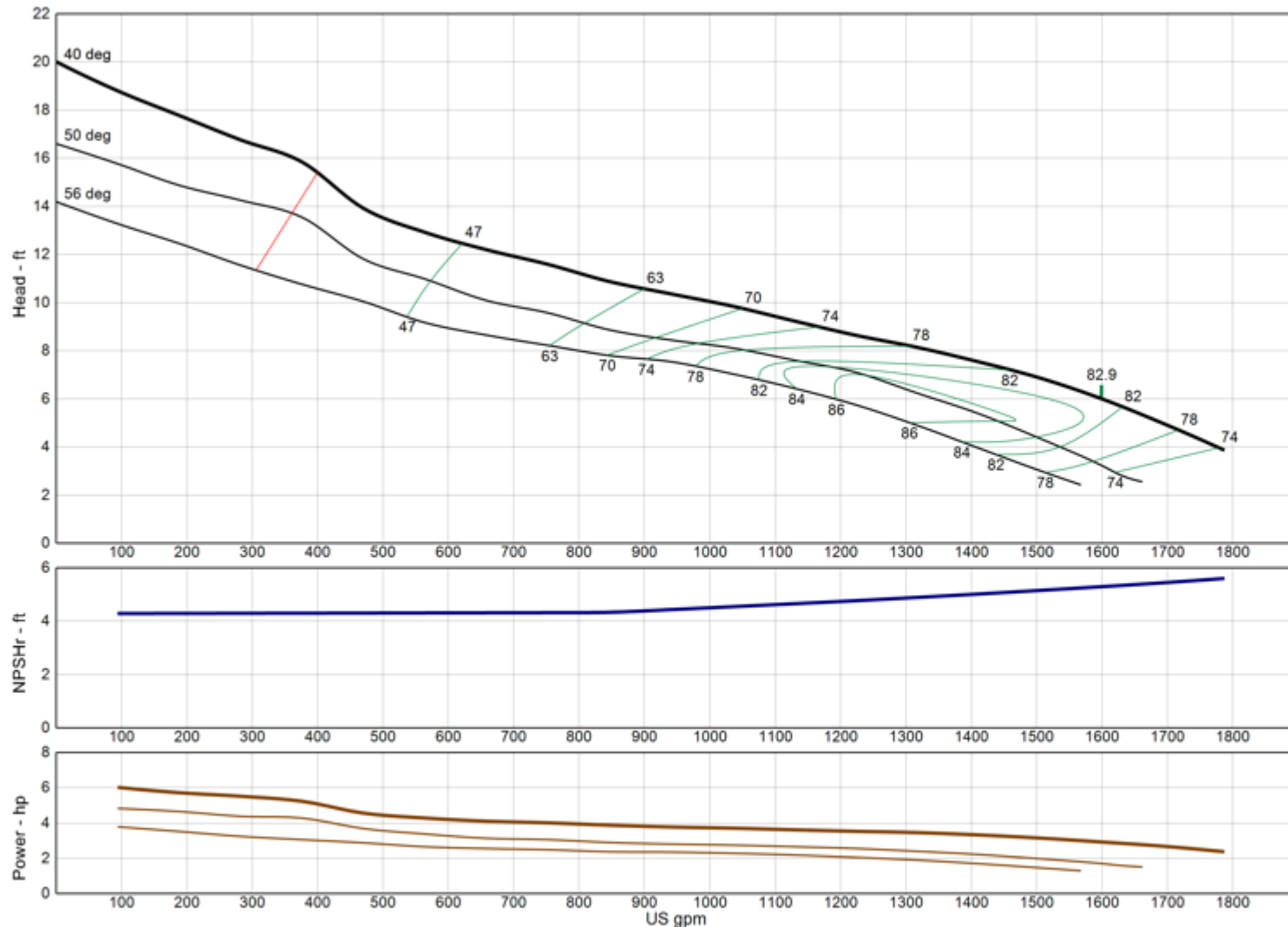
Lubbock, Texas

NOMINAL BOWL PERFORMANCE CURVE AND DATA BASED ON PUMPING CLEAR, NON-AERATED WATER AND USING STANDARD MATERIALS OF CONSTRUCTION. RATED POINT ONLY CAN BE GUARANTEED BY THE FACTORY. CURVES REPRESENT SINGLE STAGE AVERAGE PERFORMANCE BASED ON TEST OF MULTI-STAGE BOWL ASSEMBLY. EFFICIENCY CORRECTION APPLIES DIRECTLY TO EFFICIENCY (-) AND HEAD (x) FOR LESSER STAGES. ACTUAL DRIVER OPERATING SPEED SHOULD BE VERIFIED.

MODEL 12MLO

(Effective July 17, 2019)

Vertical Turbine Pump



Model	12MLO
RPM	740
Freq Poles	50 Hz 8-pole
Pump Type	Lineshaft
EFFICIENCY CORRECTION	
1-STAGE	0.0
2-STAGE	0.0
3-STAGE	0.0
4-STAGE	0.0
Impeller Type	Open
Ns	7710
Thrust K-Factor	31.50 lb/ft
Bowl OD	0.00 in
Bowl Lateral	0.00 in
Max PSI	340 psi
Thd Disch Size	12", 14"

TURBINE OPERATIONS

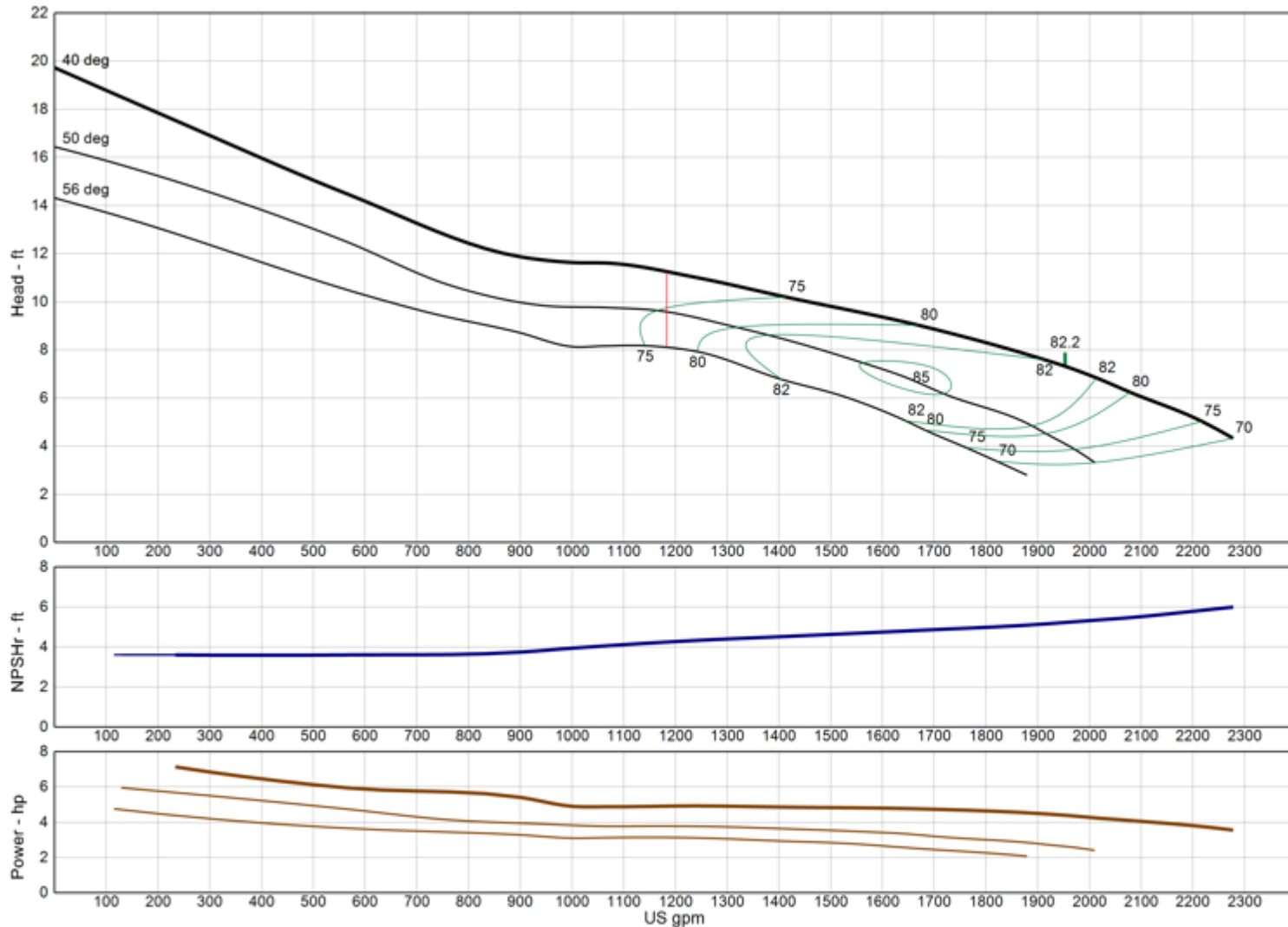
Lubbock, Texas

NOMINAL BOWL PERFORMANCE CURVE AND DATA BASED ON PUMPING CLEAR, NON-AERATED WATER AND USING STANDARD MATERIALS OF CONSTRUCTION. RATED POINT ONLY CAN BE GUARANTEED BY THE FACTORY. CURVES REPRESENT SINGLE STAGE AVERAGE PERFORMANCE BASED ON TEST OF MULTI-STAGE BOWL ASSEMBLY. EFFICIENCY CORRECTION APPLIES DIRECTLY TO EFFICIENCY (-) AND HEAD (x) FOR LESSER STAGES. ACTUAL DRIVER OPERATING SPEED SHOULD BE VERIFIED.

MODEL 12MMO

(Effective July 17, 2019)

Vertical Turbine Pump



Model	12MMO
RPM	740
Freq Poles	50 Hz 8-pole
Pump Type	Lineshaft
EFFICIENCY CORRECTION	
1-STAGE	0.0
2-STAGE	0.0
3-STAGE	0.0
4-STAGE	0.0
Impeller Type	Open
Ns	7460
Thrust K-Factor	0.00 lb/ft
Bowl OD	0.00 in
Bowl Lateral	0.00 in
Max PSI	340 psi
Thd Disch Size	12", 14"

TURBINE OPERATIONS

Lubbock, Texas

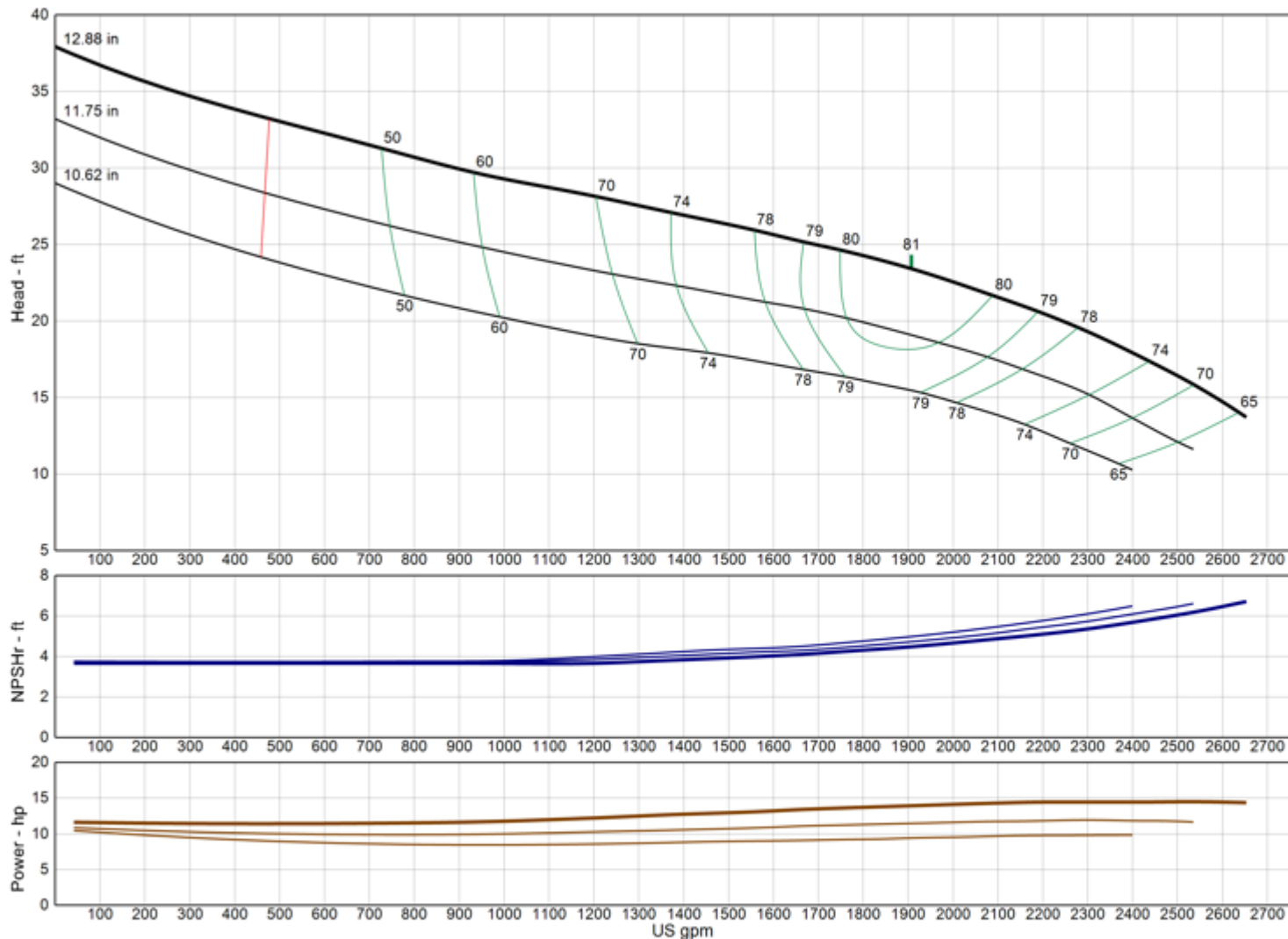
NOMINAL BOWL PERFORMANCE CURVE AND DATA BASED ON PUMPING CLEAR, NON-AERATED WATER AND USING STANDARD MATERIALS OF CONSTRUCTION. RATED POINT ONLY CAN BE GUARANTEED BY THE FACTORY. CURVES REPRESENT SINGLE STAGE AVERAGE PERFORMANCE BASED ON TEST OF MULTI-STAGE BOWL ASSEMBLY. EFFICIENCY CORRECTION APPLIES DIRECTLY TO EFFICIENCY (-) AND HEAD (x) FOR LESSER STAGES. ACTUAL DRIVER OPERATING SPEED SHOULD BE VERIFIED.



MODEL 18DXC

(Effective July 17, 2019)

Vertical Turbine Pump



Model	18DXC
RPM	740
Freq Poles	50 Hz 8-pole
Pump Type	Lineshaft
EFFICIENCY CORRECTION	
1-STAGE	0.0
2-STAGE	0.0
3-STAGE	0.0
4-STAGE	0.0
Impeller Type	Enclosed
Ns	3035
Thrust K-Factor	32.00 lb/ft
Bowl OD	17.75 in
Bowl Lateral	0.75 in
Max PSI	380 psi
Thd Disch Size	--

TURBINE OPERATIONS

Lubbock, Texas

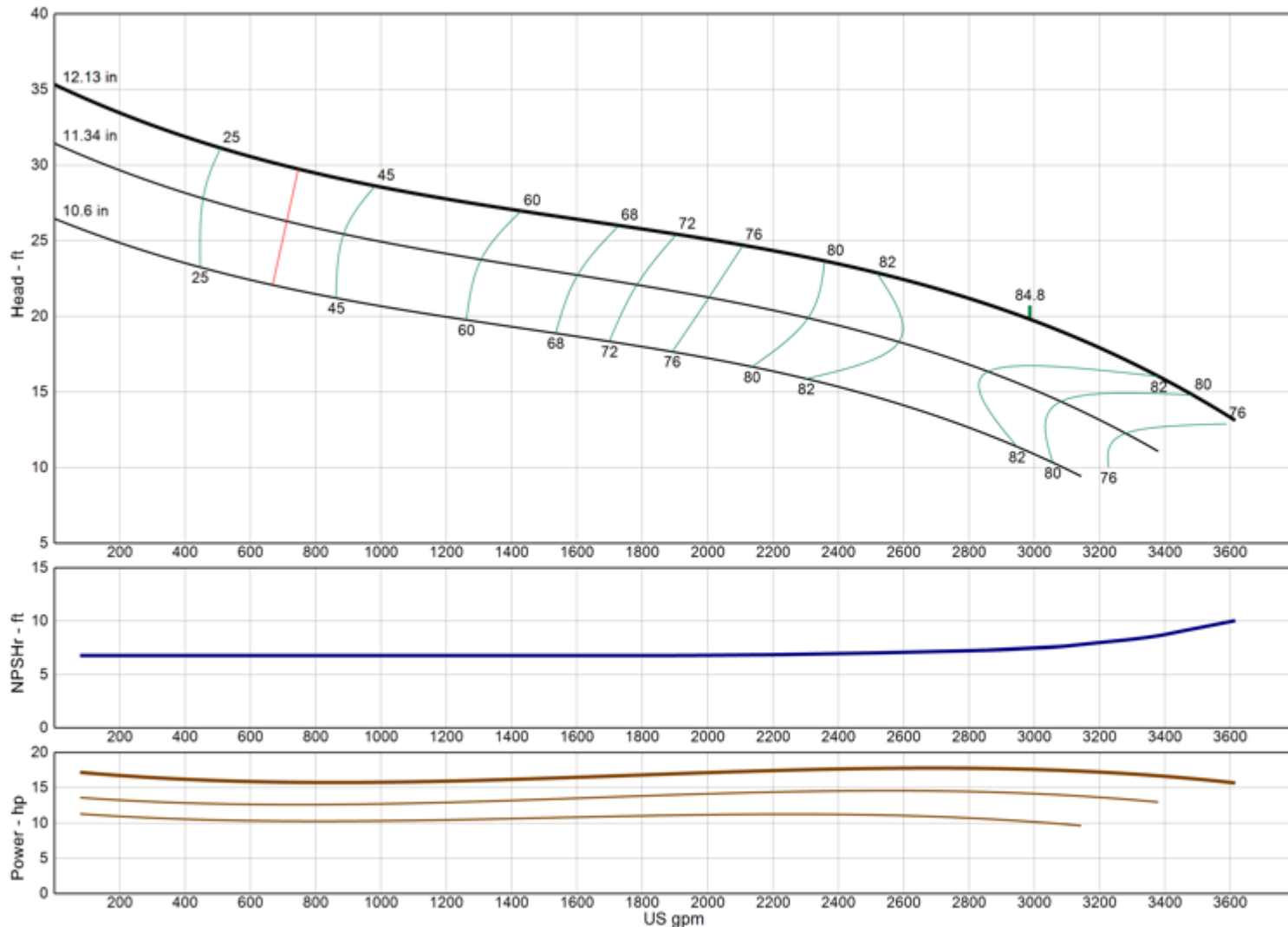
NOMINAL BOWL PERFORMANCE CURVE AND DATA BASED ON PUMPING CLEAR, NON-AERATED WATER AND USING STANDARD MATERIALS OF CONSTRUCTION. RATED POINT ONLY CAN BE GUARANTEED BY THE FACTORY. CURVES REPRESENT SINGLE STAGE AVERAGE PERFORMANCE BASED ON TEST OF MULTI-STAGE BOWL ASSEMBLY. EFFICIENCY CORRECTION APPLIES DIRECTLY TO EFFICIENCY (-) AND HEAD (x) FOR LESSER STAGES. ACTUAL DRIVER OPERATING SPEED SHOULD BE VERIFIED.



MODEL 18GHXC

(Effective December 18, 2019)

Vertical Turbine Pump



Model	18GHXC
RPM	740
Freq Poles	50 Hz 8-pole
Pump Type	Lineshaft
EFFICIENCY CORRECTION	
1-STAGE	0.0
2-STAGE	0.0
3-STAGE	0.0
4-STAGE	0.0
Impeller Type	Enclosed
Ns	4305
Thrust K-Factor	39.50 lb/ft
Bowl OD	18.50 in
Bowl Lateral	1.14 in
Max PSI	410 psi
Thd Disch Size	--

TURBINE OPERATIONS

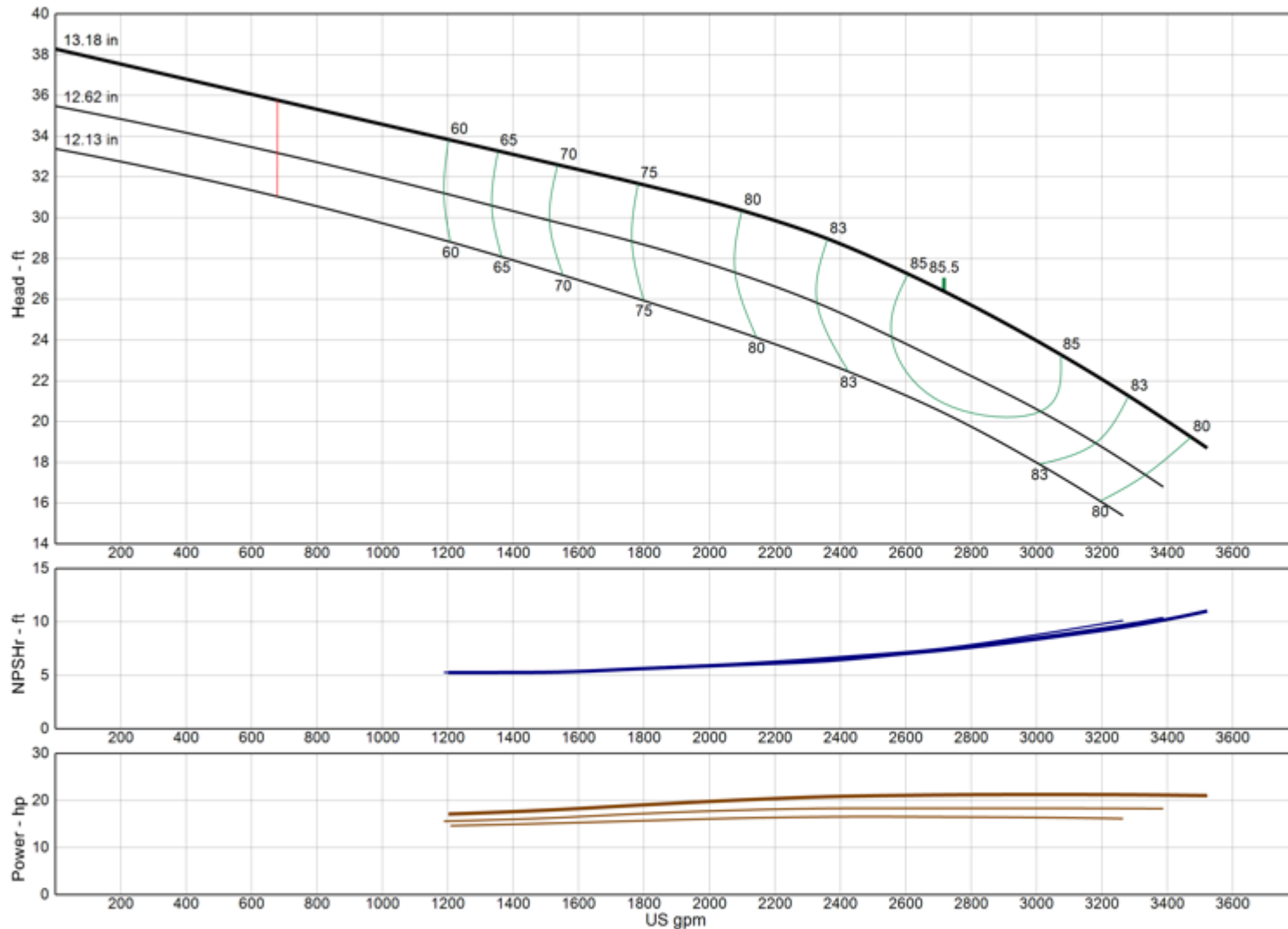
Lubbock, Texas

NOMINAL BOWL PERFORMANCE CURVE AND DATA BASED ON PUMPING CLEAR, NON-AERATED WATER AND USING STANDARD MATERIALS OF CONSTRUCTION. RATED POINT ONLY CAN BE GUARANTEED BY THE FACTORY. CURVES REPRESENT SINGLE STAGE AVERAGE PERFORMANCE BASED ON TEST OF MULTI-STAGE BOWL ASSEMBLY. EFFICIENCY CORRECTION APPLIES DIRECTLY TO EFFICIENCY (-) AND HEAD (x) FOR LESSER STAGES. ACTUAL DRIVER OPERATING SPEED SHOULD BE VERIFIED.

MODEL 20EHC

(Effective July 17, 2019)

Vertical Turbine Pump



Model	20EHC
RPM	740
Freq Poles	50 Hz 8-pole
Pump Type	Lineshaft
EFFICIENCY CORRECTION	
1-STAGE	0.0
2-STAGE	0.0
3-STAGE	0.0
4-STAGE	0.0
Impeller Type	Enclosed
Ns	3315
Thrust K-Factor	36.00 lb/ft
Bowl OD	18.94 in
Bowl Lateral	0.88 in
Max PSI	370 psi
Thd Disch Size	12", 14"

TURBINE OPERATIONS

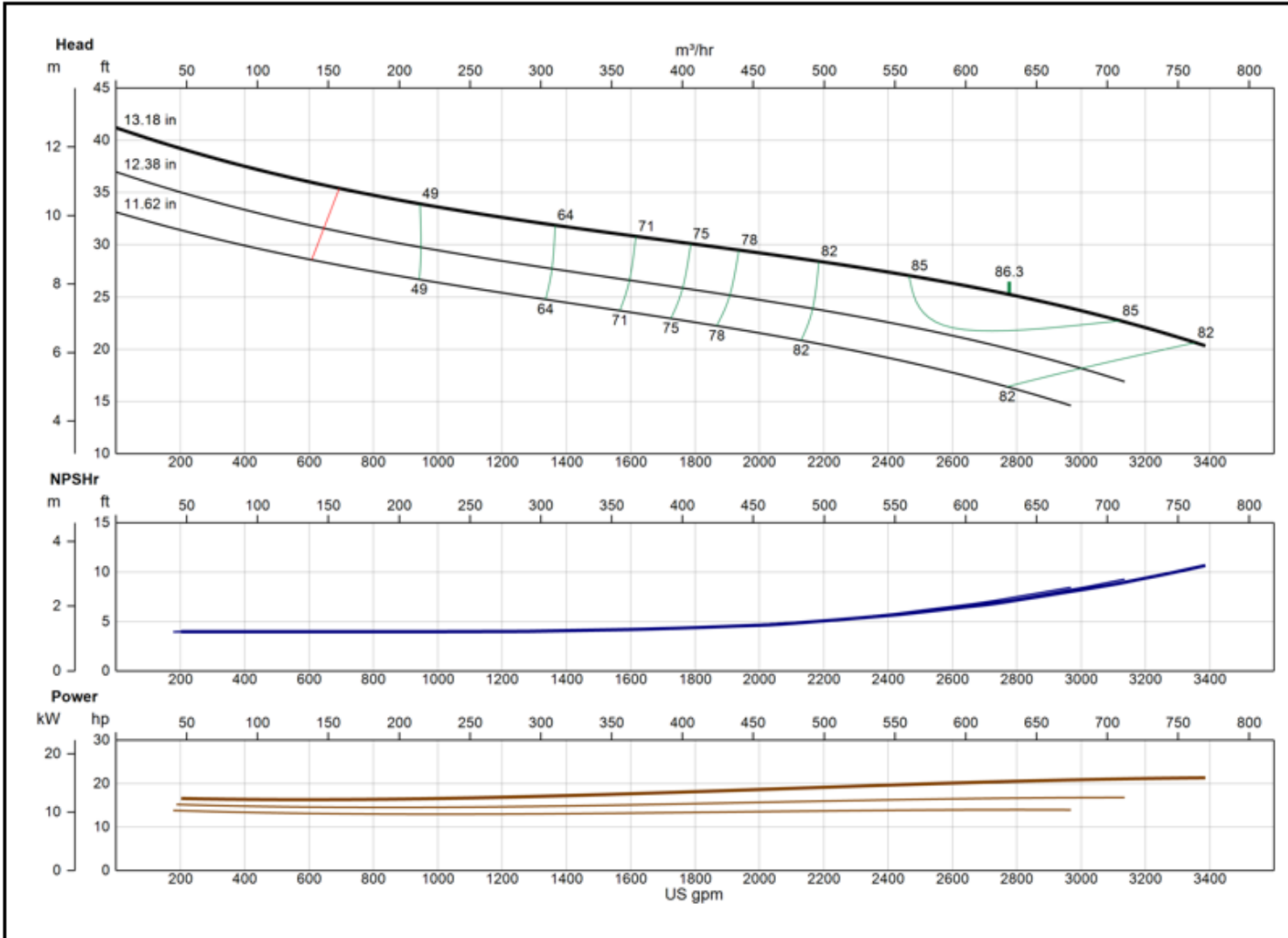
Lubbock, Texas

NOMINAL BOWL PERFORMANCE CURVE AND DATA BASED ON PUMPING CLEAR, NON-AERATED WATER AND USING STANDARD MATERIALS OF CONSTRUCTION. RATED POINT ONLY CAN BE GUARANTEED BY THE FACTORY. CURVES REPRESENT SINGLE STAGE AVERAGE PERFORMANCE BASED ON TEST OF MULTI-STAGE BOWL ASSEMBLY. EFFICIENCY CORRECTION APPLIES DIRECTLY TO EFFICIENCY (-) AND HEAD (x) FOR LESSER STAGES. ACTUAL DRIVER OPERATING SPEED SHOULD BE VERIFIED.

MODEL 20EHXC

(Effective April 18, 2023)

Vertical Turbine Pump



Model	20EHXC
RPM	740
Freq Poles	50 Hz 8-pole
Pump Type	Lineshaft
EFFICIENCY CORRECTION	
1-STAGE	0.0
2-STAGE	0.0
3-STAGE	0.0
4-STAGE	0.0
Impeller Type	Enclosed
Ns	3340
Thrust K-Factor	36.00 lb/ft
Bowl OD	18.94 in
Bowl Lateral	0.88 in
Max PSI	370 psi
Thd Disch Size	12", 14"

XYLEM AWS

Lubbock, TX

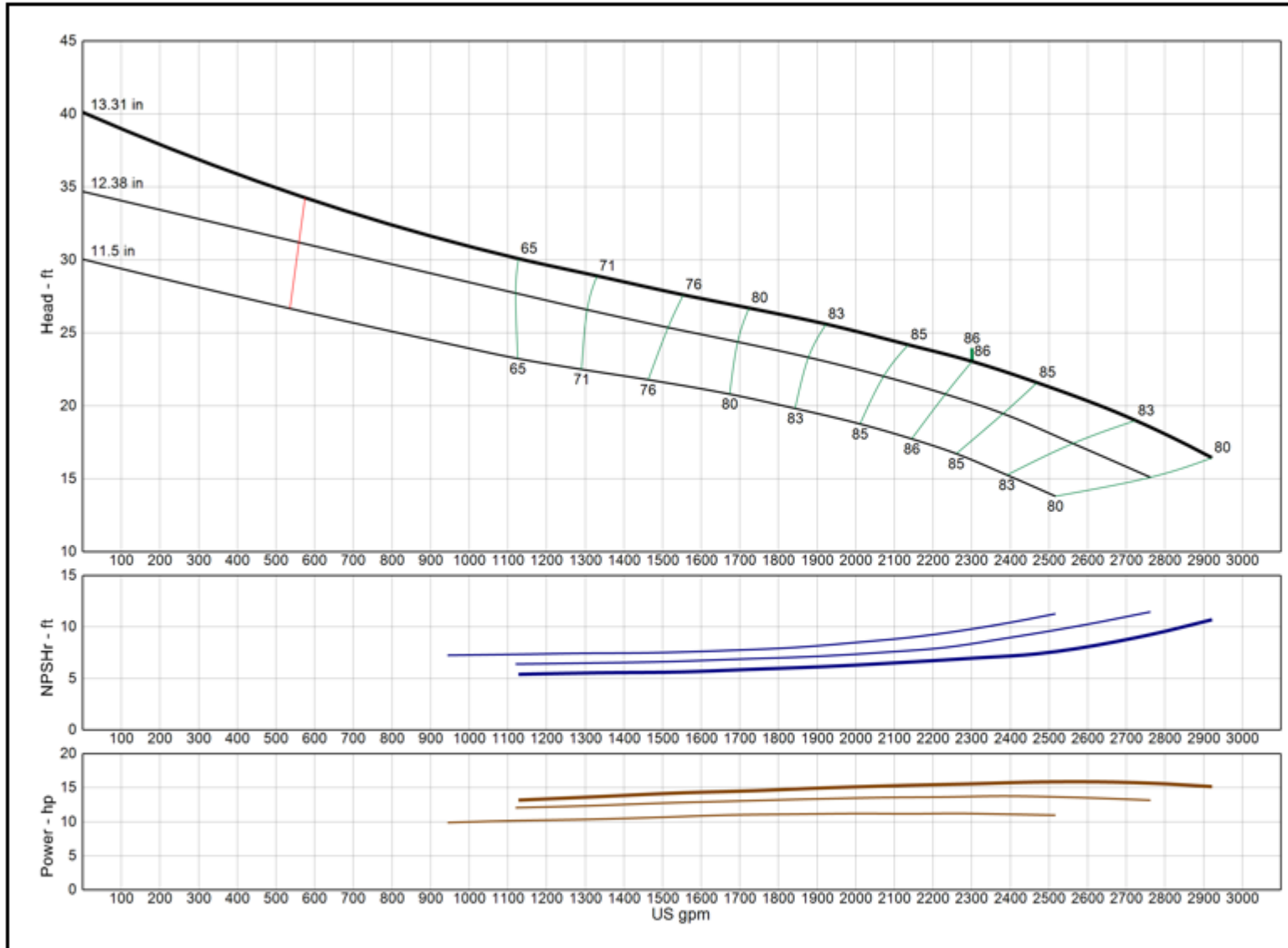
NOMINAL BOWL PERFORMANCE CURVE AND DATA BASED ON PUMPING CLEAR, NON-AERATED WATER AND USING STANDARD MATERIALS OF CONSTRUCTION. RATED POINT ONLY CAN BE GUARANTEED BY THE FACTORY. CURVES REPRESENT SINGLE STAGE AVERAGE PERFORMANCE BASED ON TEST OF MULTI-STAGE BOWL ASSEMBLY. EFFICIENCY CORRECTION APPLIES DIRECTLY TO EFFICIENCY (-) AND HEAD (x) FOR LESSER STAGES. ACTUAL DRIVER OPERATING SPEED SHOULD BE VERIFIED.



MODEL 20ELC

(Effective July 17, 2019)

Vertical Turbine Pump



Model	20ELC
RPM	740
Freq Poles	50 Hz 8-pole
Pump Type	Lineshaft
EFFICIENCY CORRECTION	
1-STAGE	-3.0
2-STAGE	-1.0
3-STAGE	0.0
4-STAGE	0.0
Impeller Type	Enclosed
Ns	3375
Thrust K-Factor	31.00 lb/ft
Bowl OD	18.94 in
Bowl Lateral	0.88 in
Max PSI	370 psi
Thd Disch Size	12", 14"

TURBINE OPERATIONS
Lubbock, Texas

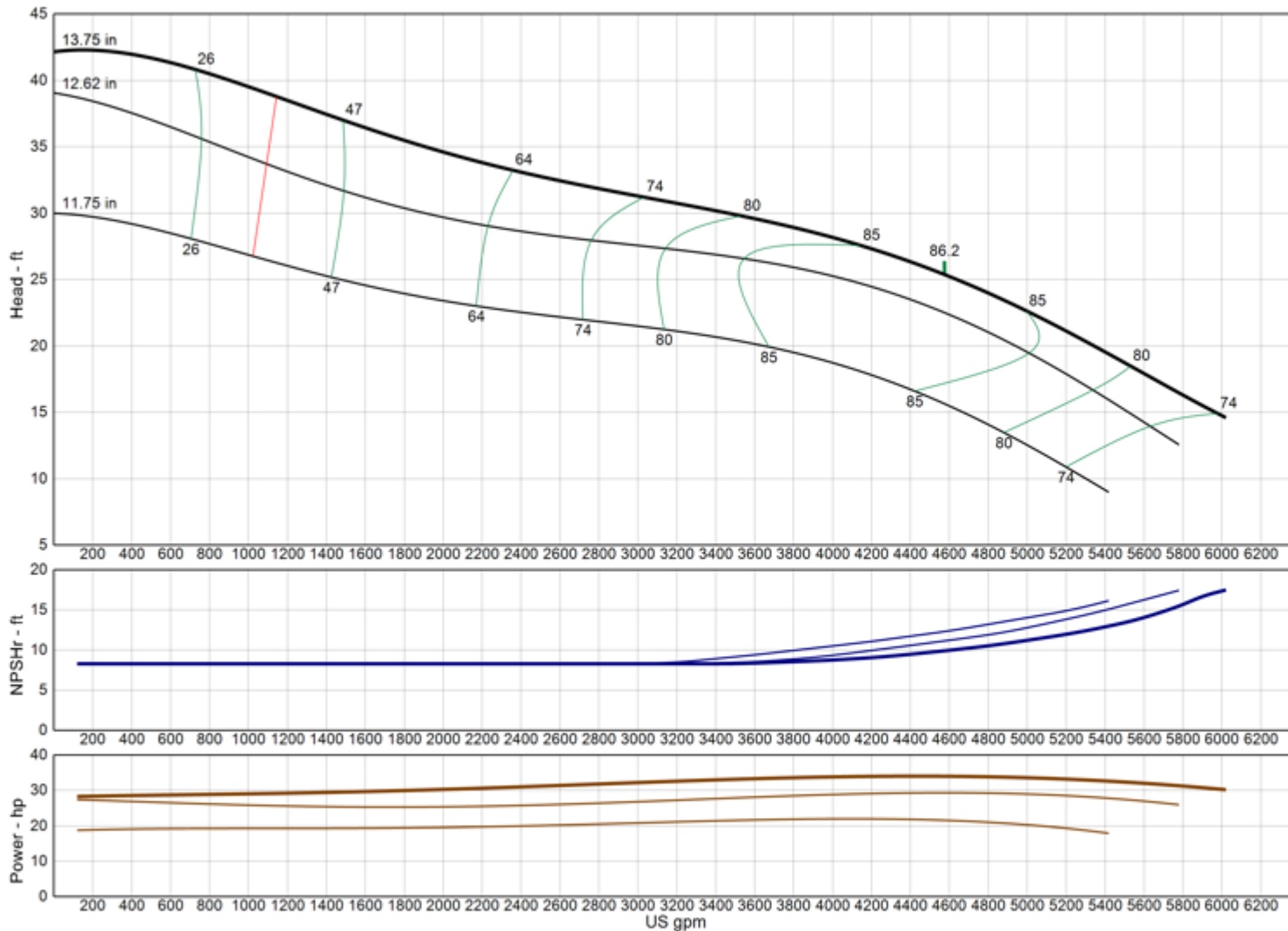
NOMINAL BOWL PERFORMANCE CURVE AND DATA BASED ON PUMPING CLEAR, NON-AERATED WATER AND USING STANDARD MATERIALS OF CONSTRUCTION. RATED POINT ONLY CAN BE GUARANTEED BY THE FACTORY. CURVES REPRESENT SINGLE STAGE AVERAGE PERFORMANCE BASED ON TEST OF MULTI-STAGE BOWL ASSEMBLY. EFFICIENCY CORRECTION APPLIES DIRECTLY TO EFFICIENCY (-) AND HEAD (x) FOR LESSER STAGES. ACTUAL DRIVER OPERATING SPEED SHOULD BE VERIFIED.



MODEL 20GHC

(Effective December 18, 2019)

Vertical Turbine Pump



Model	20GHC
RPM	740
Freq Poles	50 Hz 8-pole
Pump Type	Lineshaft
EFFICIENCY CORRECTION	
1-STAGE	-4.0
2-STAGE	-3.0
3-STAGE	-2.0
4-STAGE	-1.0
Impeller Type	Enclosed
Ns	4430
Thrust K-Factor	41.20 lb/ft
Bowl OD	20.75 in
Bowl Lateral	1.41 in
Max PSI	270 psi
Thd Disch Size	--

TURBINE OPERATIONS
Lubbock, Texas

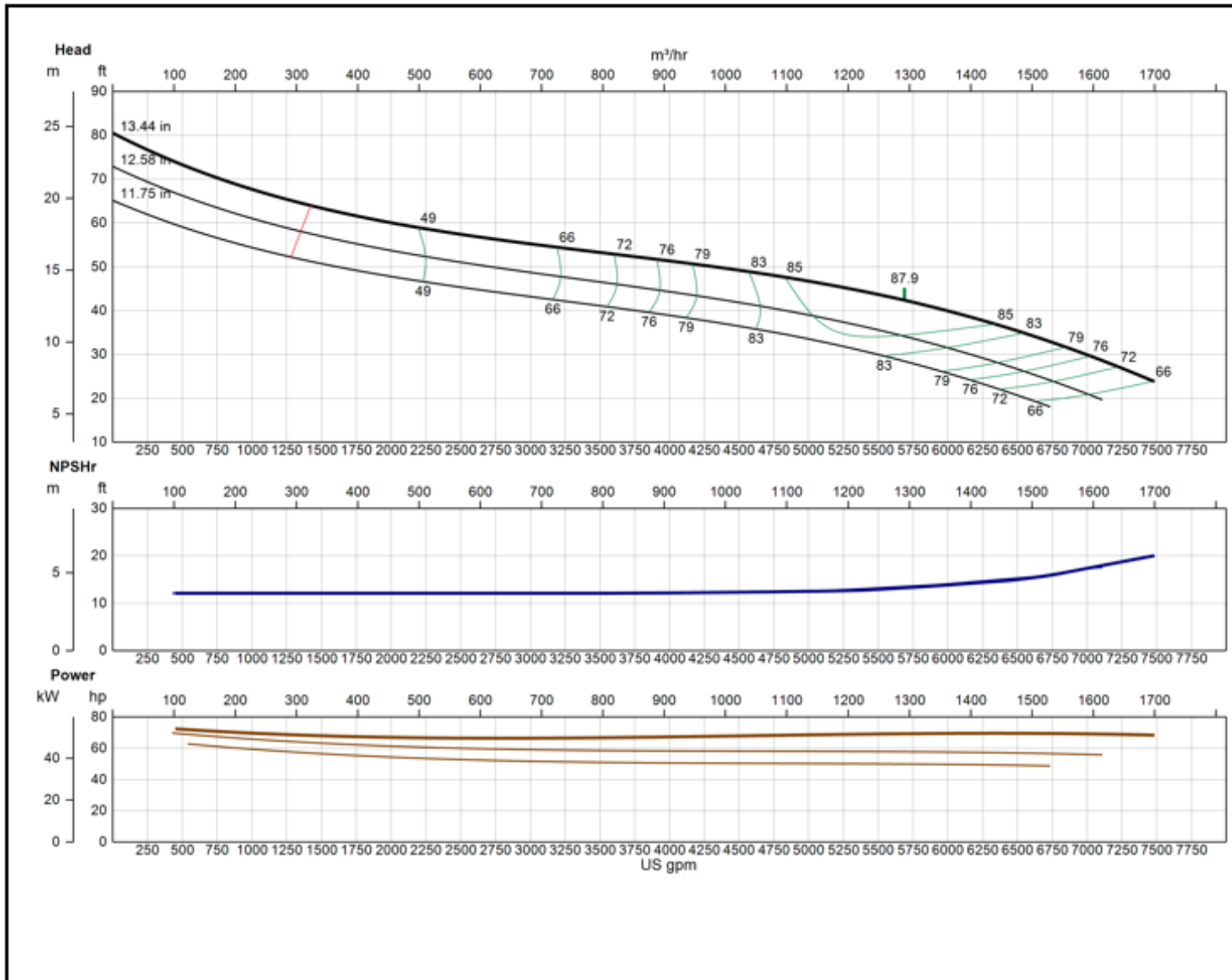
NOMINAL BOWL PERFORMANCE CURVE AND DATA BASED ON PUMPING CLEAR, NON-AERATED WATER AND USING STANDARD MATERIALS OF CONSTRUCTION. RATED POINT ONLY CAN BE GUARANTEED BY THE FACTORY. CURVES REPRESENT SINGLE STAGE AVERAGE PERFORMANCE BASED ON TEST OF MULTI-STAGE BOWL ASSEMBLY. EFFICIENCY CORRECTION APPLIES DIRECTLY TO EFFICIENCY (-) AND HEAD (x) FOR LESSER STAGES. ACTUAL DRIVER OPERATING SPEED SHOULD BE VERIFIED.



MODEL 20GHXC

(Effective May 09, 2024)

Vertical Turbine Pump



Model	20GHXC
RPM	740
Freq Poles	50 Hz 8-pole
Pump Type	Lineshaft
EFFICIENCY CORRECTION	
1-STAGE	0.0
2-STAGE	0.0
3-STAGE	0.0
4-STAGE	0.0
Impeller Type	Enclosed
Ns	4240
Thrust K-Factor	52.00 lb/ft
Bowl OD	20.75 in
Bowl Lateral	1.41 in
Max PSI	270 psi
Thd Disch Size	--

XYLEM AWS
Lubbock, TX

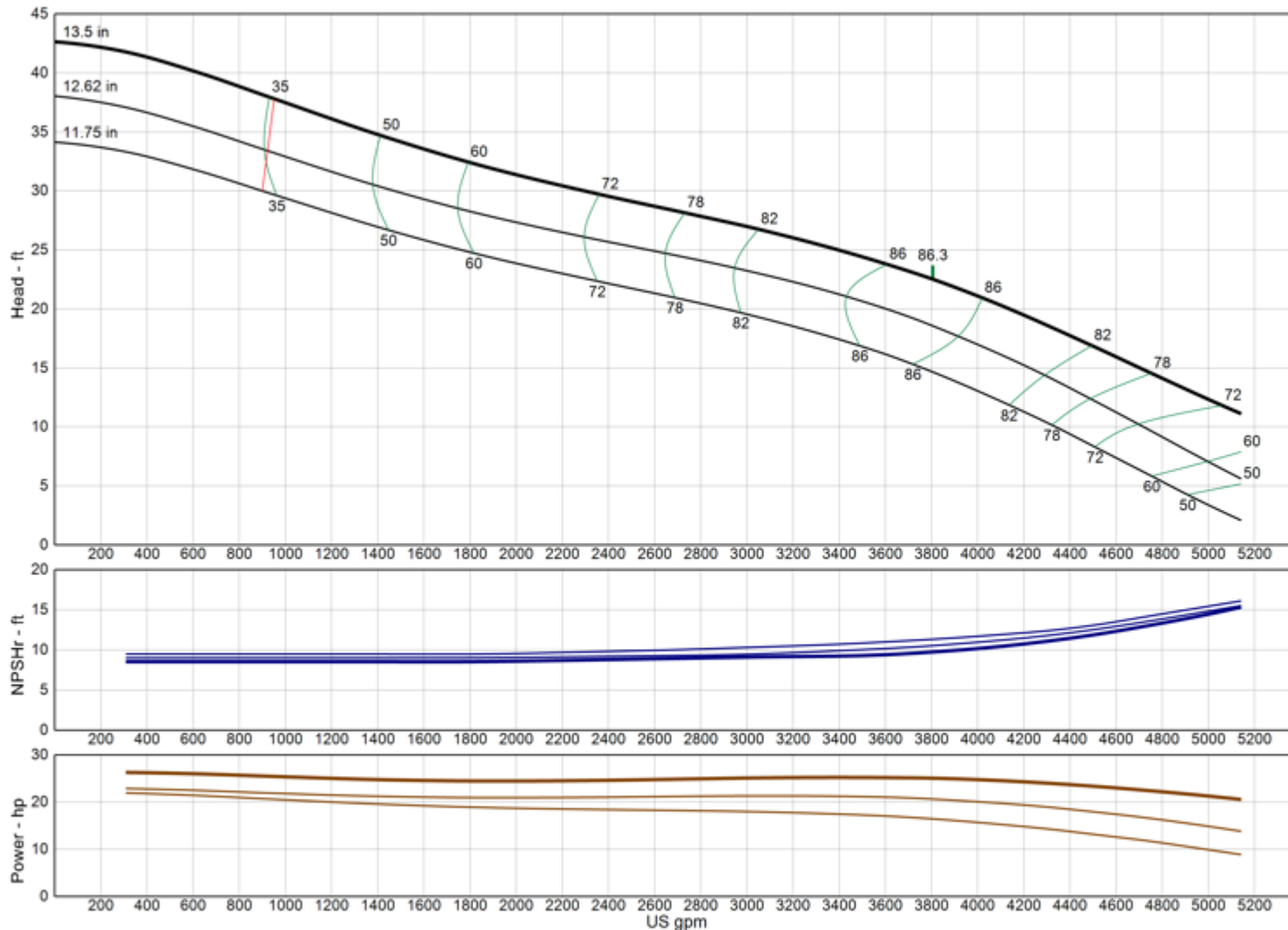
NOMINAL BOWL PERFORMANCE CURVE AND DATA BASED ON PUMPING CLEAR, NON-AERATED WATER AND USING STANDARD MATERIALS OF CONSTRUCTION. RATED POINT ONLY CAN BE GUARANTEED BY THE FACTORY. CURVES REPRESENT SINGLE STAGE AVERAGE PERFORMANCE BASED ON TEST OF MULTI-STAGE BOWL ASSEMBLY. EFFICIENCY CORRECTION APPLIES DIRECTLY TO EFFICIENCY (-) AND HEAD (x) FOR LESSER STAGES. ACTUAL DRIVER OPERATING SPEED SHOULD BE VERIFIED.



MODEL 20GLC

(Effective July 17, 2019)

Vertical Turbine Pump



Model	20GLC
RPM	740
Freq Poles	50 Hz 8-pole
Pump Type	Lineshaft
EFFICIENCY CORRECTION	
1-STAGE	-1.0
2-STAGE	0.0
3-STAGE	0.0
4-STAGE	0.0
Impeller Type	Enclosed
Ns	4415
Thrust K-Factor	45.00 lb/ft
Bowl OD	20.75 in
Bowl Lateral	1.41 in
Max PSI	270 psi
Thd Disch Size	--

TURBINE OPERATIONS

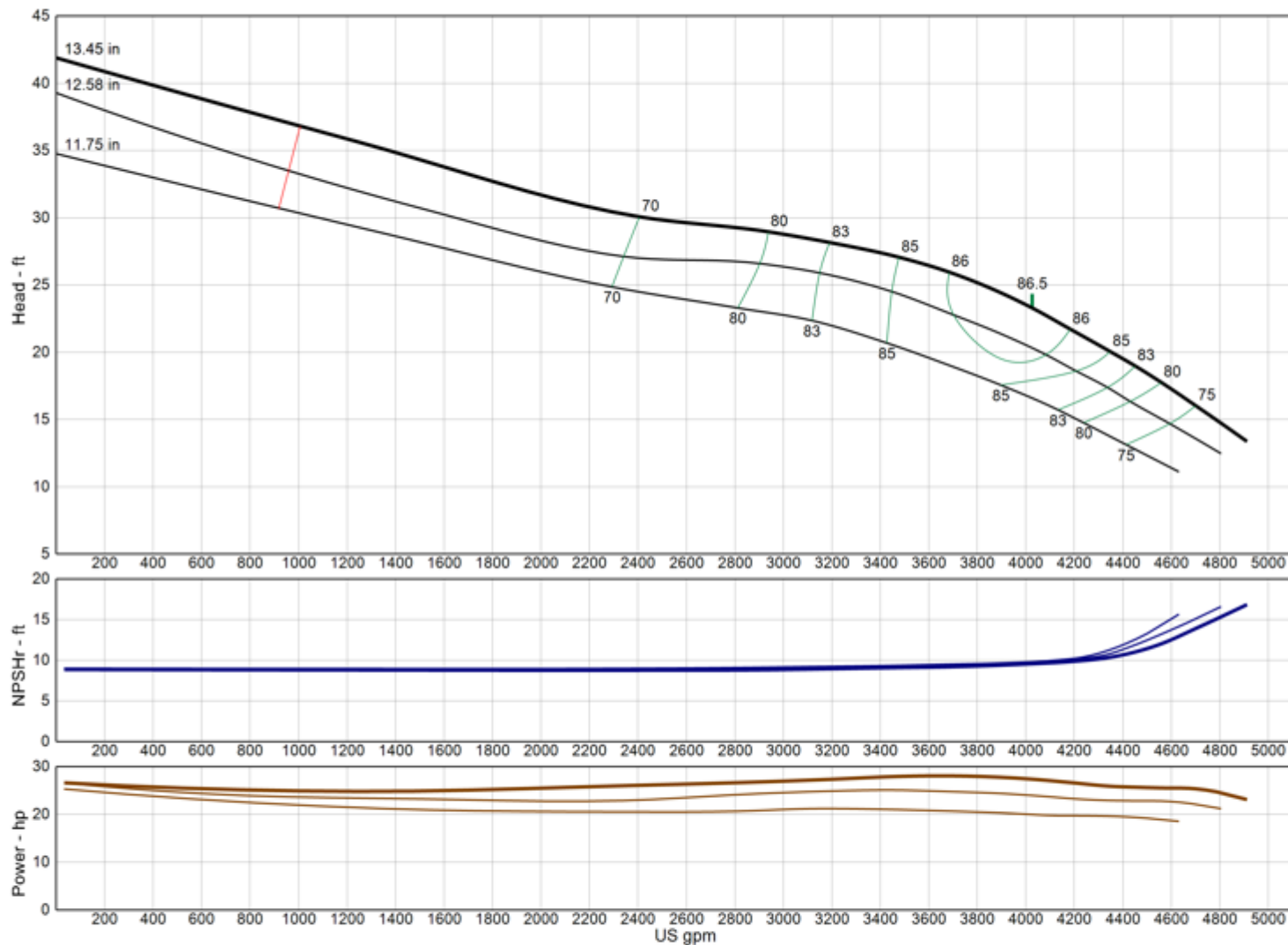
Lubbock, Texas

NOMINAL BOWL PERFORMANCE CURVE AND DATA BASED ON PUMPING CLEAR, NON-AERATED WATER AND USING STANDARD MATERIALS OF CONSTRUCTION. RATED POINT ONLY CAN BE GUARANTEED BY THE FACTORY. CURVES REPRESENT SINGLE STAGE AVERAGE PERFORMANCE BASED ON TEST OF MULTI-STAGE BOWL ASSEMBLY. EFFICIENCY CORRECTION APPLIES DIRECTLY TO EFFICIENCY (-) AND HEAD (x) FOR LESSER STAGES. ACTUAL DRIVER OPERATING SPEED SHOULD BE VERIFIED.

MODEL 20GLXC

(Effective July 17, 2019)

Vertical Turbine Pump



Model	20GLXC
RPM	740
Freq Poles	50 Hz 8-pole
Pump Type	Lineshaft
EFFICIENCY CORRECTION	
1-STAGE	0.0
2-STAGE	0.0
3-STAGE	0.0
4-STAGE	0.0
Impeller Type	Enclosed
Ns	4430
Thrust K-Factor	55.40 lb/ft
Bowl OD	20.75 in
Bowl Lateral	1.41 in
Max PSI	270 psi
Thd Disch Size	--

TURBINE OPERATIONS

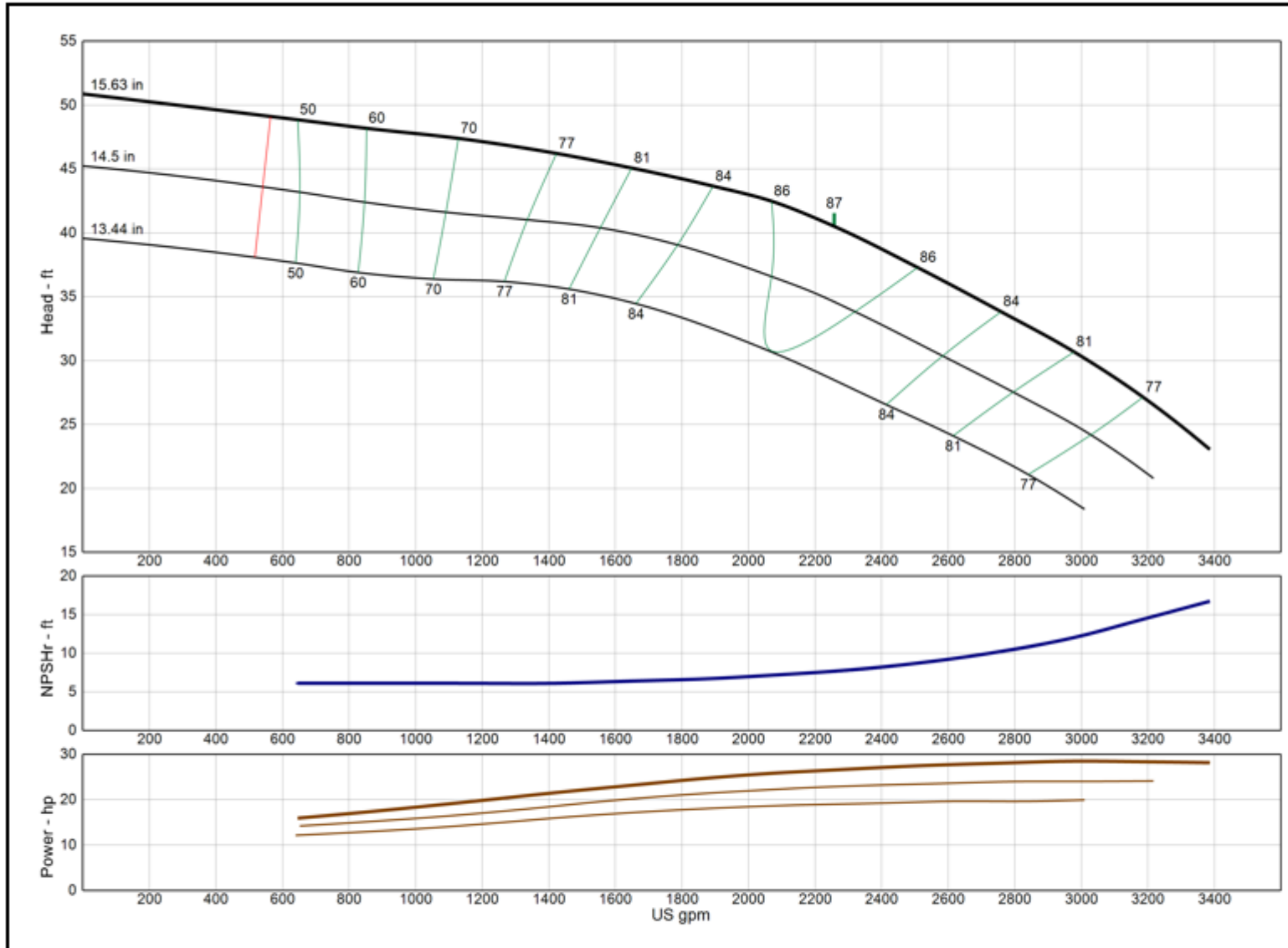
Lubbock, Texas

NOMINAL BOWL PERFORMANCE CURVE AND DATA BASED ON PUMPING CLEAR, NON-AERATED WATER AND USING STANDARD MATERIALS OF CONSTRUCTION. RATED POINT ONLY CAN BE GUARANTEED BY THE FACTORY. CURVES REPRESENT SINGLE STAGE AVERAGE PERFORMANCE BASED ON TEST OF MULTI-STAGE BOWL ASSEMBLY. EFFICIENCY CORRECTION APPLIES DIRECTLY TO EFFICIENCY (-) AND HEAD (x) FOR LESSER STAGES. ACTUAL DRIVER OPERATING SPEED SHOULD BE VERIFIED.

MODEL 20RCHC

(Effective July 17, 2019)

Vertical Turbine Pump



Model	20RCHC
RPM	740
Freq Poles	50 Hz 8-pole
Pump Type	Lineshaft
EFFICIENCY CORRECTION	
1-STAGE	-1.0
2-STAGE	0.0
3-STAGE	0.0
4-STAGE	0.0
Impeller Type	Enclosed
Ns	2190
Thrust K-Factor	24.00 lb/ft
Bowl OD	21.13 in
Bowl Lateral	1.12 in
Max PSI	400 psi
Thd Disch Size	--

TURBINE OPERATIONS
Lubbock, Texas

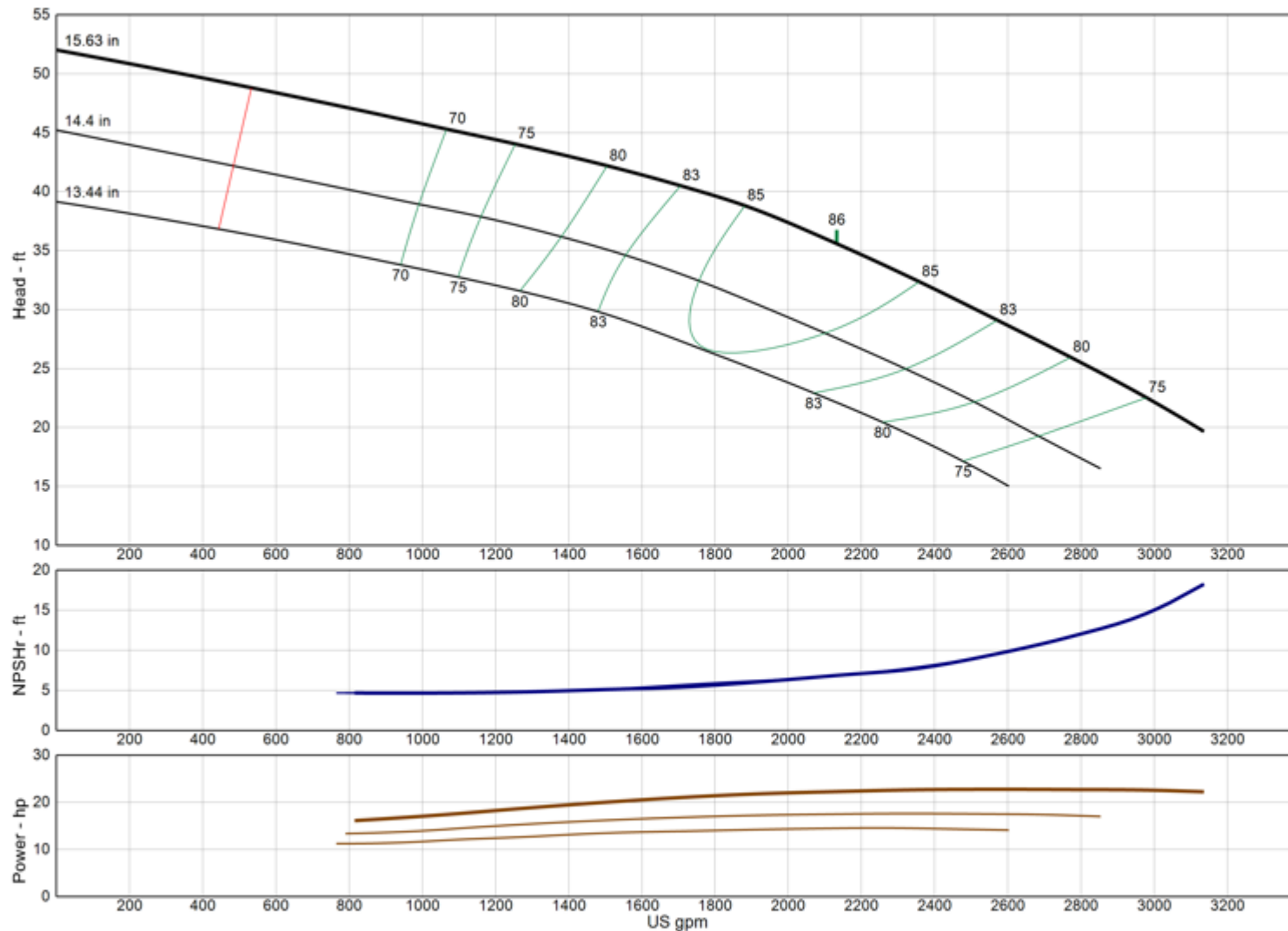
NOMINAL BOWL PERFORMANCE CURVE AND DATA BASED ON PUMPING CLEAR, NON-AERATED WATER AND USING STANDARD MATERIALS OF CONSTRUCTION. RATED POINT ONLY CAN BE GUARANTEED BY THE FACTORY. CURVES REPRESENT SINGLE STAGE AVERAGE PERFORMANCE BASED ON TEST OF MULTI-STAGE BOWL ASSEMBLY. EFFICIENCY CORRECTION APPLIES DIRECTLY TO EFFICIENCY (-) AND HEAD (x) FOR LESSER STAGES. ACTUAL DRIVER OPERATING SPEED SHOULD BE VERIFIED.



MODEL 20RCLC

(Effective July 17, 2019)

Vertical Turbine Pump



Model	20RCLC
RPM	740
Freq Poles	50 Hz 8-pole
Pump Type	Lineshaft
EFFICIENCY CORRECTION	
1-STAGE	-1.0
2-STAGE	0.0
3-STAGE	0.0
4-STAGE	0.0
Impeller Type	Enclosed
Ns	2345
Thrust K-Factor	24.00 lb/ft
Bowl OD	21.13 in
Bowl Lateral	1.12 in
Max PSI	400 psi
Thd Disch Size	--

TURBINE OPERATIONS

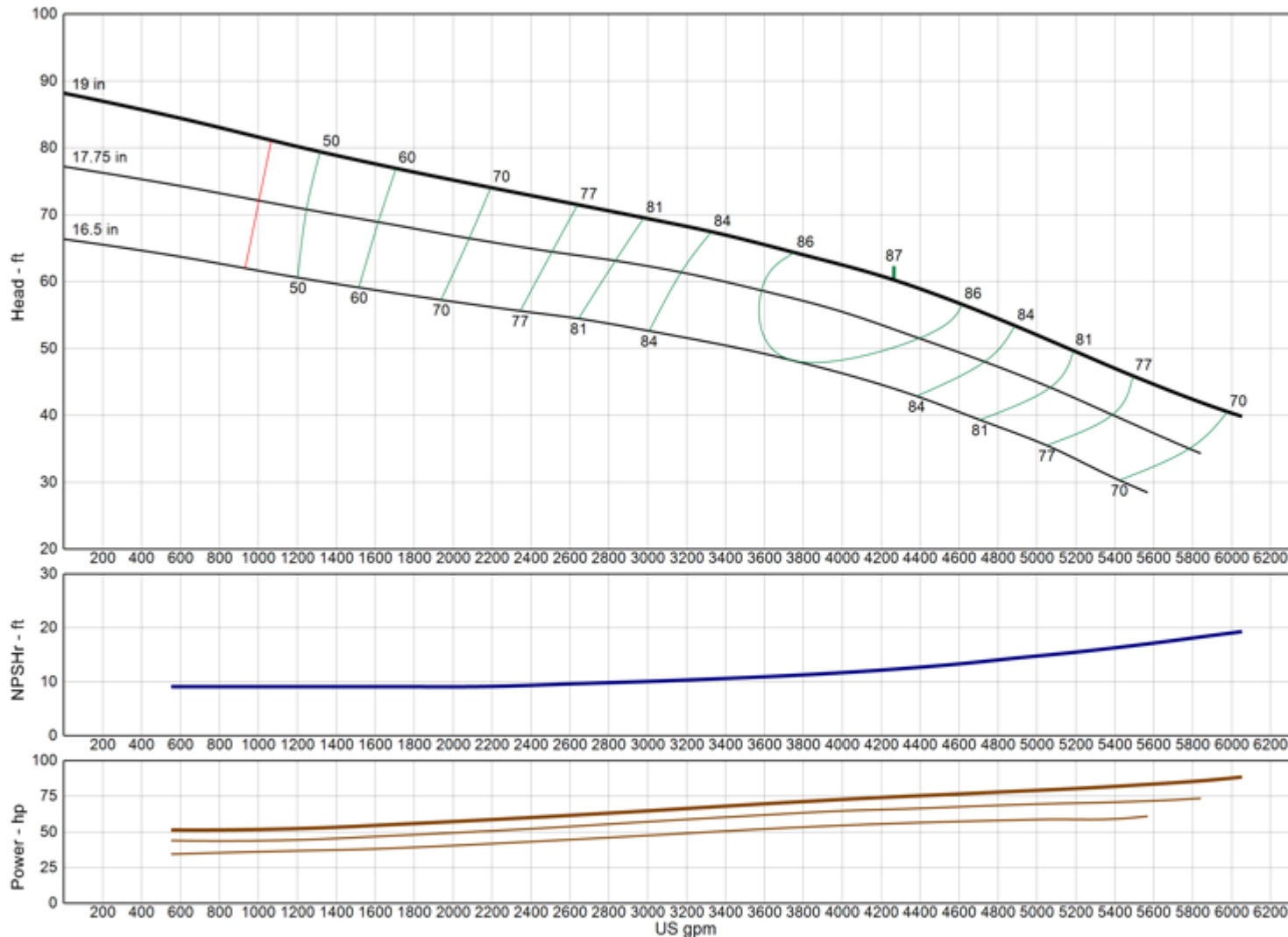
Lubbock, Texas

NOMINAL BOWL PERFORMANCE CURVE AND DATA BASED ON PUMPING CLEAR, NON-AERATED WATER AND USING STANDARD MATERIALS OF CONSTRUCTION. RATED POINT ONLY CAN BE GUARANTEED BY THE FACTORY. CURVES REPRESENT SINGLE STAGE AVERAGE PERFORMANCE BASED ON TEST OF MULTI-STAGE BOWL ASSEMBLY. EFFICIENCY CORRECTION APPLIES DIRECTLY TO EFFICIENCY (-) AND HEAD (x) FOR LESSER STAGES. ACTUAL DRIVER OPERATING SPEED SHOULD BE VERIFIED.

MODEL 24CHC

(Effective July 17, 2019)

Vertical Turbine Pump



Model	24CHC
RPM	740
Freq Poles	50 Hz 8-pole
Pump Type	Lineshaft
EFFICIENCY CORRECTION	
1-STAGE	-1.5
2-STAGE	0.0
3-STAGE	0.0
4-STAGE	0.0
Impeller Type	Enclosed
Ns	2235
Thrust K-Factor	37.80 lb/ft
Bowl OD	25.00 in
Bowl Lateral	0.87 in
Max PSI	320 psi
Thd Disch Size	--

TURBINE OPERATIONS

Lubbock, Texas

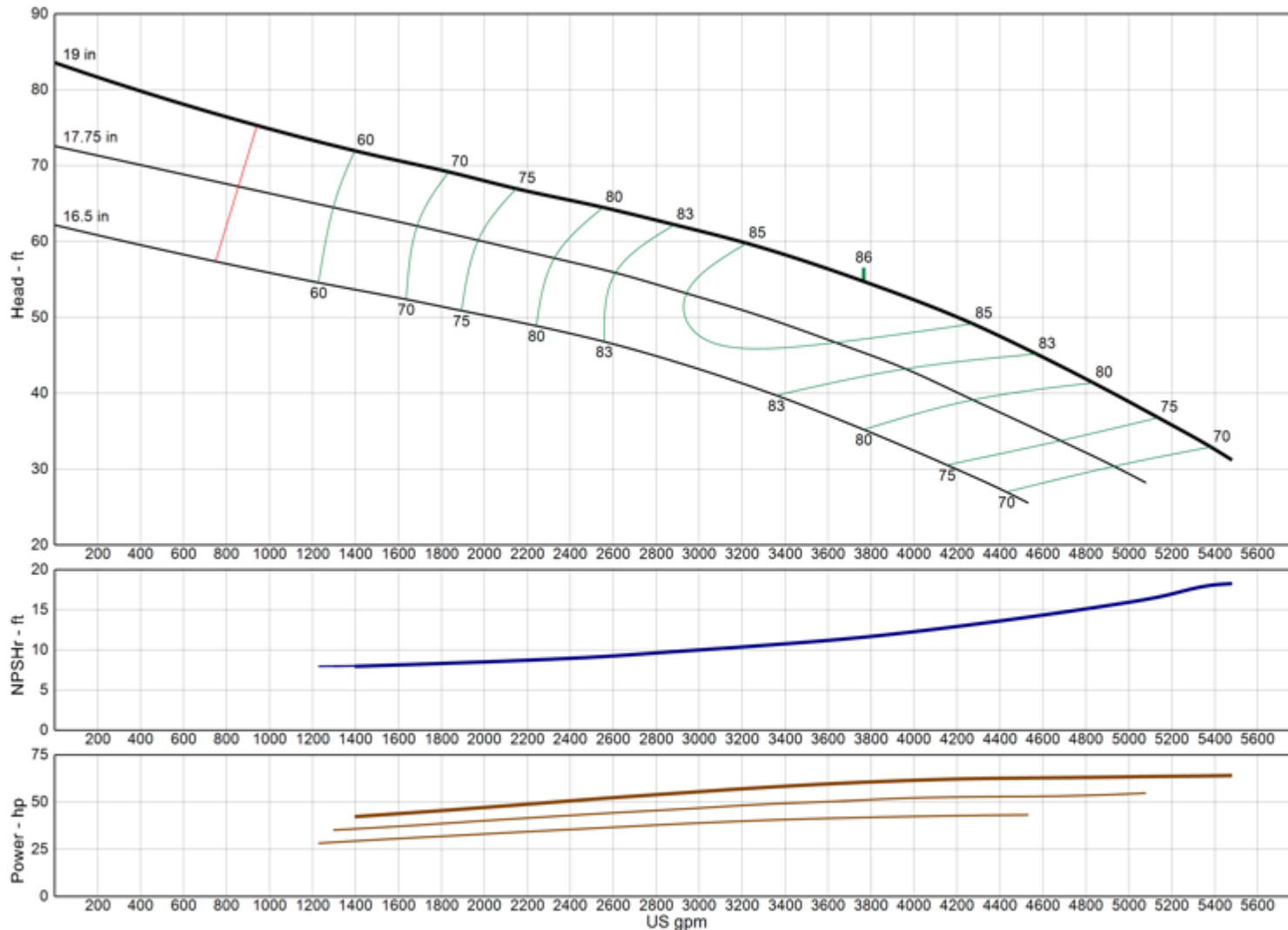
NOMINAL BOWL PERFORMANCE CURVE AND DATA BASED ON PUMPING CLEAR, NON-AERATED WATER AND USING STANDARD MATERIALS OF CONSTRUCTION. RATED POINT ONLY CAN BE GUARANTEED BY THE FACTORY. CURVES REPRESENT SINGLE STAGE AVERAGE PERFORMANCE BASED ON TEST OF MULTI-STAGE BOWL ASSEMBLY. EFFICIENCY CORRECTION APPLIES DIRECTLY TO EFFICIENCY (-) AND HEAD (x) FOR LESSER STAGES. ACTUAL DRIVER OPERATING SPEED SHOULD BE VERIFIED.



MODEL 24CLC

(Effective July 17, 2019)

Vertical Turbine Pump



Model	24CLC
RPM	740
Freq Poles	50 Hz 8-pole
Pump Type	Lineshaft
EFFICIENCY CORRECTION	
1-STAGE	-1.5
2-STAGE	0.0
3-STAGE	0.0
4-STAGE	0.0
Impeller Type	Enclosed
Ns	2255
Thrust K-Factor	43.20 lb/ft
Bowl OD	25.00 in
Bowl Lateral	0.87 in
Max PSI	320 psi
Thd Disch Size	--

TURBINE OPERATIONS

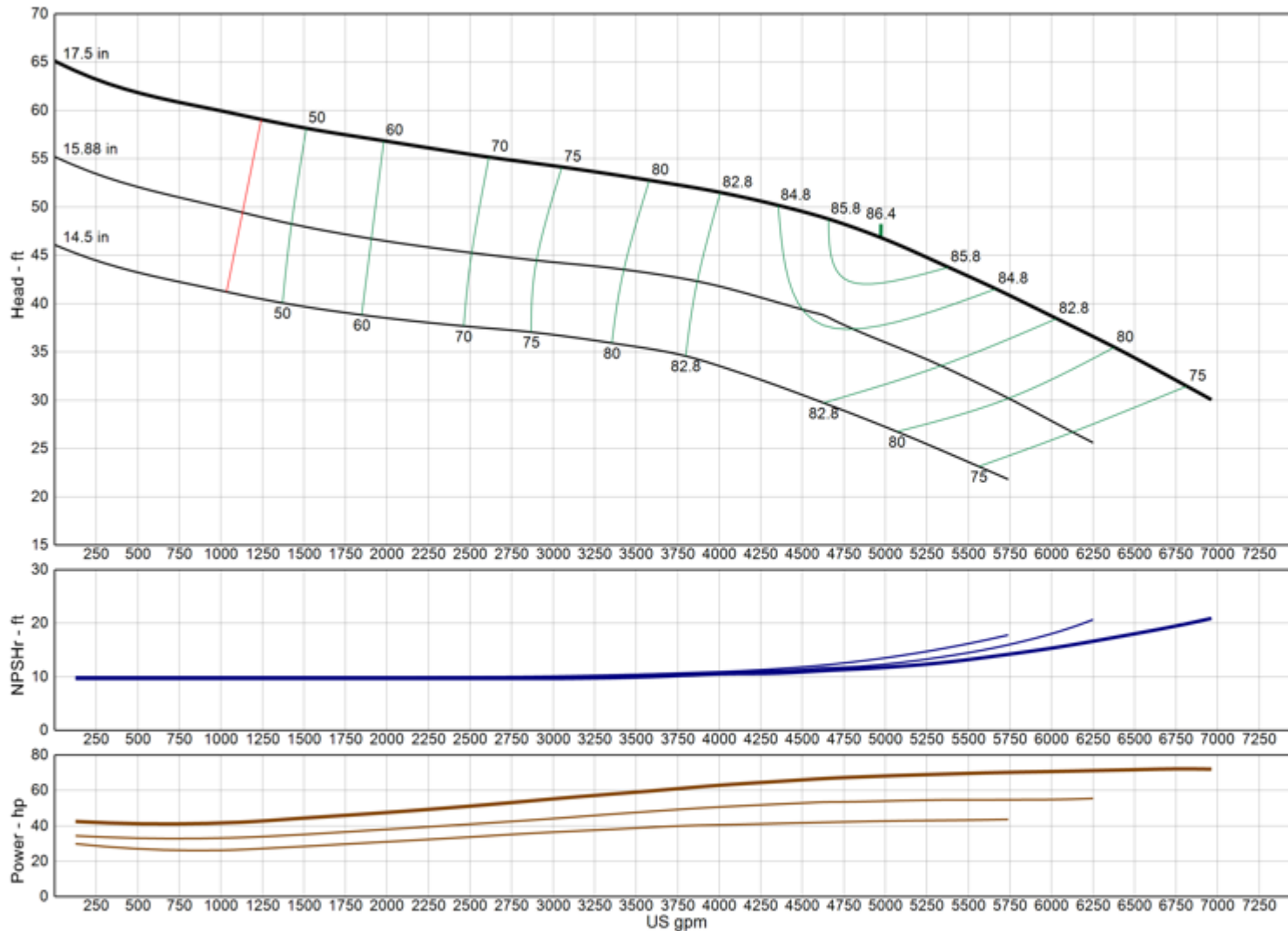
Lubbock, Texas

NOMINAL BOWL PERFORMANCE CURVE AND DATA BASED ON PUMPING CLEAR, NON-AERATED WATER AND USING STANDARD MATERIALS OF CONSTRUCTION. RATED POINT ONLY CAN BE GUARANTEED BY THE FACTORY. CURVES REPRESENT SINGLE STAGE AVERAGE PERFORMANCE BASED ON TEST OF MULTI-STAGE BOWL ASSEMBLY. EFFICIENCY CORRECTION APPLIES DIRECTLY TO EFFICIENCY (-) AND HEAD (x) FOR LESSER STAGES. ACTUAL DRIVER OPERATING SPEED SHOULD BE VERIFIED.

MODEL 24DMC

(Effective July 17, 2019)

Vertical Turbine Pump



Model	24DMC
RPM	740
Freq Poles	50 Hz 8-pole
Pump Type	Lineshaft
EFFICIENCY CORRECTION	
1-STAGE	0.0
2-STAGE	0.0
3-STAGE	0.0
4-STAGE	0.0
Impeller Type	Enclosed
Ns	2915
Thrust K-Factor	39.50 lb/ft
Bowl OD	24.25 in
Bowl Lateral	1.12 in
Max PSI	390 psi
Thd Disch Size	--

TURBINE OPERATIONS

Lubbock, Texas

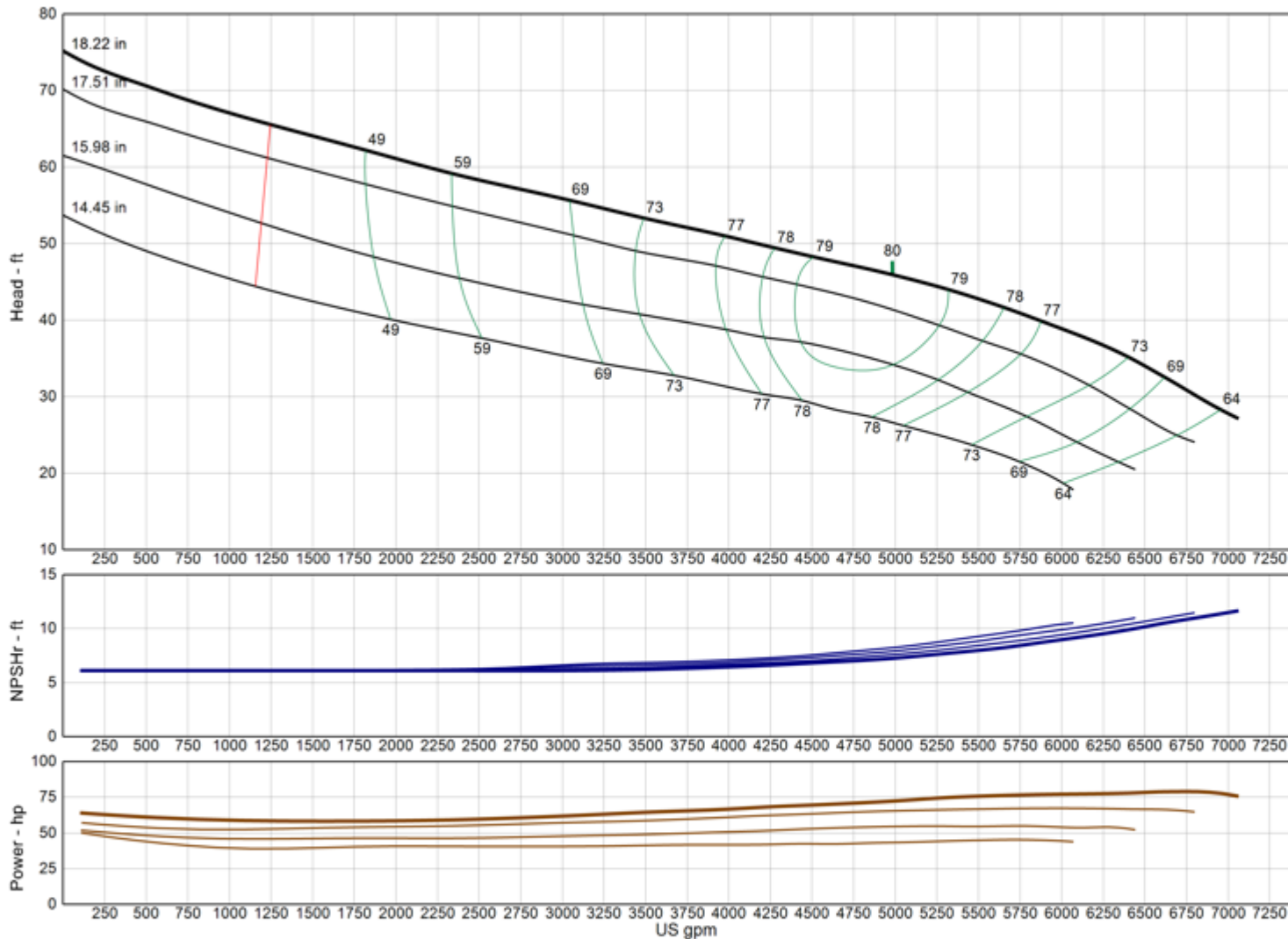
NOMINAL BOWL PERFORMANCE CURVE AND DATA BASED ON PUMPING CLEAR, NON-AERATED WATER AND USING STANDARD MATERIALS OF CONSTRUCTION. RATED POINT ONLY CAN BE GUARANTEED BY THE FACTORY. CURVES REPRESENT SINGLE STAGE AVERAGE PERFORMANCE BASED ON TEST OF MULTI-STAGE BOWL ASSEMBLY. EFFICIENCY CORRECTION APPLIES DIRECTLY TO EFFICIENCY (-) AND HEAD (x) FOR LESSER STAGES. ACTUAL DRIVER OPERATING SPEED SHOULD BE VERIFIED.



MODEL 24DXC

(Effective July 17, 2019)

Vertical Turbine Pump



Model	24DXC
RPM	740
Freq Poles	50 Hz 8-pole
Pump Type	Lineshaft
EFFICIENCY CORRECTION	
1-STAGE	0.0
2-STAGE	0.0
3-STAGE	0.0
4-STAGE	0.0
Impeller Type	Enclosed
Ns	2960
Thrust K-Factor	59.20 lb/ft
Bowl OD	24.50 in
Bowl Lateral	0.62 in
Max PSI	390 psi
Thd Disch Size	--

TURBINE OPERATIONS

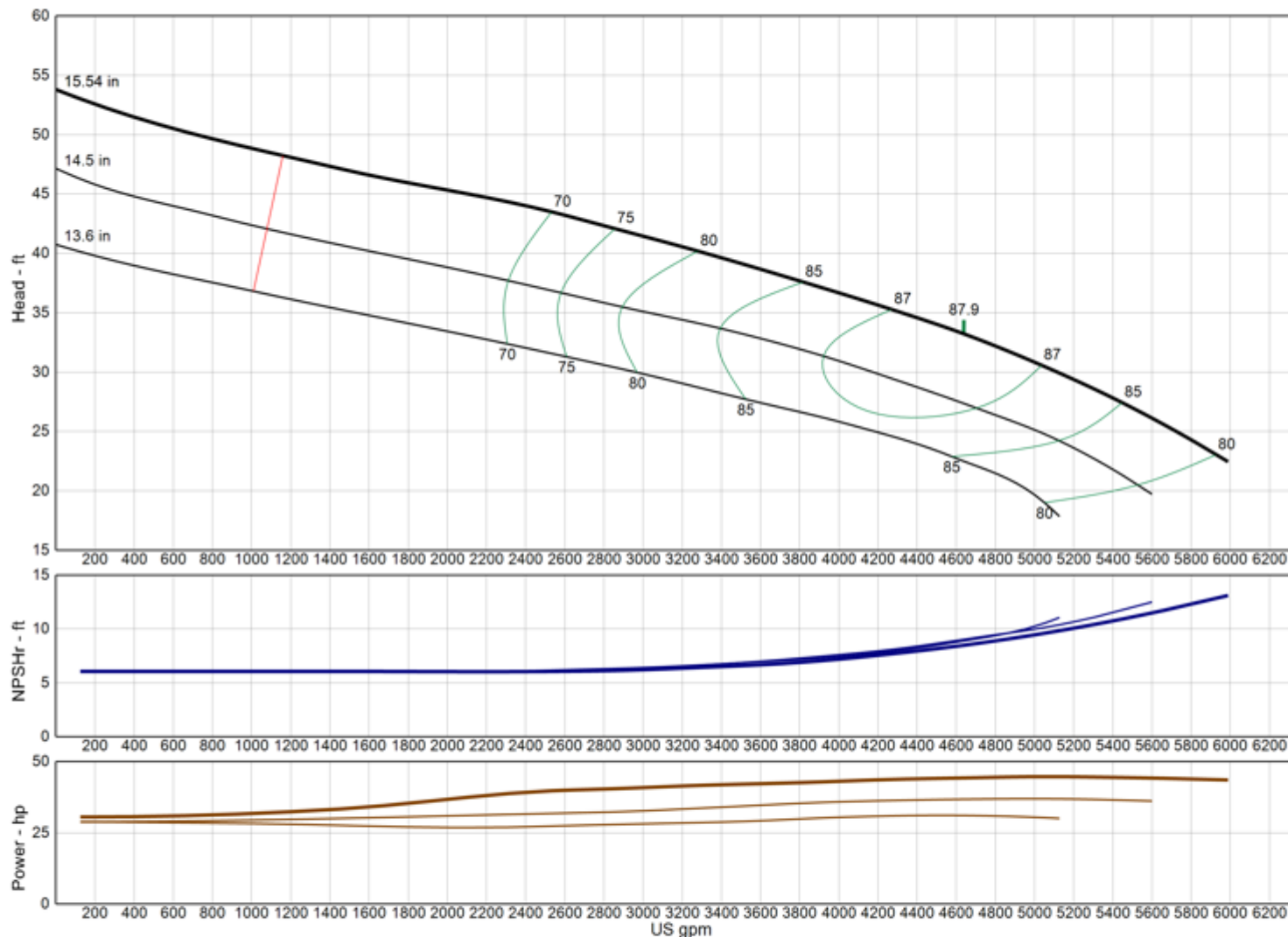
Lubbock, Texas

NOMINAL BOWL PERFORMANCE CURVE AND DATA BASED ON PUMPING CLEAR, NON-AERATED WATER AND USING STANDARD MATERIALS OF CONSTRUCTION. RATED POINT ONLY CAN BE GUARANTEED BY THE FACTORY. CURVES REPRESENT SINGLE STAGE AVERAGE PERFORMANCE BASED ON TEST OF MULTI-STAGE BOWL ASSEMBLY. EFFICIENCY CORRECTION APPLIES DIRECTLY TO EFFICIENCY (-) AND HEAD (x) FOR LESSER STAGES. ACTUAL DRIVER OPERATING SPEED SHOULD BE VERIFIED.

MODEL 24EHC

(Effective July 17, 2019)

Vertical Turbine Pump



Model	24EHC
RPM	740
Freq Poles	50 Hz 8-pole
Pump Type	Lineshaft
EFFICIENCY CORRECTION	
1-STAGE	0.0
2-STAGE	0.0
3-STAGE	0.0
4-STAGE	0.0
Impeller Type	Enclosed
Ns	3640
Thrust K-Factor	43.40 lb/ft
Bowl OD	22.25 in
Bowl Lateral	0.87 in
Max PSI	390 psi
Thd Disch Size	--

TURBINE OPERATIONS

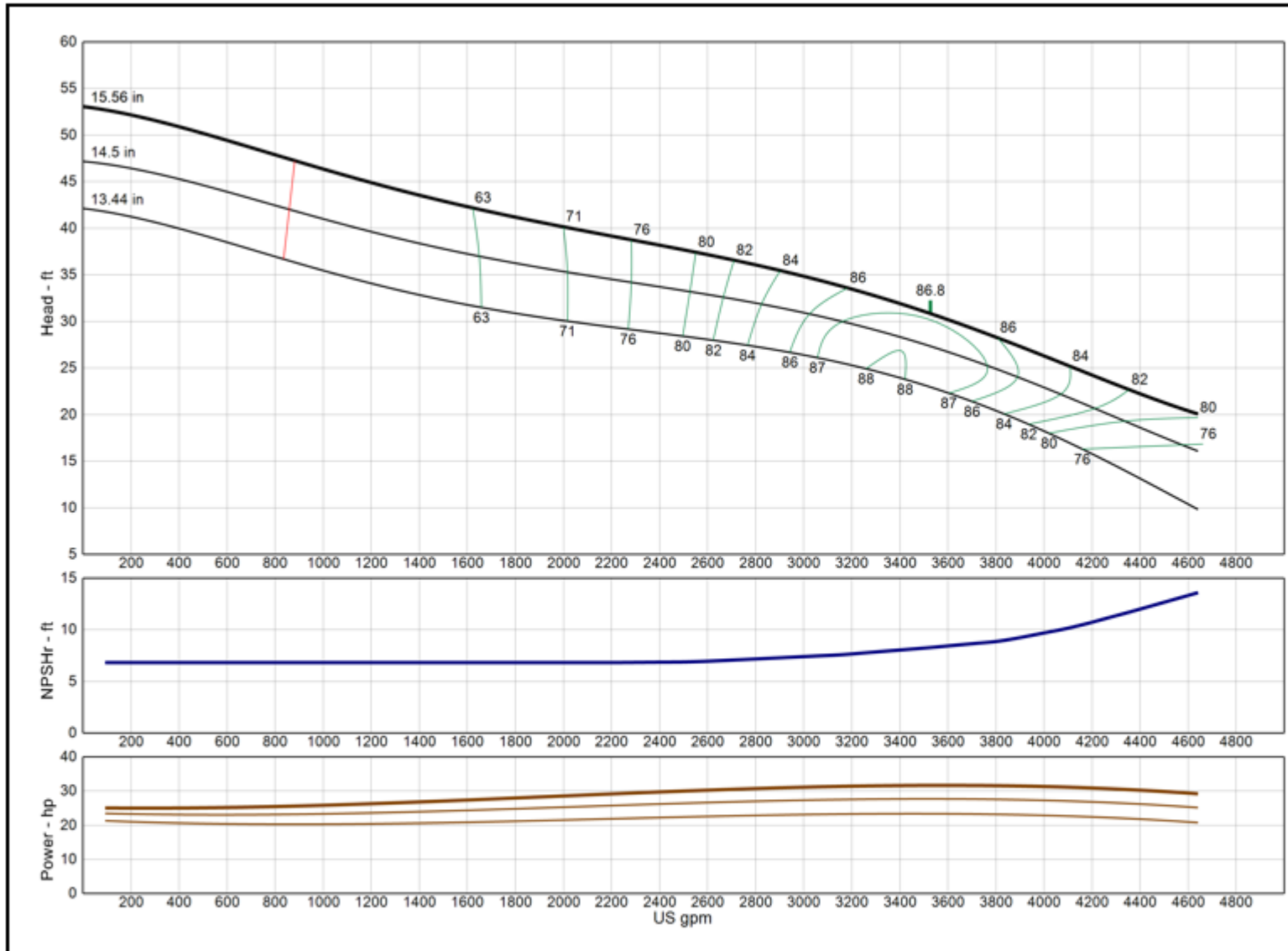
Lubbock, Texas

NOMINAL BOWL PERFORMANCE CURVE AND DATA BASED ON PUMPING CLEAR, NON-AERATED WATER AND USING STANDARD MATERIALS OF CONSTRUCTION. RATED POINT ONLY CAN BE GUARANTEED BY THE FACTORY. CURVES REPRESENT SINGLE STAGE AVERAGE PERFORMANCE BASED ON TEST OF MULTI-STAGE BOWL ASSEMBLY. EFFICIENCY CORRECTION APPLIES DIRECTLY TO EFFICIENCY (-) AND HEAD (x) FOR LESSER STAGES. ACTUAL DRIVER OPERATING SPEED SHOULD BE VERIFIED.

MODEL 24ELC

(Effective July 17, 2019)

Vertical Turbine Pump



Model	24ELC
RPM	740
Freq Poles	50 Hz 8-pole
Pump Type	Lineshaft
EFFICIENCY CORRECTION	
1-STAGE	0.0
2-STAGE	0.0
3-STAGE	0.0
4-STAGE	0.0
Impeller Type	Enclosed
Ns	3355
Thrust K-Factor	42.00 lb/ft
Bowl OD	22.25 in
Bowl Lateral	0.87 in
Max PSI	390 psi
Thd Disch Size	--

TURBINE OPERATIONS
Lubbock, Texas

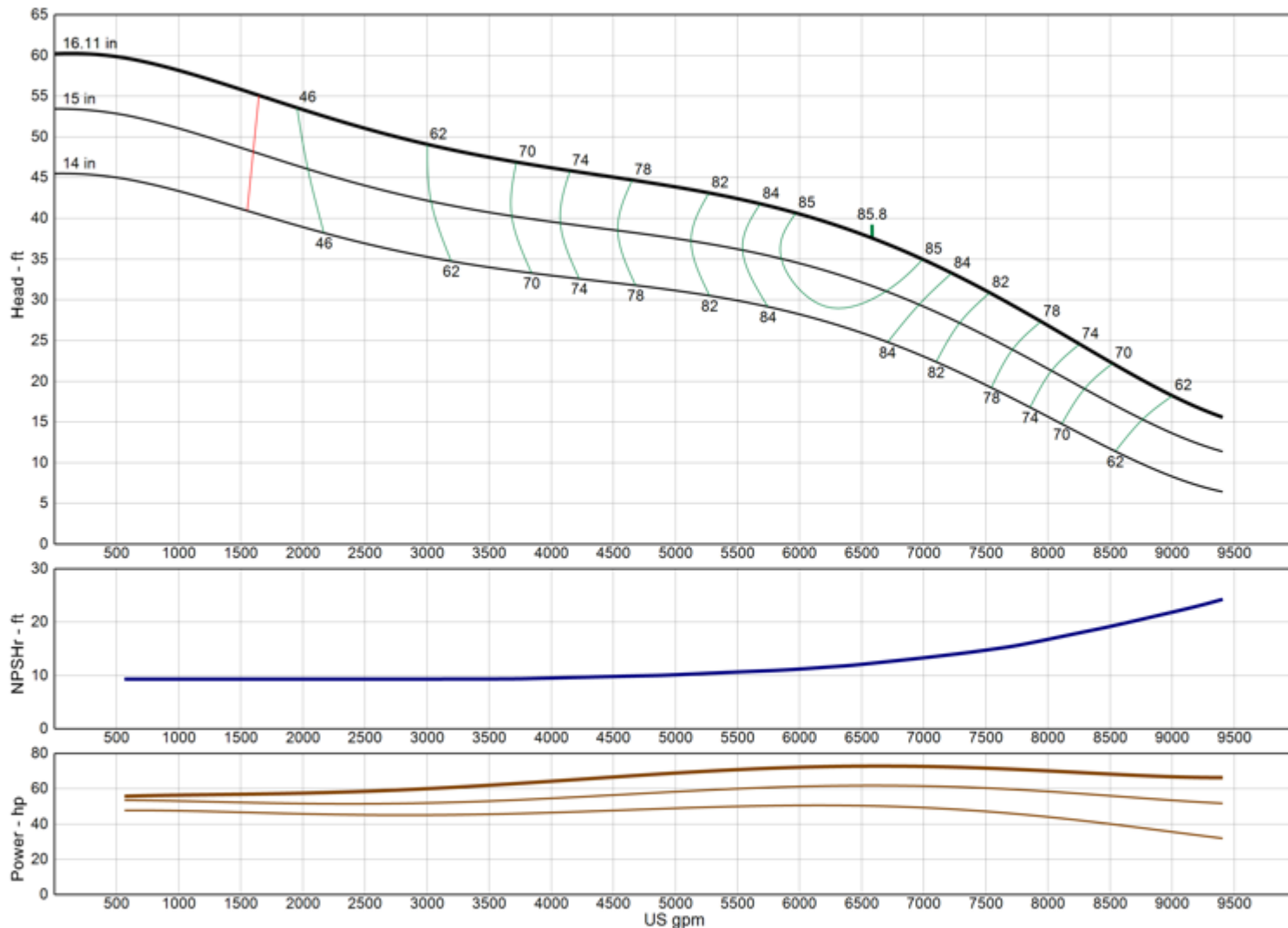
NOMINAL BOWL PERFORMANCE CURVE AND DATA BASED ON PUMPING CLEAR, NON-AERATED WATER AND USING STANDARD MATERIALS OF CONSTRUCTION. RATED POINT ONLY CAN BE GUARANTEED BY THE FACTORY. CURVES REPRESENT SINGLE STAGE AVERAGE PERFORMANCE BASED ON TEST OF MULTI-STAGE BOWL ASSEMBLY. EFFICIENCY CORRECTION APPLIES DIRECTLY TO EFFICIENCY (-) AND HEAD (x) FOR LESSER STAGES. ACTUAL DRIVER OPERATING SPEED SHOULD BE VERIFIED.



MODEL 24FHC

(Effective July 17, 2019)

Vertical Turbine Pump



Model	24FHC
RPM	740
Freq Poles	50 Hz 8-pole
Pump Type	Lineshaft
EFFICIENCY CORRECTION	
1-STAGE	-1.0
2-STAGE	0.0
3-STAGE	0.0
4-STAGE	0.0
Impeller Type	Enclosed
Ns	3955
Thrust K-Factor	31.00 lb/ft
Bowl OD	24.13 in
Bowl Lateral	0.87 in
Max PSI	320 psi
Thd Disch Size	--

TURBINE OPERATIONS

Lubbock, Texas

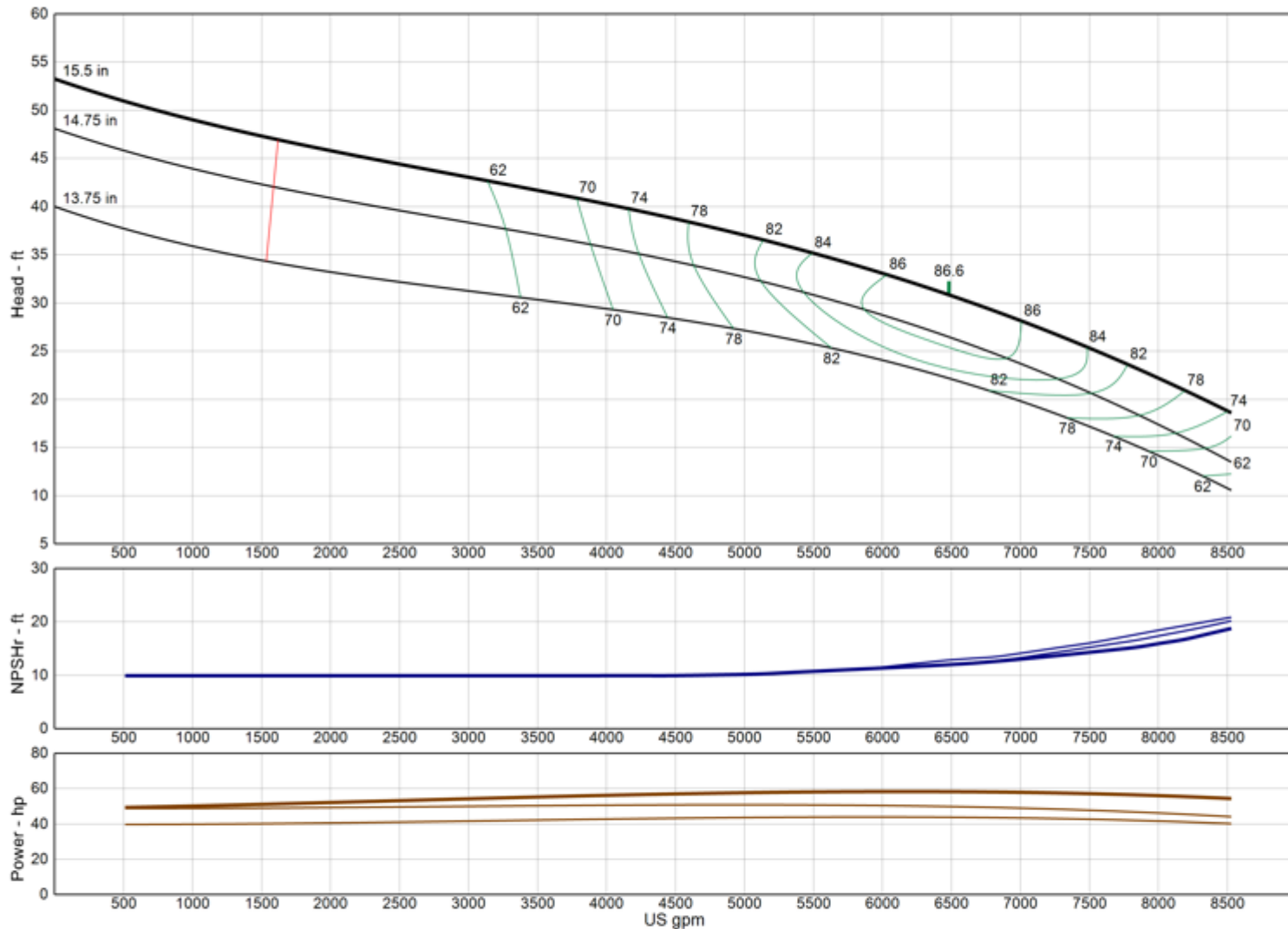
NOMINAL BOWL PERFORMANCE CURVE AND DATA BASED ON PUMPING CLEAR, NON-AERATED WATER AND USING STANDARD MATERIALS OF CONSTRUCTION. RATED POINT ONLY CAN BE GUARANTEED BY THE FACTORY. CURVES REPRESENT SINGLE STAGE AVERAGE PERFORMANCE BASED ON TEST OF MULTI-STAGE BOWL ASSEMBLY. EFFICIENCY CORRECTION APPLIES DIRECTLY TO EFFICIENCY (-) AND HEAD (x) FOR LESSER STAGES. ACTUAL DRIVER OPERATING SPEED SHOULD BE VERIFIED.



MODEL 24GHC

(Effective July 17, 2019)

Vertical Turbine Pump



Model	24GHC
RPM	740
Freq Poles	50 Hz 8-pole
Pump Type	Lineshaft
EFFICIENCY CORRECTION	
1-STAGE	-4.0
2-STAGE	-3.0
3-STAGE	-2.0
4-STAGE	-1.0
Impeller Type	Enclosed
Ns	4550
Thrust K-Factor	60.00 lb/ft
Bowl OD	24.00 in
Bowl Lateral	1.62 in
Max PSI	350 psi
Thd Disch Size	--

TURBINE OPERATIONS

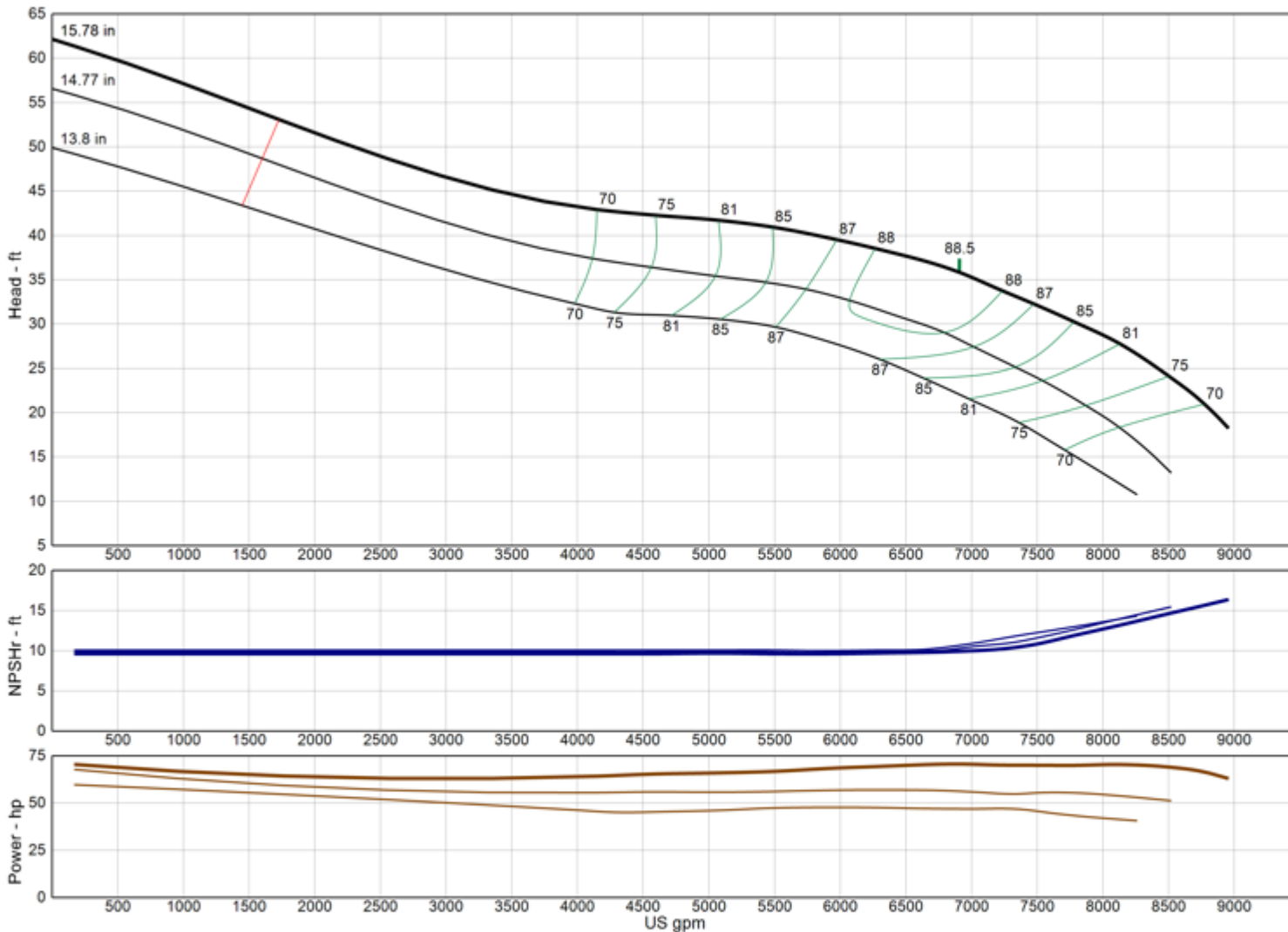
Lubbock, Texas

NOMINAL BOWL PERFORMANCE CURVE AND DATA BASED ON PUMPING CLEAR, NON-AERATED WATER AND USING STANDARD MATERIALS OF CONSTRUCTION. RATED POINT ONLY CAN BE GUARANTEED BY THE FACTORY. CURVES REPRESENT SINGLE STAGE AVERAGE PERFORMANCE BASED ON TEST OF MULTI-STAGE BOWL ASSEMBLY. EFFICIENCY CORRECTION APPLIES DIRECTLY TO EFFICIENCY (-) AND HEAD (x) FOR LESSER STAGES. ACTUAL DRIVER OPERATING SPEED SHOULD BE VERIFIED.

MODEL 24GHXC

(Effective July 17, 2019)

Vertical Turbine Pump



Model	24GHXC
RPM	740
Freq Poles	50 Hz 8-pole
Pump Type	Lineshaft
EFFICIENCY CORRECTION	
1-STAGE	0.0
2-STAGE	0.0
3-STAGE	0.0
4-STAGE	0.0
Impeller Type	Enclosed
Ns	4200
Thrust K-Factor	68.70 lb/ft
Bowl OD	25.00 in
Bowl Lateral	1.62 in
Max PSI	350 psi
Thd Disch Size	--

TURBINE OPERATIONS

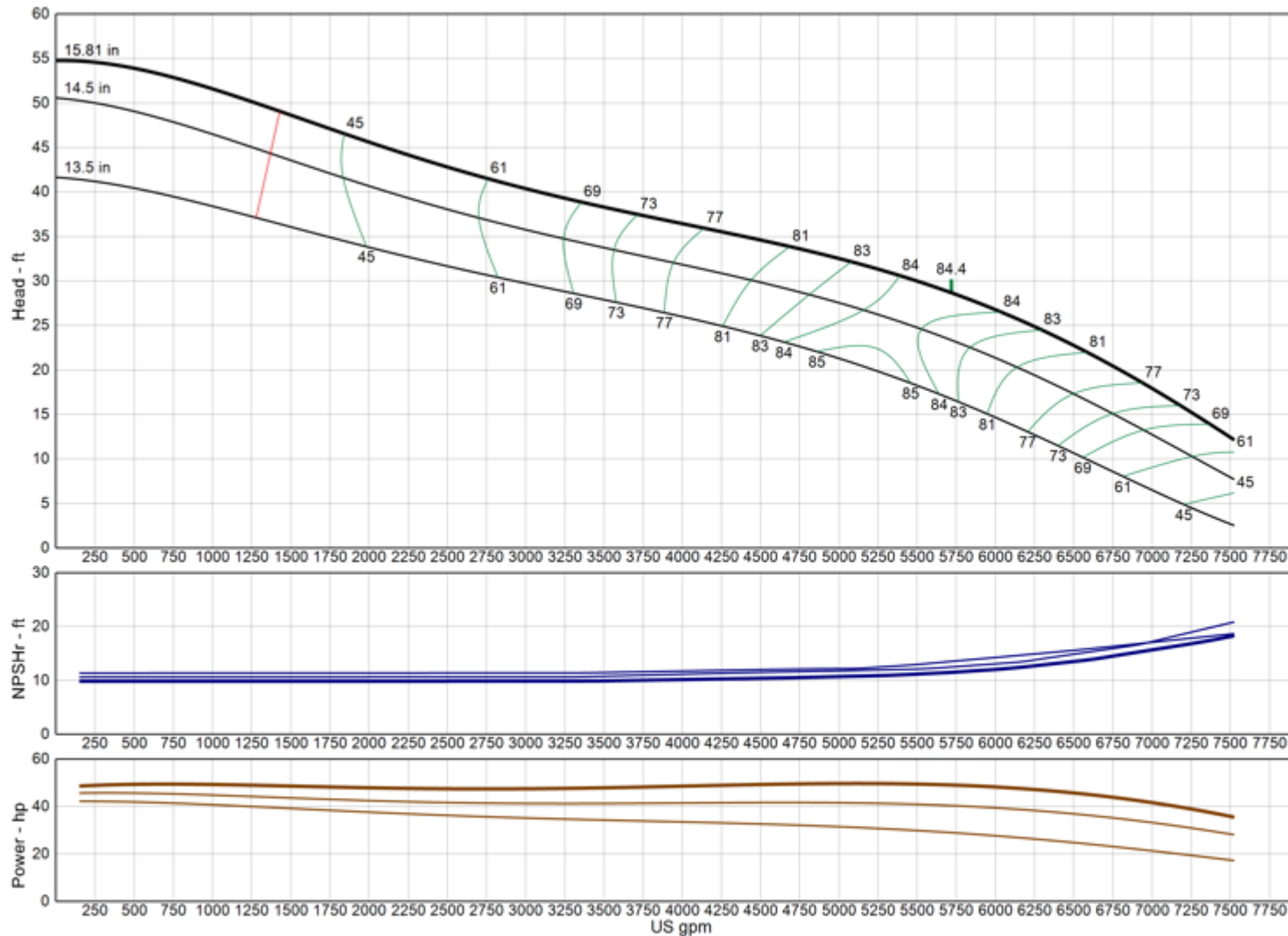
Lubbock, Texas

NOMINAL BOWL PERFORMANCE CURVE AND DATA BASED ON PUMPING CLEAR, NON-AERATED WATER AND USING STANDARD MATERIALS OF CONSTRUCTION. RATED POINT ONLY CAN BE GUARANTEED BY THE FACTORY. CURVES REPRESENT SINGLE STAGE AVERAGE PERFORMANCE BASED ON TEST OF MULTI-STAGE BOWL ASSEMBLY. EFFICIENCY CORRECTION APPLIES DIRECTLY TO EFFICIENCY (-) AND HEAD (x) FOR LESSER STAGES. ACTUAL DRIVER OPERATING SPEED SHOULD BE VERIFIED.

MODEL 24GLC

(Effective July 17, 2019)

Vertical Turbine Pump



Model	24GLC
RPM	740
Freq Poles	50 Hz 8-pole
Pump Type	Lineshaft
EFFICIENCY CORRECTION	
1-STAGE	0.0
2-STAGE	0.0
3-STAGE	0.0
4-STAGE	0.0
Impeller Type	Enclosed
Ns	4515
Thrust K-Factor	59.50 lb/ft
Bowl OD	24.00 in
Bowl Lateral	1.62 in
Max PSI	350 psi
Thd Disch Size	--

TURBINE OPERATIONS

Lubbock, Texas

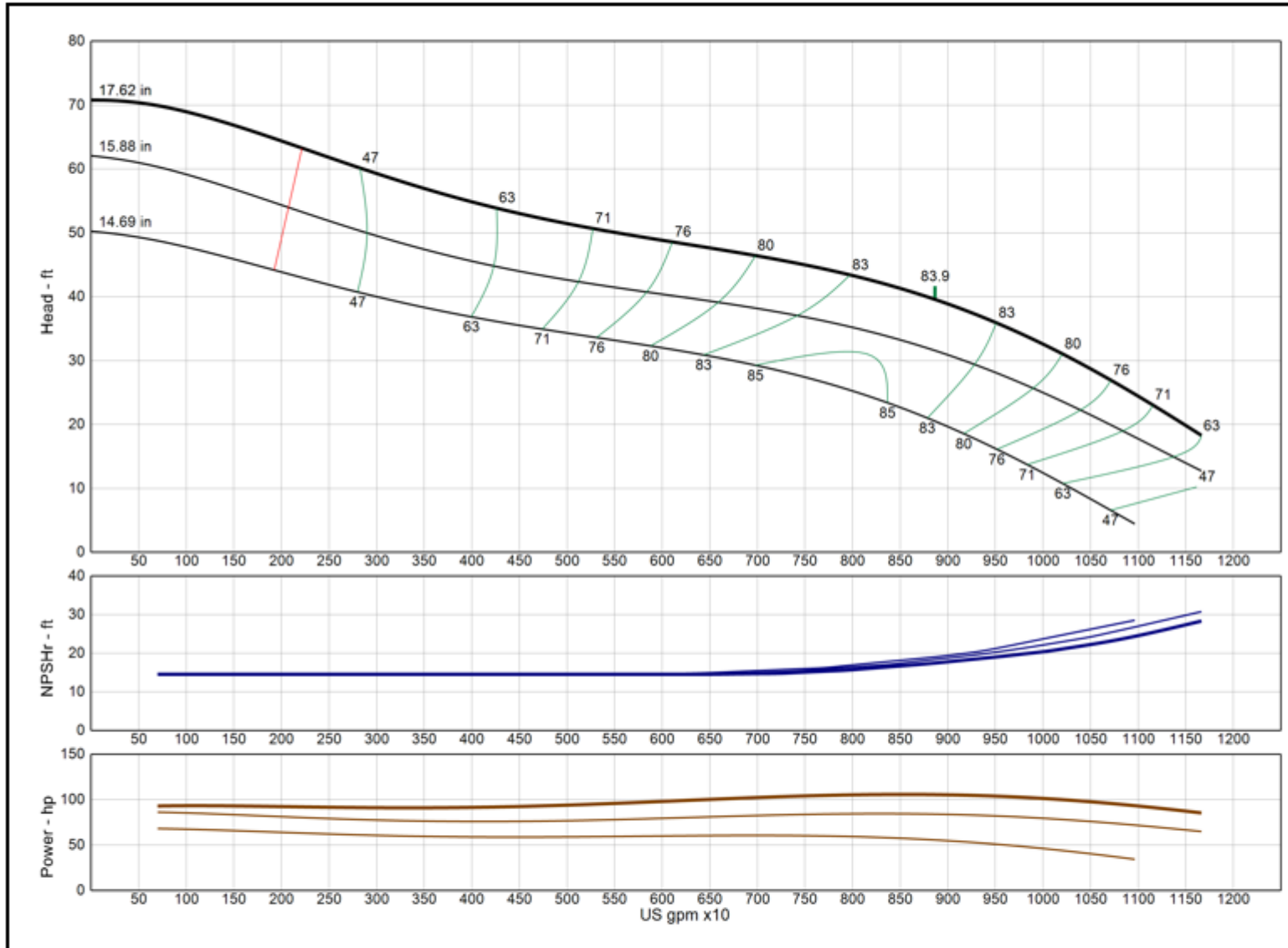
NOMINAL BOWL PERFORMANCE CURVE AND DATA BASED ON PUMPING CLEAR, NON-AERATED WATER AND USING STANDARD MATERIALS OF CONSTRUCTION. RATED POINT ONLY CAN BE GUARANTEED BY THE FACTORY. CURVES REPRESENT SINGLE STAGE AVERAGE PERFORMANCE BASED ON TEST OF MULTI-STAGE BOWL ASSEMBLY. EFFICIENCY CORRECTION APPLIES DIRECTLY TO EFFICIENCY (-) AND HEAD (x) FOR LESSER STAGES. ACTUAL DRIVER OPERATING SPEED SHOULD BE VERIFIED.



MODEL 26GHC

(Effective July 17, 2019)

Vertical Turbine Pump



Model	26GHC
RPM	740
Freq Poles	50 Hz 8-pole
Pump Type	Lineshaft
EFFICIENCY CORRECTION	
1-STAGE	-4.0
2-STAGE	-3.0
3-STAGE	-2.0
4-STAGE	-1.0
Impeller Type	Enclosed
Ns	4415
Thrust K-Factor	64.20 lb/ft
Bowl OD	24.50 in
Bowl Lateral	1.00 in
Max PSI	330 psi
Thd Disch Size	--

TURBINE OPERATIONS

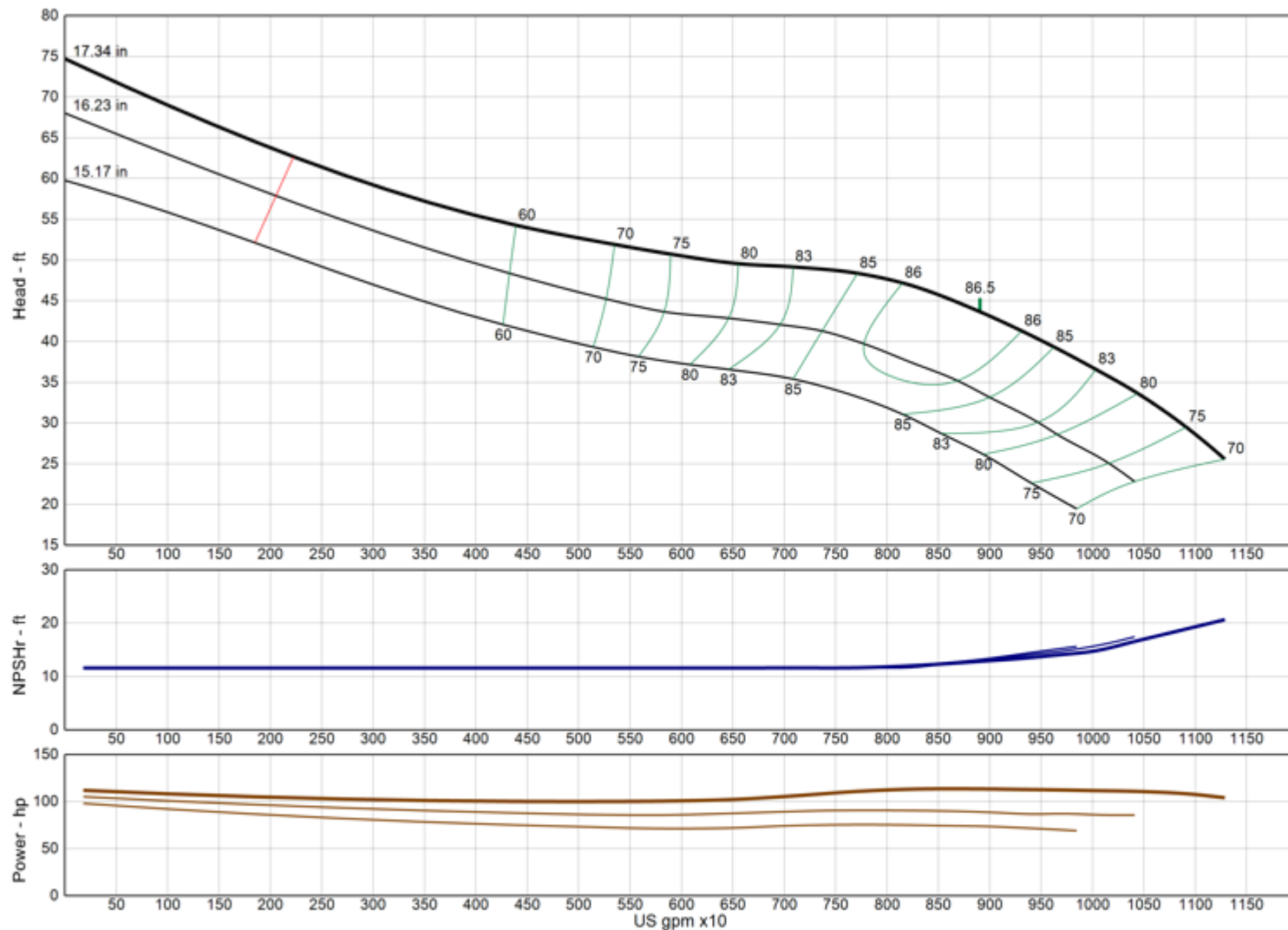
Lubbock, Texas

NOMINAL BOWL PERFORMANCE CURVE AND DATA BASED ON PUMPING CLEAR, NON-AERATED WATER AND USING STANDARD MATERIALS OF CONSTRUCTION. RATED POINT ONLY CAN BE GUARANTEED BY THE FACTORY. CURVES REPRESENT SINGLE STAGE AVERAGE PERFORMANCE BASED ON TEST OF MULTI-STAGE BOWL ASSEMBLY. EFFICIENCY CORRECTION APPLIES DIRECTLY TO EFFICIENCY (-) AND HEAD (x) FOR LESSER STAGES. ACTUAL DRIVER OPERATING SPEED SHOULD BE VERIFIED.

MODEL 26GHXC

(Effective July 17, 2019)

Vertical Turbine Pump



Model	26GHXC
RPM	740
Freq Poles	50 Hz 8-pole
Pump Type	Lineshaft
EFFICIENCY CORRECTION	
1-STAGE	0.0
2-STAGE	0.0
3-STAGE	0.0
4-STAGE	0.0
Impeller Type	Enclosed
Ns	4110
Thrust K-Factor	80.90 lb/ft
Bowl OD	24.50 in
Bowl Lateral	1.00 in
Max PSI	330 psi
Thd Disch Size	--

TURBINE OPERATIONS

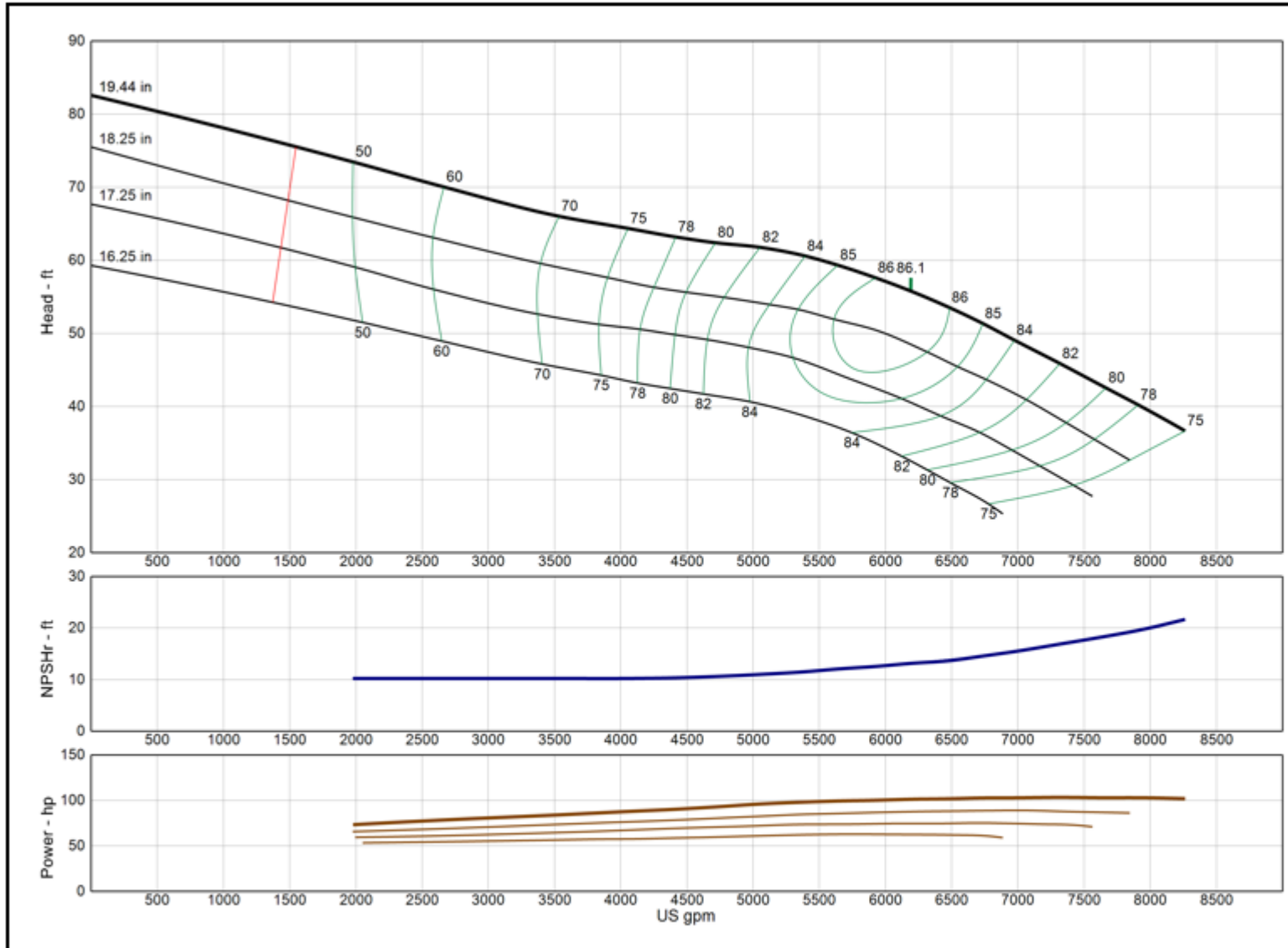
Lubbock, Texas

NOMINAL BOWL PERFORMANCE CURVE AND DATA BASED ON PUMPING CLEAR, NON-AERATED WATER AND USING STANDARD MATERIALS OF CONSTRUCTION. RATED POINT ONLY CAN BE GUARANTEED BY THE FACTORY. CURVES REPRESENT SINGLE STAGE AVERAGE PERFORMANCE BASED ON TEST OF MULTI-STAGE BOWL ASSEMBLY. EFFICIENCY CORRECTION APPLIES DIRECTLY TO EFFICIENCY (-) AND HEAD (x) FOR LESSER STAGES. ACTUAL DRIVER OPERATING SPEED SHOULD BE VERIFIED.

MODEL 28BHC

(Effective July 17, 2019)

Vertical Turbine Pump



Model	28BHC
RPM	740
Freq Poles	50 Hz 8-pole
Pump Type	Lineshaft
EFFICIENCY CORRECTION	
1-STAGE	-1.0
2-STAGE	0.0
3-STAGE	0.0
4-STAGE	0.0
Impeller Type	Enclosed
Ns	2850
Thrust K-Factor	68.50 lb/ft
Bowl OD	26.88 in
Bowl Lateral	0.87 in
Max PSI	380 psi
Thd Disch Size	--

TURBINE OPERATIONS
Lubbock, Texas

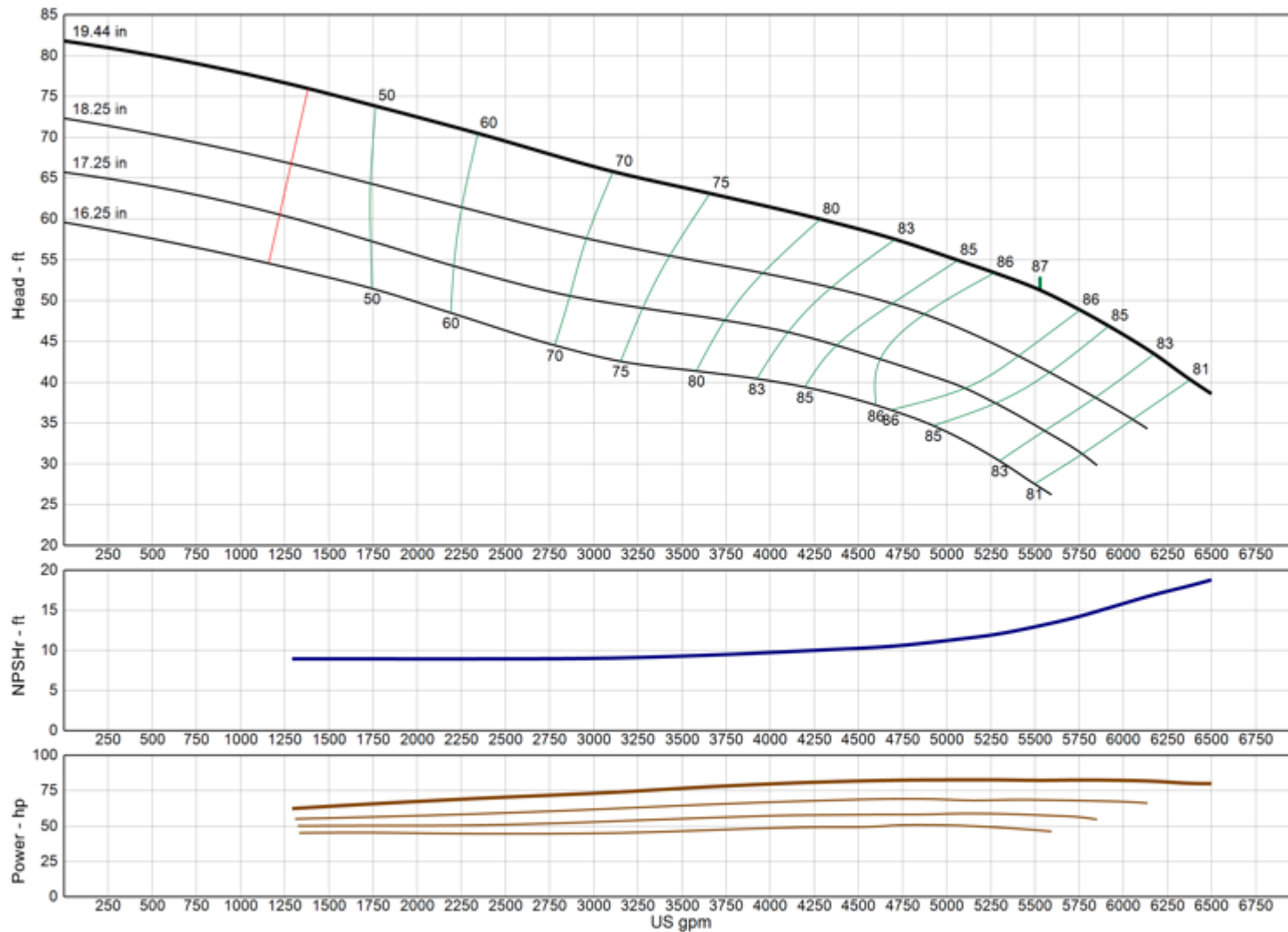
NOMINAL BOWL PERFORMANCE CURVE AND DATA BASED ON PUMPING CLEAR, NON-AERATED WATER AND USING STANDARD MATERIALS OF CONSTRUCTION. RATED POINT ONLY CAN BE GUARANTEED BY THE FACTORY. CURVES REPRESENT SINGLE STAGE AVERAGE PERFORMANCE BASED ON TEST OF MULTI-STAGE BOWL ASSEMBLY. EFFICIENCY CORRECTION APPLIES DIRECTLY TO EFFICIENCY (-) AND HEAD (x) FOR LESSER STAGES. ACTUAL DRIVER OPERATING SPEED SHOULD BE VERIFIED.



MODEL 28BLC

(Effective July 17, 2019)

Vertical Turbine Pump



Model 28BLC

RPM 740

Freq | Poles 50 Hz | 8-pole

Pump Type Lineshaft

EFFICIENCY CORRECTION

1-STAGE	-3.0
2-STAGE	-1.0
3-STAGE	0.0
4-STAGE	0.0

Impeller Type **Enclosed**

Ns **2870**

Thrust K-Factor **68.50 lb/ft**

Bowl OD 26.88 in

Bowl Lateral 0.87 in

Max PSI 380 psi

Thd Disch Size --

TURBINE OPERATIONS

Lubbock, Texas

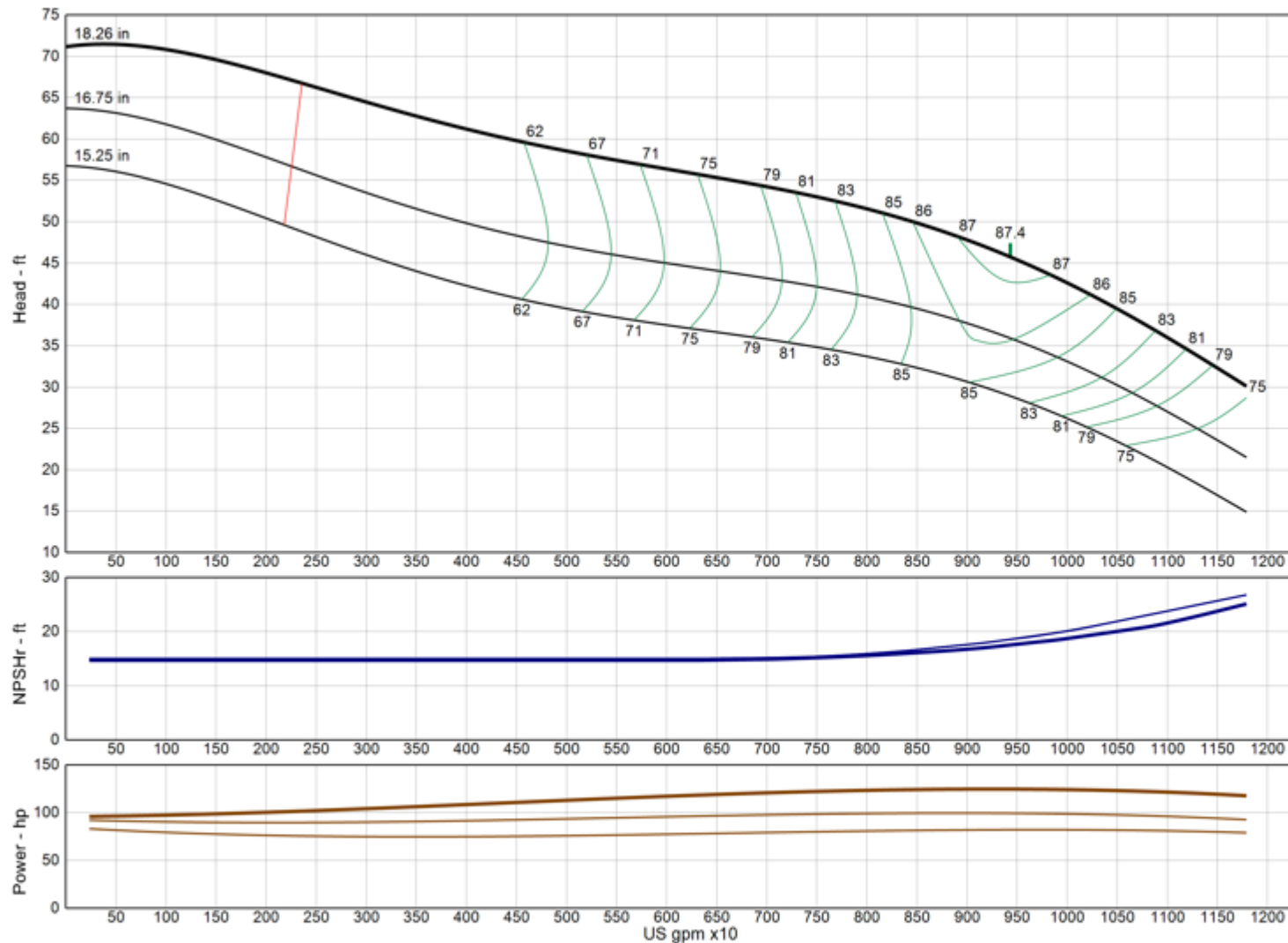
NOMINAL BOWL PERFORMANCE CURVE AND DATA BASED ON PUMPING CLEAR, NON-AERATED WATER AND USING STANDARD MATERIALS OF CONSTRUCTION. RATED POINT ONLY CAN BE GUARANTEED BY THE FACTORY. CURVES REPRESENT SINGLE STAGE AVERAGE PERFORMANCE BASED ON TEST OF MULTI-STAGE BOWL ASSEMBLY. EFFICIENCY CORRECTION APPLIES DIRECTLY TO EFFICIENCY (-) AND HEAD (x) FOR LESSER STAGES. ACTUAL DRIVER OPERATING SPEED SHOULD BE VERIFIED.



MODEL 28GHC

(Effective July 17, 2019)

Vertical Turbine Pump



Model	28GHC
RPM	740
Freq Poles	50 Hz 8-pole
Pump Type	Lineshaft
EFFICIENCY CORRECTION	
1-STAGE	0.0
2-STAGE	0.0
3-STAGE	0.0
4-STAGE	0.0
Impeller Type	Enclosed
Ns	4085
Thrust K-Factor	69.00 lb/ft
Bowl OD	26.88 in
Bowl Lateral	1.50 in
Max PSI	320 psi
Thd Disch Size	--

TURBINE OPERATIONS

Lubbock, Texas

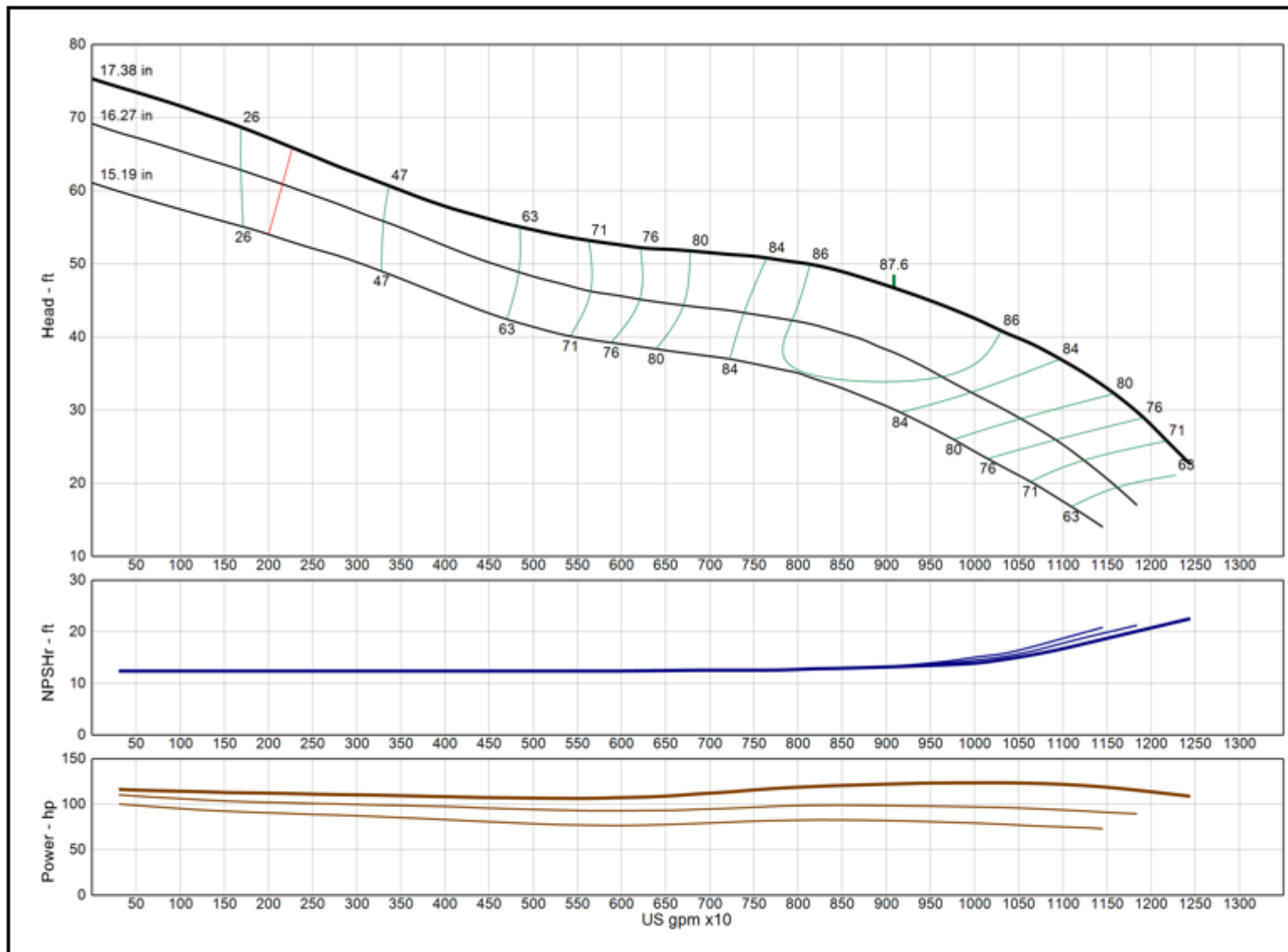
NOMINAL BOWL PERFORMANCE CURVE AND DATA BASED ON PUMPING CLEAR, NON-AERATED WATER AND USING STANDARD MATERIALS OF CONSTRUCTION. RATED POINT ONLY CAN BE GUARANTEED BY THE FACTORY. CURVES REPRESENT SINGLE STAGE AVERAGE PERFORMANCE BASED ON TEST OF MULTI-STAGE BOWL ASSEMBLY. EFFICIENCY CORRECTION APPLIES DIRECTLY TO EFFICIENCY (-) AND HEAD (x) FOR LESSER STAGES. ACTUAL DRIVER OPERATING SPEED SHOULD BE VERIFIED.



MODEL 28GHXC

(Effective July 17, 2019)

Vertical Turbine Pump



Model	28GHXC
RPM	740
Freq Poles	50 Hz 8-pole
Pump Type	Lineshaft
EFFICIENCY CORRECTION	
1-STAGE	0.0
2-STAGE	0.0
3-STAGE	0.0
4-STAGE	0.0
Impeller Type	Enclosed
Ns	3945
Thrust K-Factor	86.90 lb/ft
Bowl OD	27.88 in
Bowl Lateral	1.13 in
Max PSI	320 psi
Thd Disch Size	--

TURBINE OPERATIONS
Lubbock, Texas

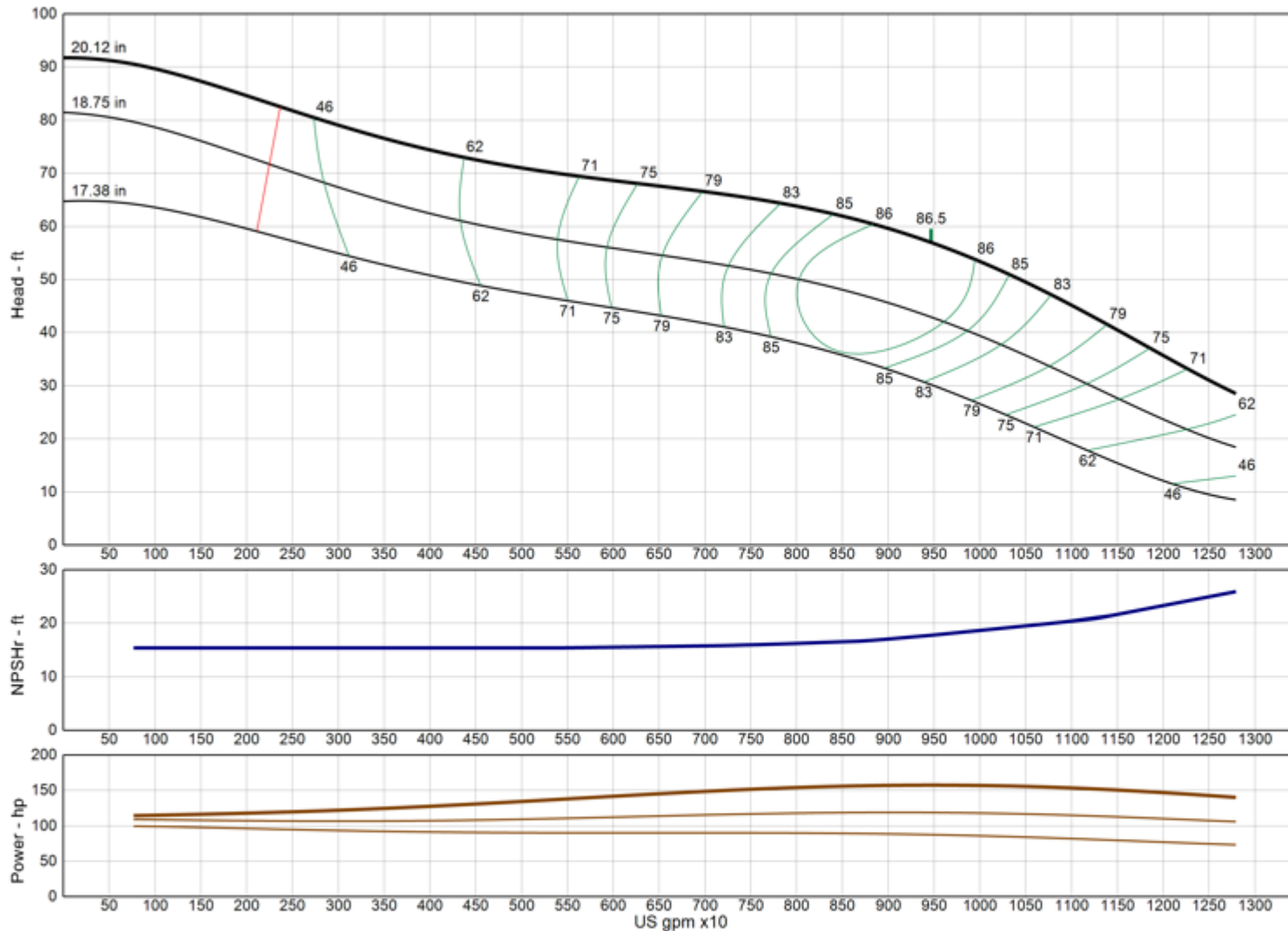
NOMINAL BOWL PERFORMANCE CURVE AND DATA BASED ON PUMPING CLEAR, NON-AERATED WATER AND USING STANDARD MATERIALS OF CONSTRUCTION. RATED POINT ONLY CAN BE GUARANTEED BY THE FACTORY. CURVES REPRESENT SINGLE STAGE AVERAGE PERFORMANCE BASED ON TEST OF MULTI-STAGE BOWL ASSEMBLY. EFFICIENCY CORRECTION APPLIES DIRECTLY TO EFFICIENCY (-) AND HEAD (x) FOR LESSER STAGES. ACTUAL DRIVER OPERATING SPEED SHOULD BE VERIFIED.



MODEL 30BHC

(Effective July 17, 2019)

Vertical Turbine Pump



Model	30BHC
RPM	740
Freq Poles	50 Hz 8-pole
Pump Type	Lineshaft
EFFICIENCY CORRECTION	
1-STAGE	-1.0
2-STAGE	0.0
3-STAGE	0.0
4-STAGE	0.0
Impeller Type	Enclosed
Ns	3470
Thrust K-Factor	92.00 lb/ft
Bowl OD	29.50 in
Bowl Lateral	0.87 in
Max PSI	380 psi
Thd Disch Size	--

TURBINE OPERATIONS

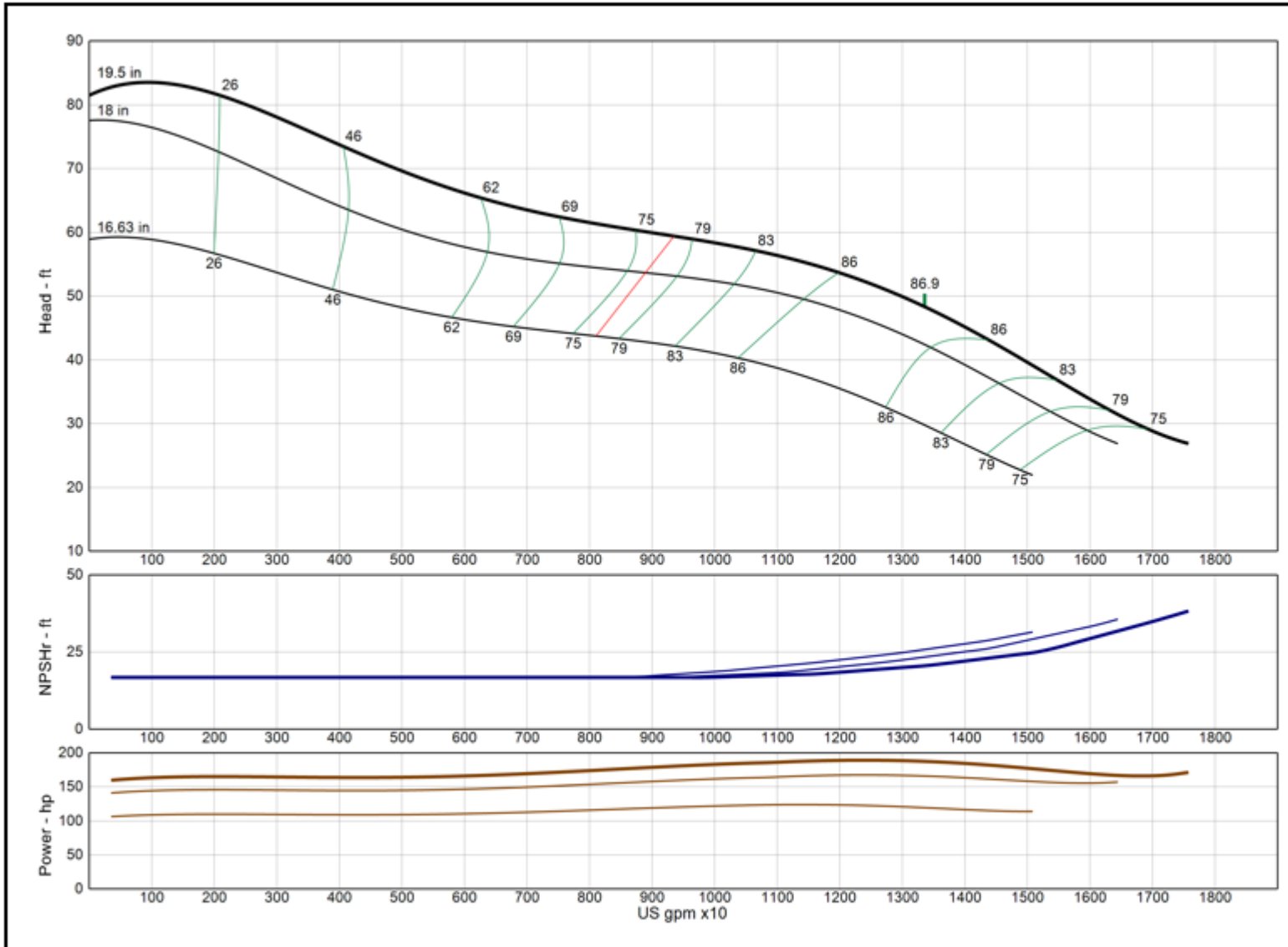
Lubbock, Texas

NOMINAL BOWL PERFORMANCE CURVE AND DATA BASED ON PUMPING CLEAR, NON-AERATED WATER AND USING STANDARD MATERIALS OF CONSTRUCTION. RATED POINT ONLY CAN BE GUARANTEED BY THE FACTORY. CURVES REPRESENT SINGLE STAGE AVERAGE PERFORMANCE BASED ON TEST OF MULTI-STAGE BOWL ASSEMBLY. EFFICIENCY CORRECTION APPLIES DIRECTLY TO EFFICIENCY (-) AND HEAD (x) FOR LESSER STAGES. ACTUAL DRIVER OPERATING SPEED SHOULD BE VERIFIED.

MODEL 30GHC

(Effective November 04, 2019)

Vertical Turbine Pump



Model	30GHC
RPM	740
Freq Poles	50 Hz 8-pole
Pump Type	Lineshaft
EFFICIENCY CORRECTION	
1-STAGE	0.0
2-STAGE	0.0
3-STAGE	0.0
4-STAGE	0.0
Impeller Type	Enclosed
Ns	4665
Thrust K-Factor	104.90 lb/ft
Bowl OD	30.00 in
Bowl Lateral	2.32 in
Max PSI	320 psi
Thd Disch Size	--

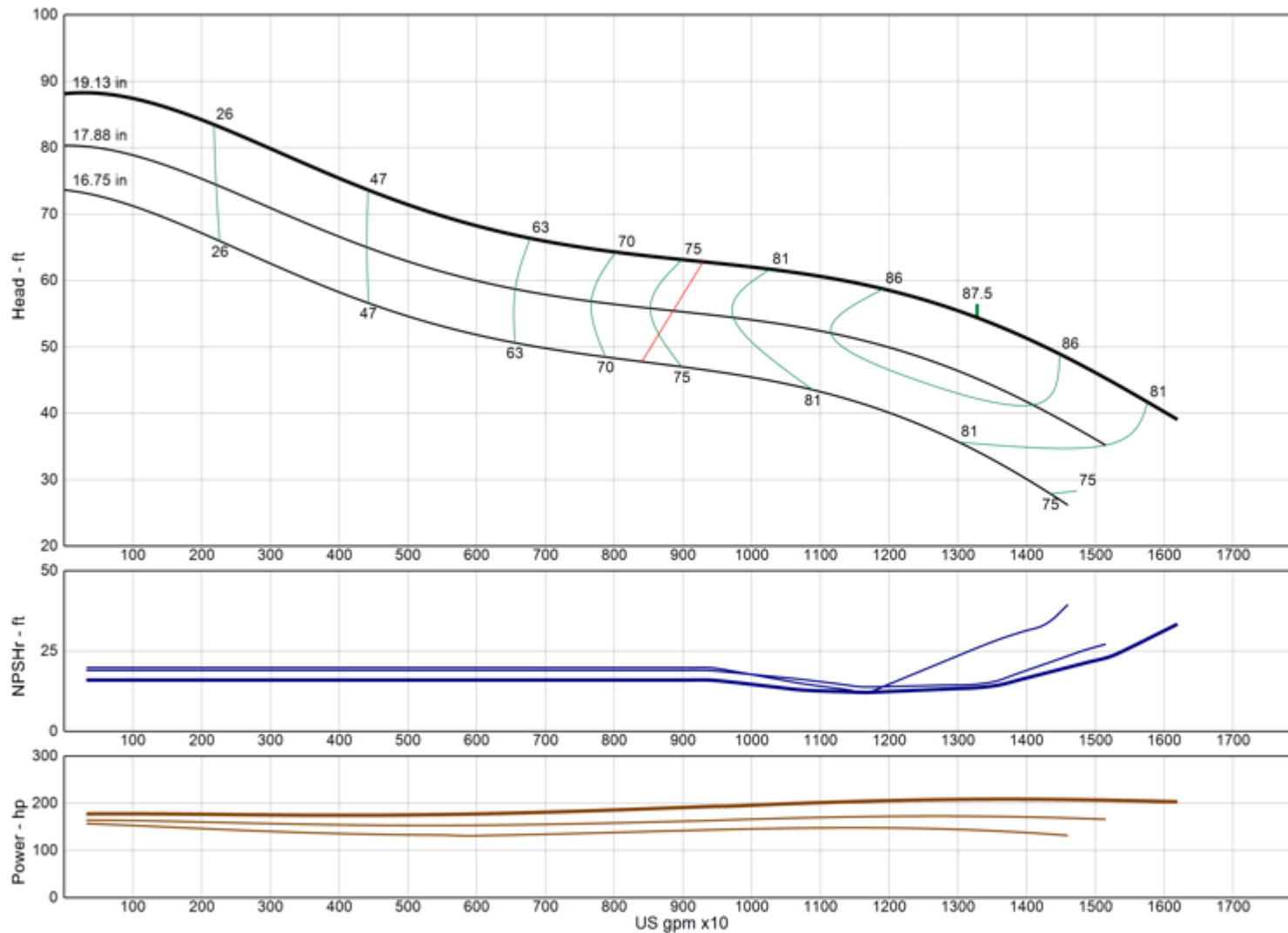
TURBINE OPERATIONS
Lubbock, Texas

NOMINAL BOWL PERFORMANCE CURVE AND DATA BASED ON PUMPING CLEAR, NON-AERATED WATER AND USING STANDARD MATERIALS OF CONSTRUCTION. RATED POINT ONLY CAN BE GUARANTEED BY THE FACTORY. CURVES REPRESENT SINGLE STAGE AVERAGE PERFORMANCE BASED ON TEST OF MULTI-STAGE BOWL ASSEMBLY. EFFICIENCY CORRECTION APPLIES DIRECTLY TO EFFICIENCY (-) AND HEAD (x) FOR LESSER STAGES. ACTUAL DRIVER OPERATING SPEED SHOULD BE VERIFIED.

MODEL 30GHXC

(Effective November 04, 2019)

Vertical Turbine Pump



Model	30GHXC
RPM	740
Freq Poles	50 Hz 8-pole
Pump Type	Lineshaft
EFFICIENCY CORRECTION	
1-STAGE	0.0
2-STAGE	0.0
3-STAGE	0.0
4-STAGE	0.0
Impeller Type	Enclosed
Ns	4255
Thrust K-Factor	125.20 lb/ft
Bowl OD	30.00 in
Bowl Lateral	2.32 in
Max PSI	320 psi
Thd Disch Size	--

TURBINE OPERATIONS

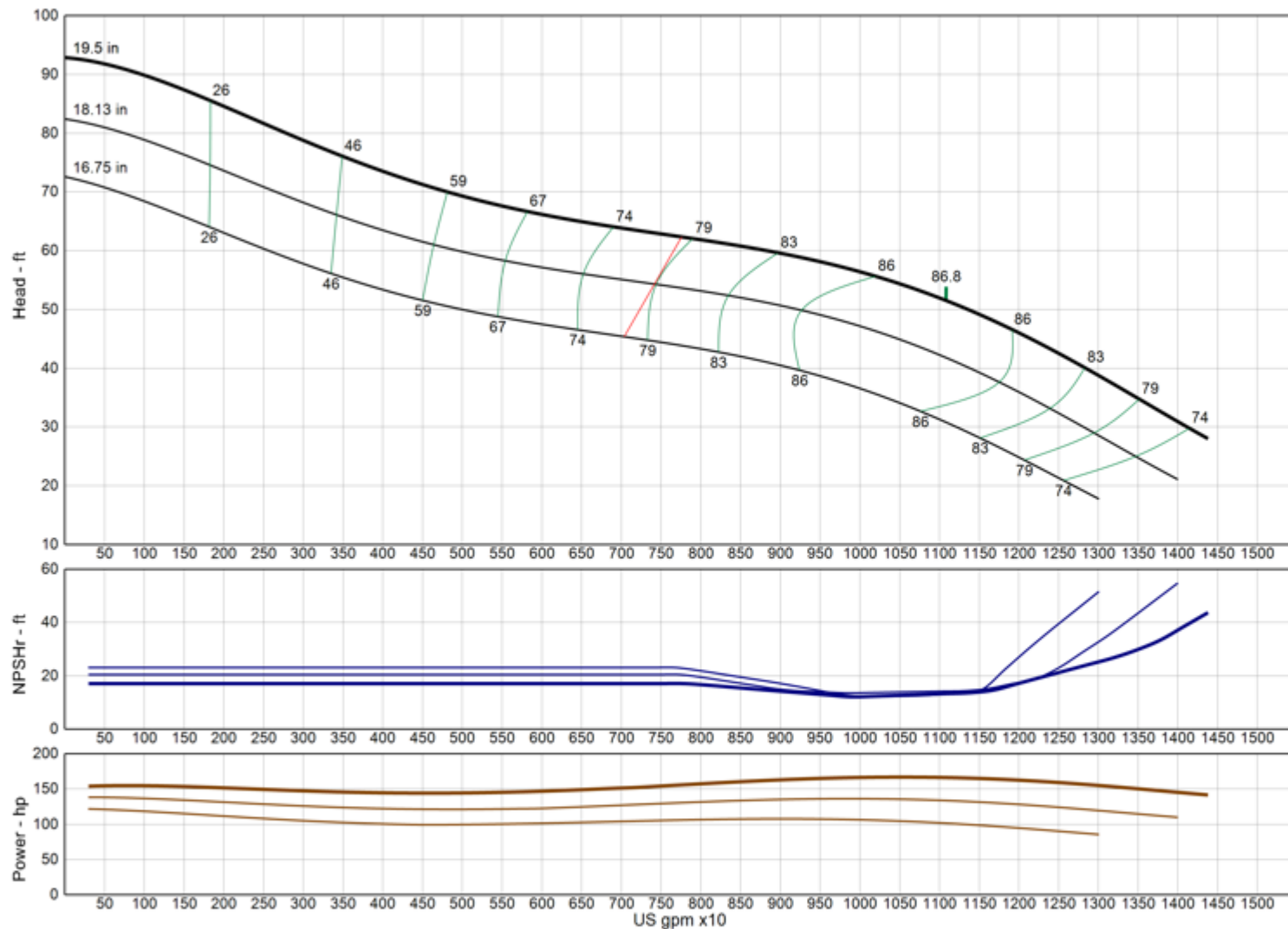
Lubbock, Texas

NOMINAL BOWL PERFORMANCE CURVE AND DATA BASED ON PUMPING CLEAR, NON-AERATED WATER AND USING STANDARD MATERIALS OF CONSTRUCTION. RATED POINT ONLY CAN BE GUARANTEED BY THE FACTORY. CURVES REPRESENT SINGLE STAGE AVERAGE PERFORMANCE BASED ON TEST OF MULTI-STAGE BOWL ASSEMBLY. EFFICIENCY CORRECTION APPLIES DIRECTLY TO EFFICIENCY (-) AND HEAD (x) FOR LESSER STAGES. ACTUAL DRIVER OPERATING SPEED SHOULD BE VERIFIED.

MODEL 30GLC

(Effective November 04, 2019)

Vertical Turbine Pump



Model	30GLC
RPM	740
Freq Poles	50 Hz 8-pole
Pump Type	Lineshaft
EFFICIENCY CORRECTION	
1-STAGE	0.0
2-STAGE	0.0
3-STAGE	0.0
4-STAGE	0.0
Impeller Type	Enclosed
Ns	4050
Thrust K-Factor	103.60 lb/ft
Bowl OD	30.00 in
Bowl Lateral	2.32 in
Max PSI	320 psi
Thd Disch Size	--

TURBINE OPERATIONS

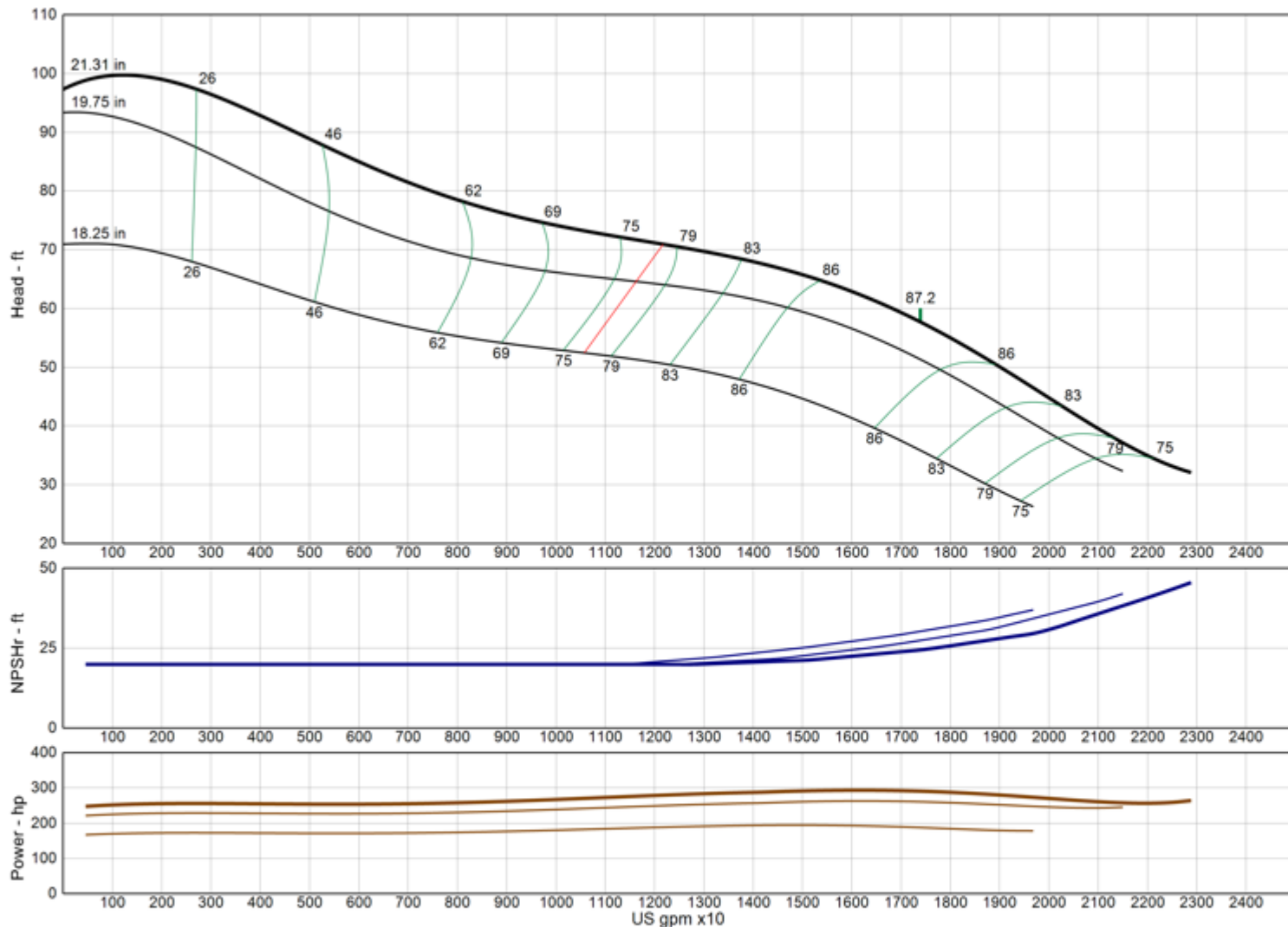
Lubbock, Texas

NOMINAL BOWL PERFORMANCE CURVE AND DATA BASED ON PUMPING CLEAR, NON-AERATED WATER AND USING STANDARD MATERIALS OF CONSTRUCTION. RATED POINT ONLY CAN BE GUARANTEED BY THE FACTORY. CURVES REPRESENT SINGLE STAGE AVERAGE PERFORMANCE BASED ON TEST OF MULTI-STAGE BOWL ASSEMBLY. EFFICIENCY CORRECTION APPLIES DIRECTLY TO EFFICIENCY (-) AND HEAD (x) FOR LESSER STAGES. ACTUAL DRIVER OPERATING SPEED SHOULD BE VERIFIED.

MODEL 32GHC

(Effective November 04, 2019)

Vertical Turbine Pump



Model	32GHC
RPM	740
Freq Poles	50 Hz 8-pole
Pump Type	Lineshaft
EFFICIENCY CORRECTION	
1-STAGE	0.0
2-STAGE	0.0
3-STAGE	0.0
4-STAGE	0.0
Impeller Type	Enclosed
Ns	4660
Thrust K-Factor	124.40 lb/ft
Bowl OD	32.00 in
Bowl Lateral	2.25 in
Max PSI	320 psi
Thd Disch Size	--

TURBINE OPERATIONS

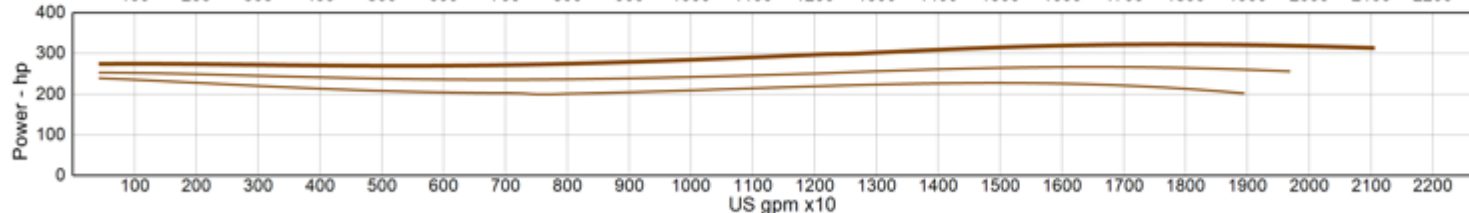
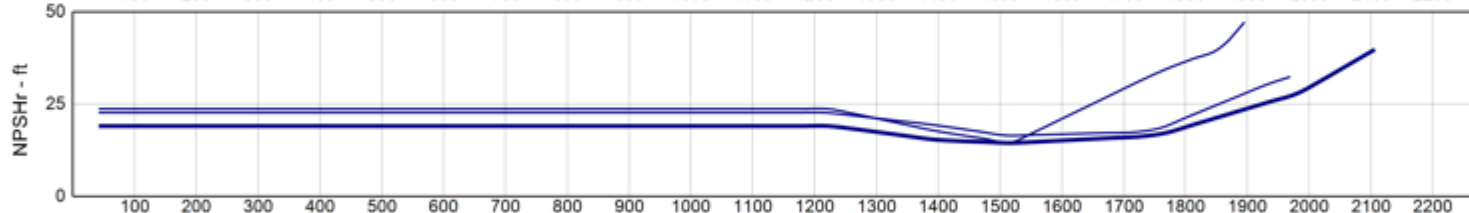
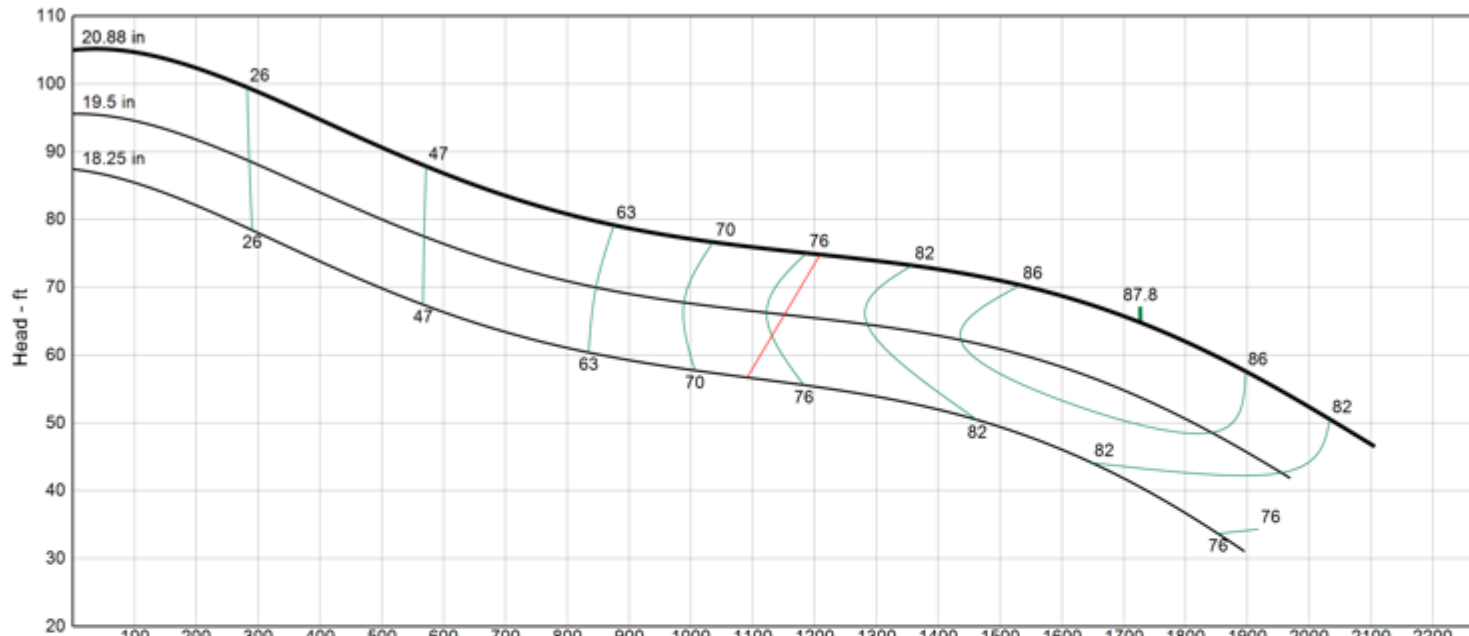
Lubbock, Texas

NOMINAL BOWL PERFORMANCE CURVE AND DATA BASED ON PUMPING CLEAR, NON-AERATED WATER AND USING STANDARD MATERIALS OF CONSTRUCTION. RATED POINT ONLY CAN BE GUARANTEED BY THE FACTORY. CURVES REPRESENT SINGLE STAGE AVERAGE PERFORMANCE BASED ON TEST OF MULTI-STAGE BOWL ASSEMBLY. EFFICIENCY CORRECTION APPLIES DIRECTLY TO EFFICIENCY (-) AND HEAD (x) FOR LESSER STAGES. ACTUAL DRIVER OPERATING SPEED SHOULD BE VERIFIED.

MODEL 32GHXC

(Effective November 04, 2019)

Vertical Turbine Pump



Model	32GHXC
RPM	740
Freq Poles	50 Hz 8-pole
Pump Type	Lineshaft
EFFICIENCY CORRECTION	
1-STAGE	0.0
2-STAGE	0.0
3-STAGE	0.0
4-STAGE	0.0
Impeller Type	Enclosed
Ns	4255
Thrust K-Factor	148.10 lb/ft
Bowl OD	32.00 in
Bowl Lateral	2.25 in
Max PSI	320 psi
Thd Disch Size	--

TURBINE OPERATIONS
Lubbock, Texas

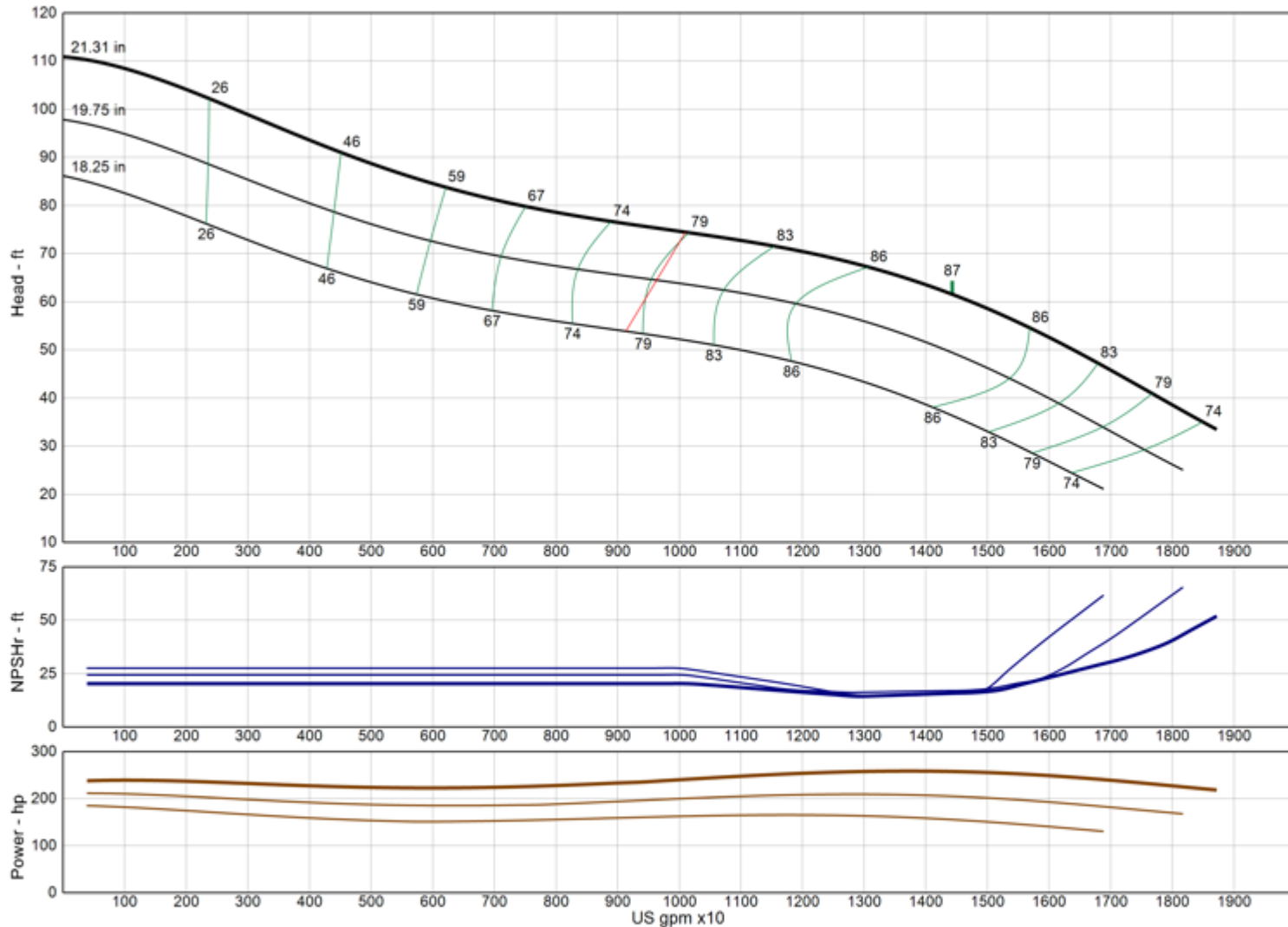
NOMINAL BOWL PERFORMANCE CURVE AND DATA BASED ON PUMPING CLEAR, NON-AERATED WATER AND USING STANDARD MATERIALS OF CONSTRUCTION. RATED POINT ONLY CAN BE GUARANTEED BY THE FACTORY. CURVES REPRESENT SINGLE STAGE AVERAGE PERFORMANCE BASED ON TEST OF MULTI-STAGE BOWL ASSEMBLY. EFFICIENCY CORRECTION APPLIES DIRECTLY TO EFFICIENCY (-) AND HEAD (x) FOR LESSER STAGES. ACTUAL DRIVER OPERATING SPEED SHOULD BE VERIFIED.



MODEL 32GLC

(Effective November 04, 2019)

Vertical Turbine Pump



Model	32GLC
RPM	740
Freq Poles	50 Hz 8-pole
Pump Type	Lineshaft
EFFICIENCY CORRECTION	
1-STAGE	0.0
2-STAGE	0.0
3-STAGE	0.0
4-STAGE	0.0
Impeller Type	Enclosed
Ns	4045
Thrust K-Factor	121.40 lb/ft
Bowl OD	32.00 in
Bowl Lateral	2.25 in
Max PSI	320 psi
Thd Disch Size	--

TURBINE OPERATIONS

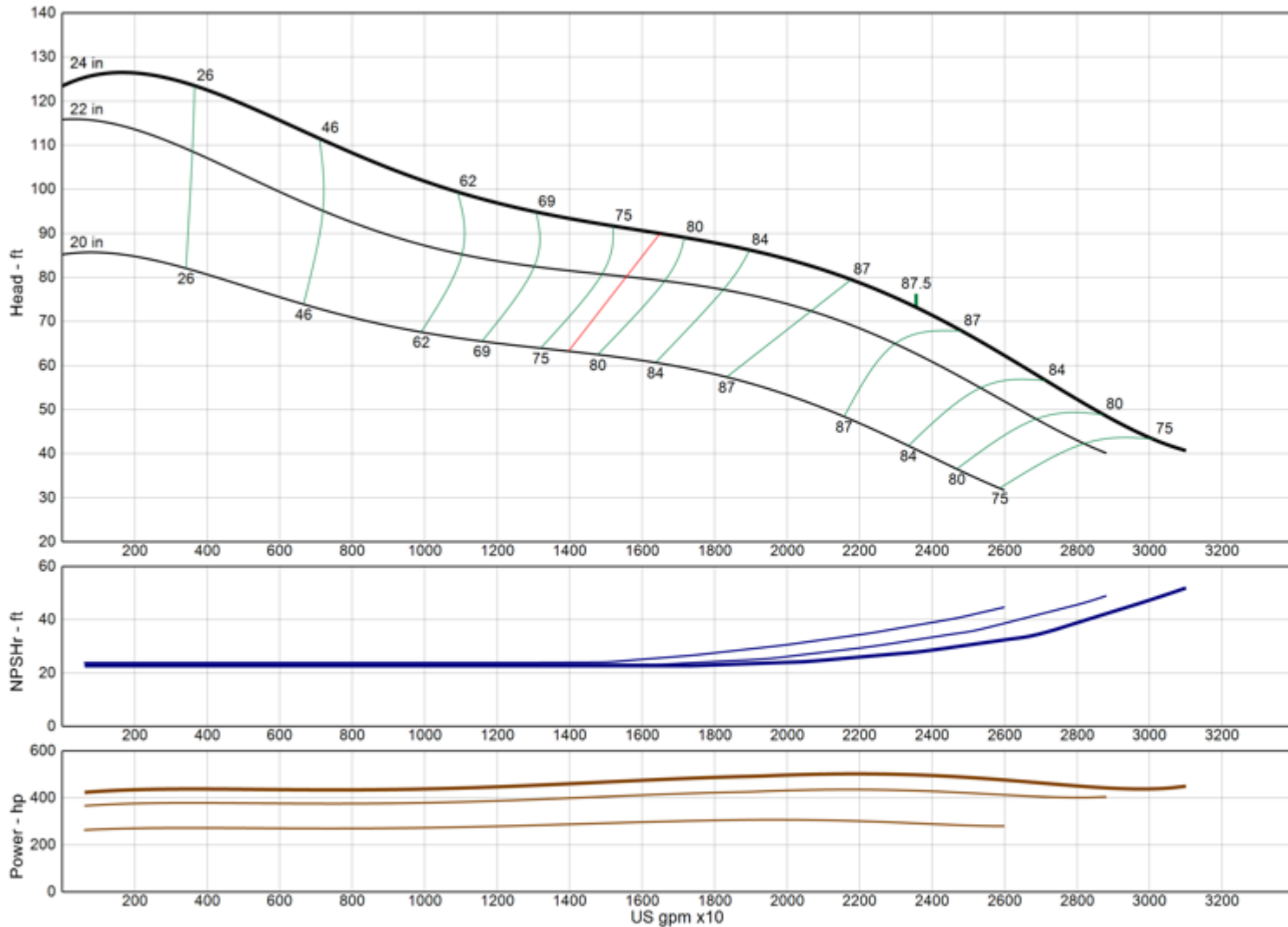
Lubbock, Texas

NOMINAL BOWL PERFORMANCE CURVE AND DATA BASED ON PUMPING CLEAR, NON-AERATED WATER AND USING STANDARD MATERIALS OF CONSTRUCTION. RATED POINT ONLY CAN BE GUARANTEED BY THE FACTORY. CURVES REPRESENT SINGLE STAGE AVERAGE PERFORMANCE BASED ON TEST OF MULTI-STAGE BOWL ASSEMBLY. EFFICIENCY CORRECTION APPLIES DIRECTLY TO EFFICIENCY (-) AND HEAD (x) FOR LESSER STAGES. ACTUAL DRIVER OPERATING SPEED SHOULD BE VERIFIED.

MODEL 34GHC

(Effective November 04, 2019)

Vertical Turbine Pump



Model	34GHC
RPM	740
Freq Poles	50 Hz 8-pole
Pump Type	Lineshaft
EFFICIENCY CORRECTION	
1-STAGE	0.0
2-STAGE	0.0
3-STAGE	0.0
4-STAGE	0.0
Impeller Type	Enclosed
Ns	4540
Thrust K-Factor	151.00 lb/ft
Bowl OD	34.00 in
Bowl Lateral	2.11 in
Max PSI	330 psi
Thd Disch Size	--

TURBINE OPERATIONS

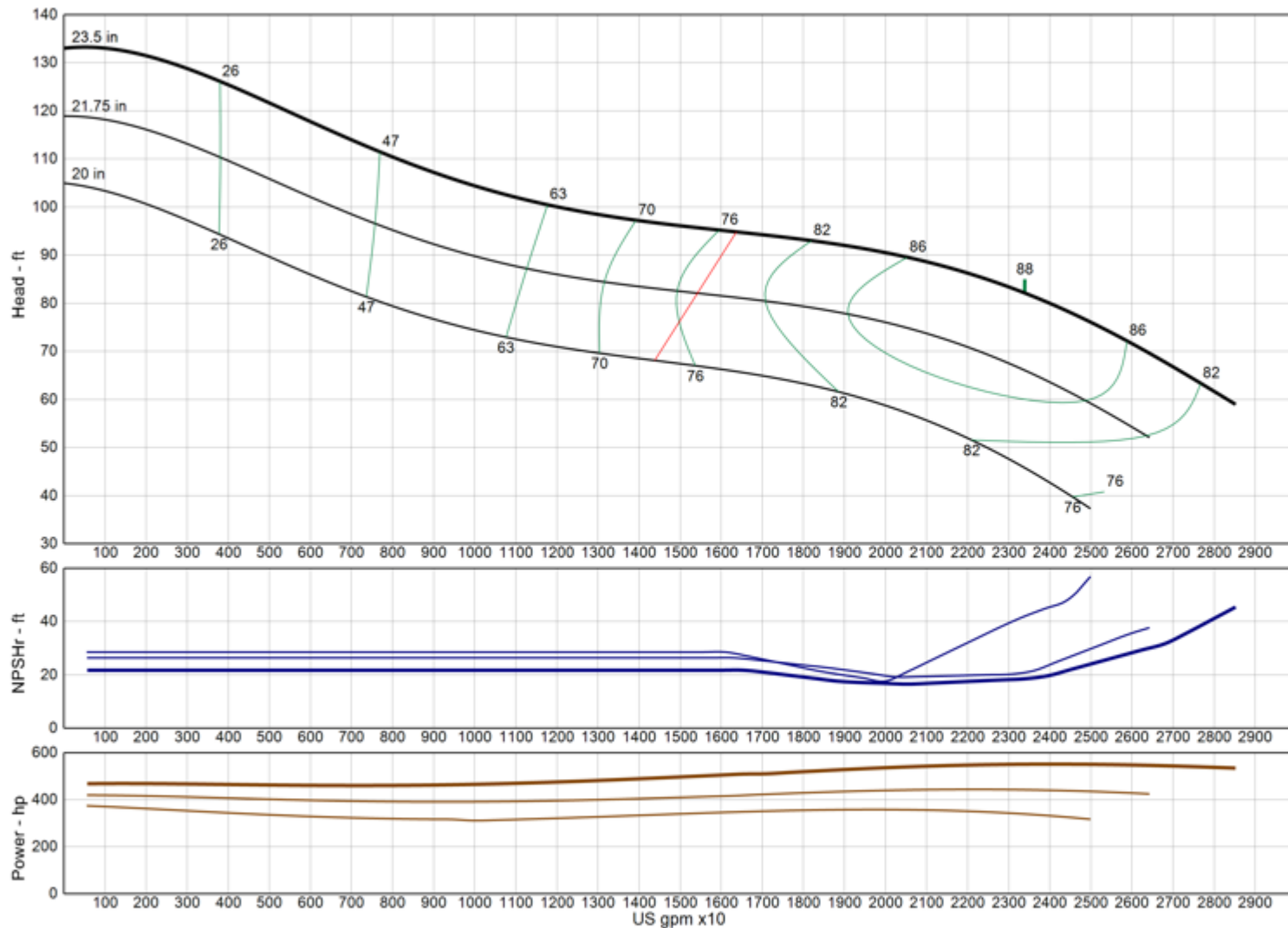
Lubbock, Texas

NOMINAL BOWL PERFORMANCE CURVE AND DATA BASED ON PUMPING CLEAR, NON-AERATED WATER AND USING STANDARD MATERIALS OF CONSTRUCTION. RATED POINT ONLY CAN BE GUARANTEED BY THE FACTORY. CURVES REPRESENT SINGLE STAGE AVERAGE PERFORMANCE BASED ON TEST OF MULTI-STAGE BOWL ASSEMBLY. EFFICIENCY CORRECTION APPLIES DIRECTLY TO EFFICIENCY (-) AND HEAD (x) FOR LESSER STAGES. ACTUAL DRIVER OPERATING SPEED SHOULD BE VERIFIED.

MODEL 34GHXC

(Effective November 04, 2019)

Vertical Turbine Pump



Model	34GHXC
RPM	740
Freq Poles	50 Hz 8-pole
Pump Type	Lineshaft
EFFICIENCY CORRECTION	
1-STAGE	0.0
2-STAGE	0.0
3-STAGE	0.0
4-STAGE	0.0
Impeller Type	Enclosed
Ns	4145
Thrust K-Factor	177.50 lb/ft
Bowl OD	34.00 in
Bowl Lateral	2.11 in
Max PSI	330 psi
Thd Disch Size	--

TURBINE OPERATIONS

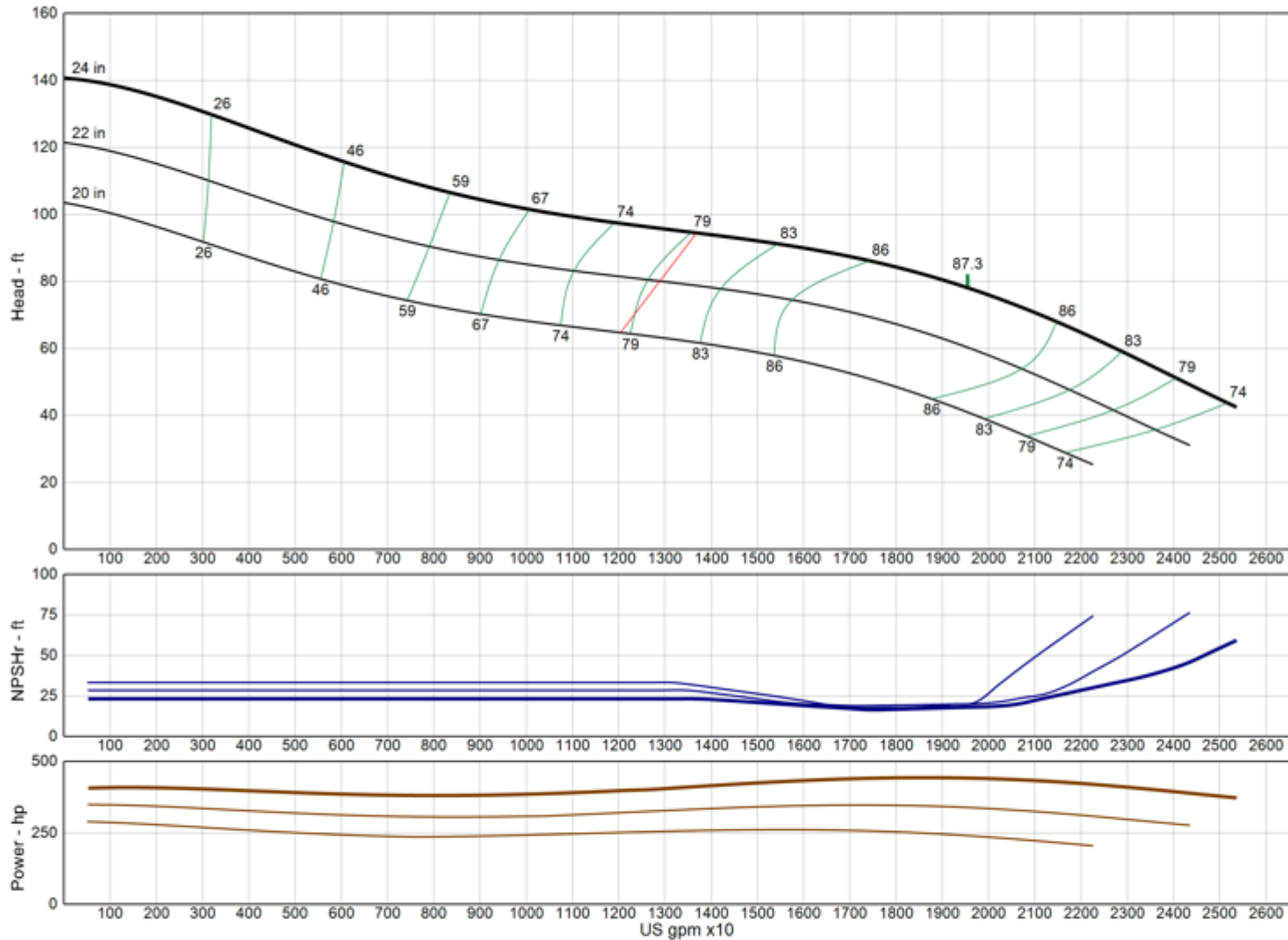
Lubbock, Texas

NOMINAL BOWL PERFORMANCE CURVE AND DATA BASED ON PUMPING CLEAR, NON-AERATED WATER AND USING STANDARD MATERIALS OF CONSTRUCTION. RATED POINT ONLY CAN BE GUARANTEED BY THE FACTORY. CURVES REPRESENT SINGLE STAGE AVERAGE PERFORMANCE BASED ON TEST OF MULTI-STAGE BOWL ASSEMBLY. EFFICIENCY CORRECTION APPLIES DIRECTLY TO EFFICIENCY (-) AND HEAD (x) FOR LESSER STAGES. ACTUAL DRIVER OPERATING SPEED SHOULD BE VERIFIED.

MODEL 34GLC

(Effective November 04, 2019)

Vertical Turbine Pump



Model	34GLC
RPM	740
Freq Poles	50 Hz 8-pole
Pump Type	Lineshaft
EFFICIENCY CORRECTION	
1-STAGE	0.0
2-STAGE	0.0
3-STAGE	0.0
4-STAGE	0.0
Impeller Type	Enclosed
Ns	3940
Thrust K-Factor	147.20 lb/ft
Bowl OD	34.00 in
Bowl Lateral	2.11 in
Max PSI	330 psi
Thd Disch Size	--

TURBINE OPERATIONS

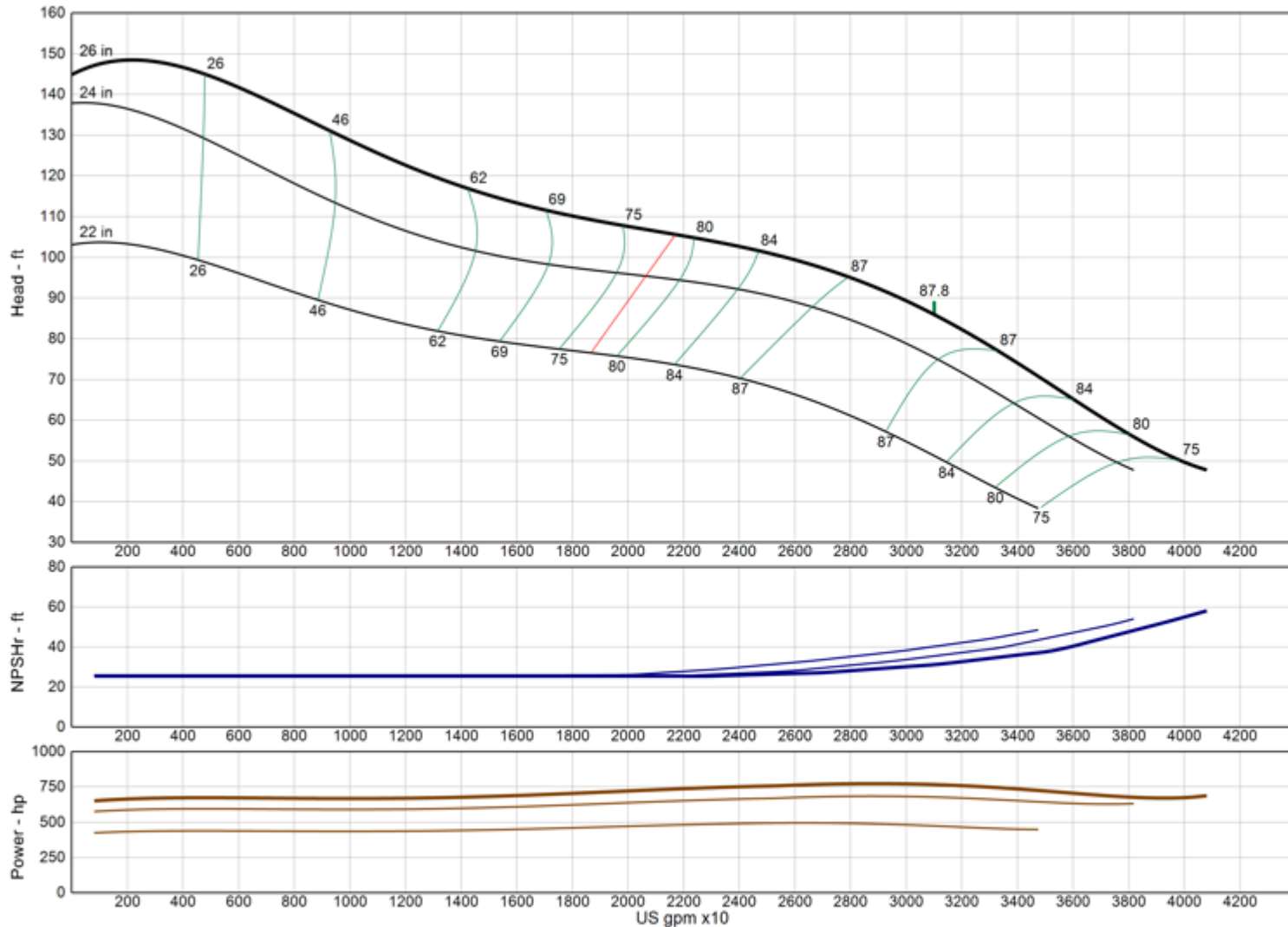
Lubbock, Texas

NOMINAL BOWL PERFORMANCE CURVE AND DATA BASED ON PUMPING CLEAR, NON-AERATED WATER AND USING STANDARD MATERIALS OF CONSTRUCTION. RATED POINT ONLY CAN BE GUARANTEED BY THE FACTORY. CURVES REPRESENT SINGLE STAGE AVERAGE PERFORMANCE BASED ON TEST OF MULTI-STAGE BOWL ASSEMBLY. EFFICIENCY CORRECTION APPLIES DIRECTLY TO EFFICIENCY (-) AND HEAD (x) FOR LESSER STAGES. ACTUAL DRIVER OPERATING SPEED SHOULD BE VERIFIED.

MODEL 36GHC

(Effective November 04, 2019)

Vertical Turbine Pump



Model 36GHC

RPM 740

Freq | Poles 50 Hz | 8-pole

Pump Type Lineshaft

EFFICIENCY CORRECTION

1-STAGE 0.0

2-STAGE 0.0

3-STAGE 0.0

4-STAGE 0.0

Impeller Type Enclosed

Ns 4620

Thrust K-Factor 179.40 lb/ft

Bowl OD 36.00 in

Bowl Lateral 2.80 in

Max PSI 270 psi

Thd Disch Size --

TURBINE OPERATIONS

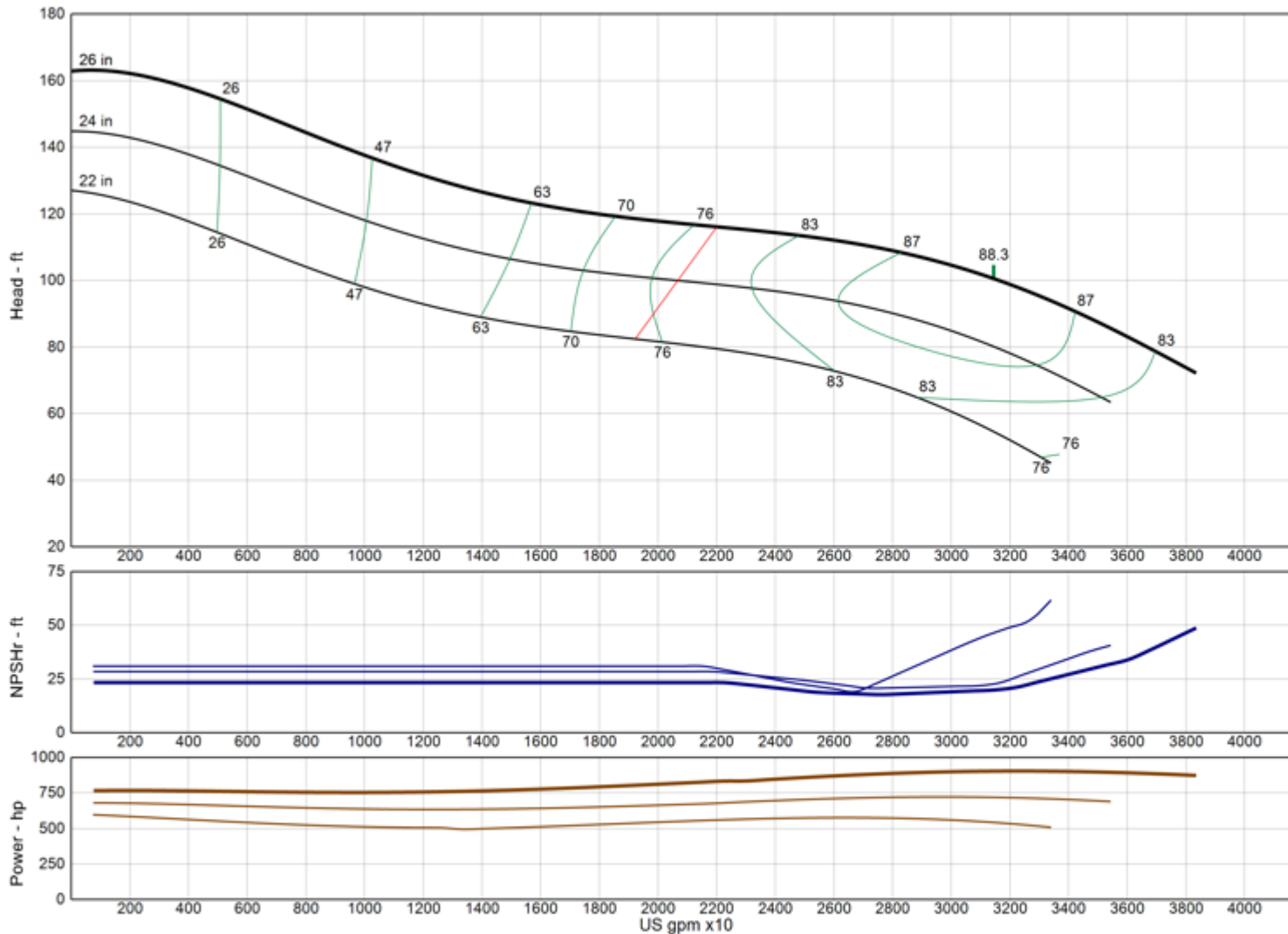
Lubbock, Texas

NOMINAL BOWL PERFORMANCE CURVE AND DATA BASED ON PUMPING CLEAR, NON-AERATED WATER AND USING STANDARD MATERIALS OF CONSTRUCTION. RATED POINT ONLY CAN BE GUARANTEED BY THE FACTORY. CURVES REPRESENT SINGLE STAGE AVERAGE PERFORMANCE BASED ON TEST OF MULTI-STAGE BOWL ASSEMBLY. EFFICIENCY CORRECTION APPLIES DIRECTLY TO EFFICIENCY (-) AND HEAD (x) FOR LESSER STAGES. ACTUAL DRIVER OPERATING SPEED SHOULD BE VERIFIED.

MODEL 36GHXC

(Effective November 04, 2019)

Vertical Turbine Pump



Model	36GHXC
RPM	740
Freq Poles	50 Hz 8-pole
Pump Type	Lineshaft
EFFICIENCY CORRECTION	
1-STAGE	0.0
2-STAGE	0.0
3-STAGE	0.0
4-STAGE	0.0
Impeller Type	Enclosed
Ns	4130
Thrust K-Factor	212.00 lb/ft
Bowl OD	36.00 in
Bowl Lateral	2.80 in
Max PSI	270 psi
Thd Disch Size	--

TURBINE OPERATIONS

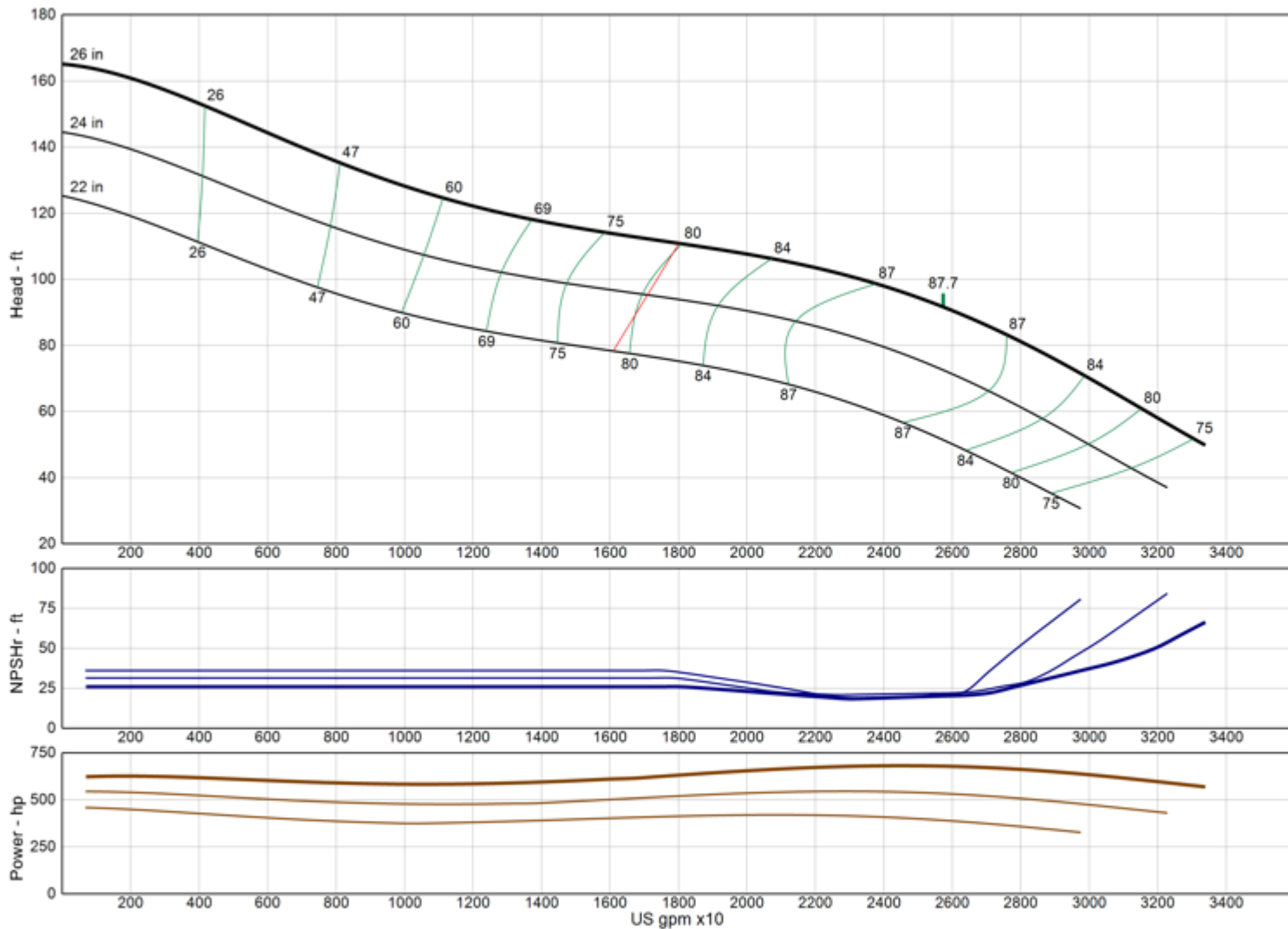
Lubbock, Texas

NOMINAL BOWL PERFORMANCE CURVE AND DATA BASED ON PUMPING CLEAR, NON-AERATED WATER AND USING STANDARD MATERIALS OF CONSTRUCTION. RATED POINT ONLY CAN BE GUARANTEED BY THE FACTORY. CURVES REPRESENT SINGLE STAGE AVERAGE PERFORMANCE BASED ON TEST OF MULTI-STAGE BOWL ASSEMBLY. EFFICIENCY CORRECTION APPLIES DIRECTLY TO EFFICIENCY (-) AND HEAD (x) FOR LESSER STAGES. ACTUAL DRIVER OPERATING SPEED SHOULD BE VERIFIED.

MODEL 36GLC

(Effective November 04, 2019)

Vertical Turbine Pump



Model	36GLC
RPM	740
Freq Poles	50 Hz 8-pole
Pump Type	Lineshaft
EFFICIENCY CORRECTION	
1-STAGE	0.0
2-STAGE	0.0
3-STAGE	0.0
4-STAGE	0.0
Impeller Type	Enclosed
Ns	4010
Thrust K-Factor	175.10 lb/ft
Bowl OD	36.00 in
Bowl Lateral	2.80 in
Max PSI	270 psi
Thd Disch Size	--

TURBINE OPERATIONS

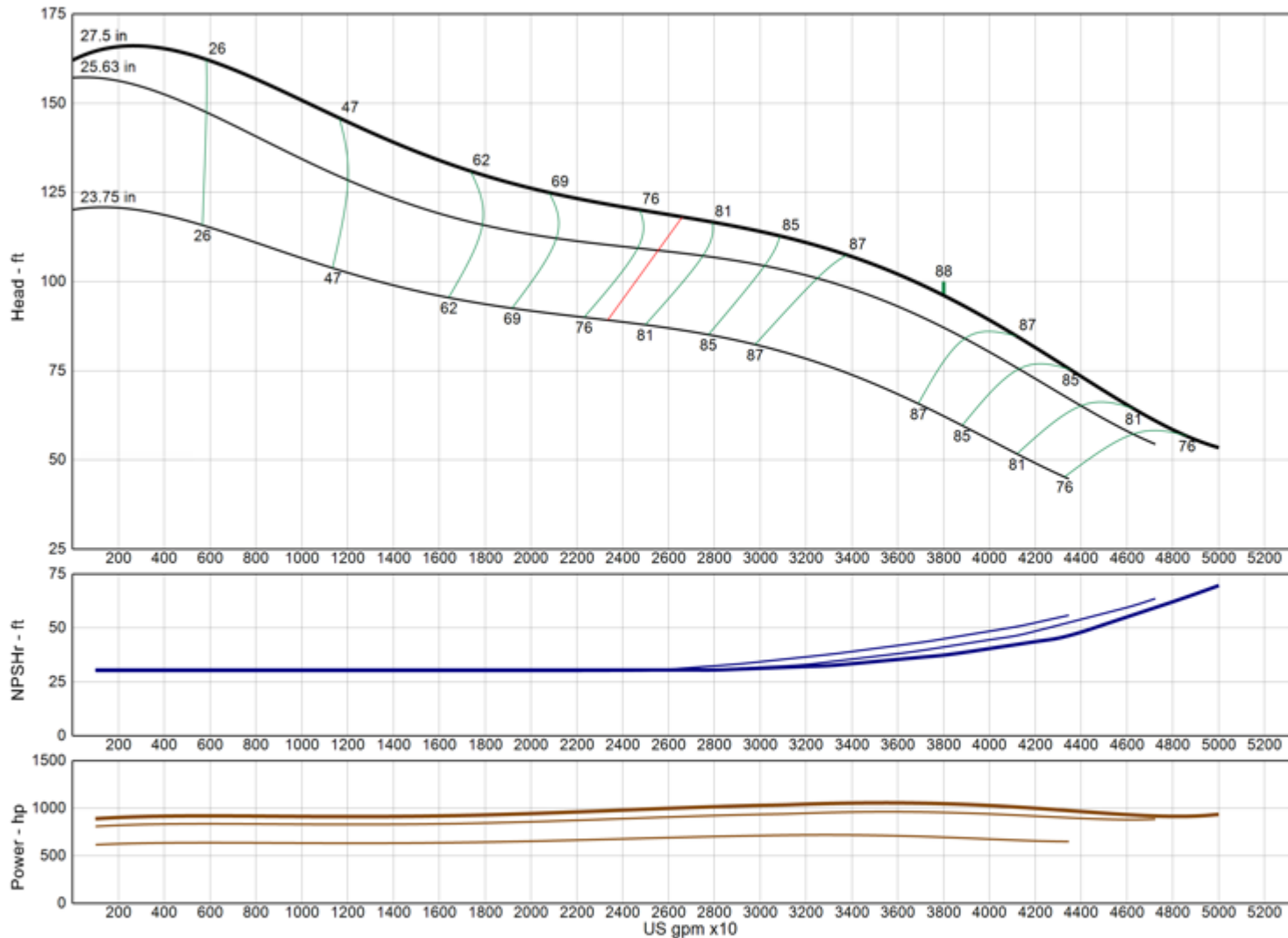
Lubbock, Texas

NOMINAL BOWL PERFORMANCE CURVE AND DATA BASED ON PUMPING CLEAR, NON-AERATED WATER AND USING STANDARD MATERIALS OF CONSTRUCTION. RATED POINT ONLY CAN BE GUARANTEED BY THE FACTORY. CURVES REPRESENT SINGLE STAGE AVERAGE PERFORMANCE BASED ON TEST OF MULTI-STAGE BOWL ASSEMBLY. EFFICIENCY CORRECTION APPLIES DIRECTLY TO EFFICIENCY (-) AND HEAD (x) FOR LESSER STAGES. ACTUAL DRIVER OPERATING SPEED SHOULD BE VERIFIED.

MODEL 40GHC

(Effective November 04, 2019)

Vertical Turbine Pump



Model	40GHC
RPM	740
Freq Poles	50 Hz 8-pole
Pump Type	Lineshaft
EFFICIENCY CORRECTION	
1-STAGE	0.0
2-STAGE	0.0
3-STAGE	0.0
4-STAGE	0.0
Impeller Type	Enclosed
Ns	4700
Thrust K-Factor	210.40 lb/ft
Bowl OD	40.00 in
Bowl Lateral	3.18 in
Max PSI	330 psi
Thd Disch Size	--

TURBINE OPERATIONS
Lubbock, Texas

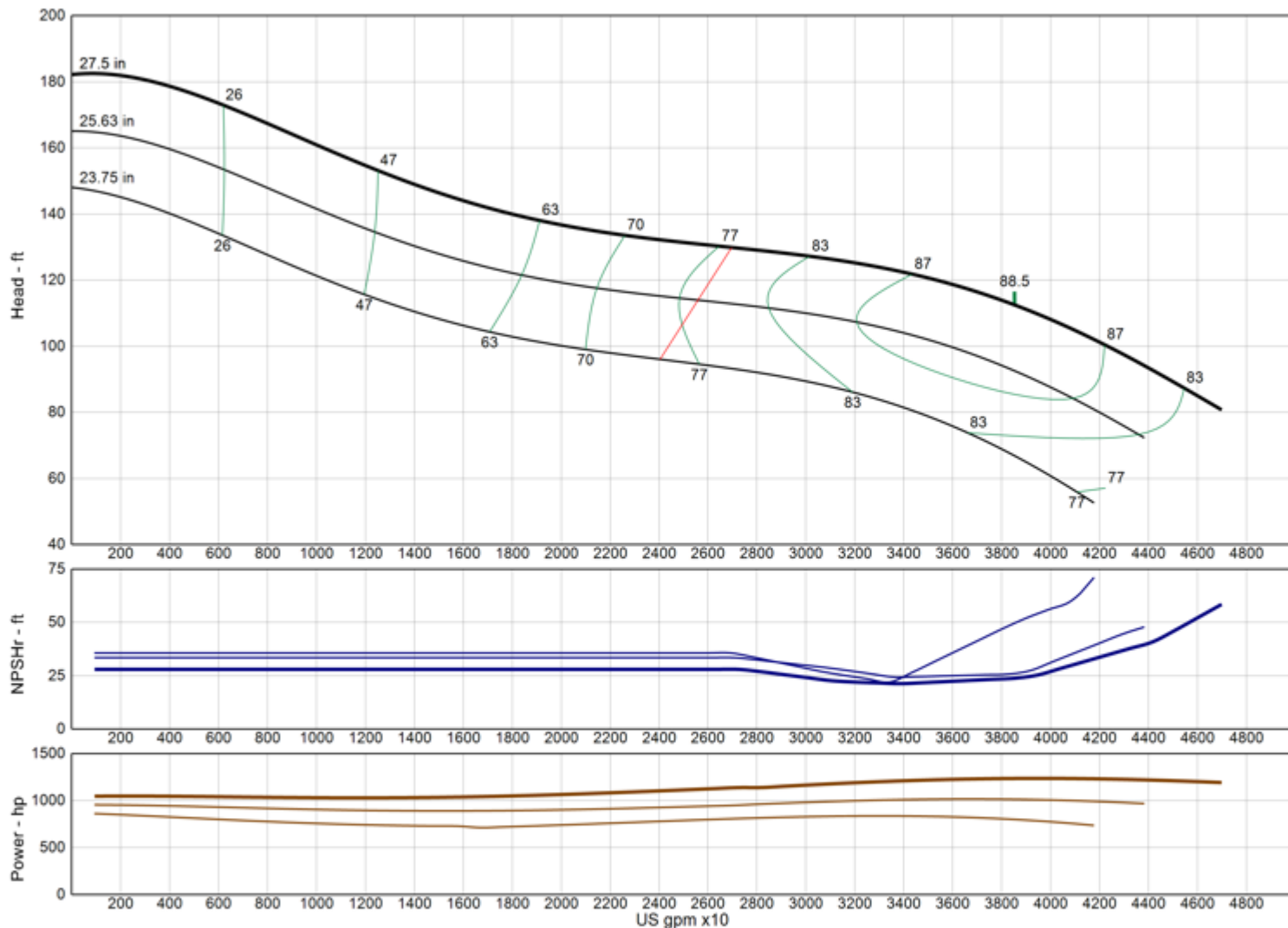
NOMINAL BOWL PERFORMANCE CURVE AND DATA BASED ON PUMPING CLEAR, NON-AERATED WATER AND USING STANDARD MATERIALS OF CONSTRUCTION. RATED POINT ONLY CAN BE GUARANTEED BY THE FACTORY. CURVES REPRESENT SINGLE STAGE AVERAGE PERFORMANCE BASED ON TEST OF MULTI-STAGE BOWL ASSEMBLY. EFFICIENCY CORRECTION APPLIES DIRECTLY TO EFFICIENCY (-) AND HEAD (x) FOR LESSER STAGES. ACTUAL DRIVER OPERATING SPEED SHOULD BE VERIFIED.



MODEL 40GHXC

(Effective November 04, 2019)

Vertical Turbine Pump



Model	40GHXC
RPM	740
Freq Poles	50 Hz 8-pole
Pump Type	Lineshaft
EFFICIENCY CORRECTION	
1-STAGE	0.0
2-STAGE	0.0
3-STAGE	0.0
4-STAGE	0.0
Impeller Type	Enclosed
Ns	4205
Thrust K-Factor	250.40 lb/ft
Bowl OD	40.00 in
Bowl Lateral	3.18 in
Max PSI	330 psi
Thd Disch Size	--

TURBINE OPERATIONS

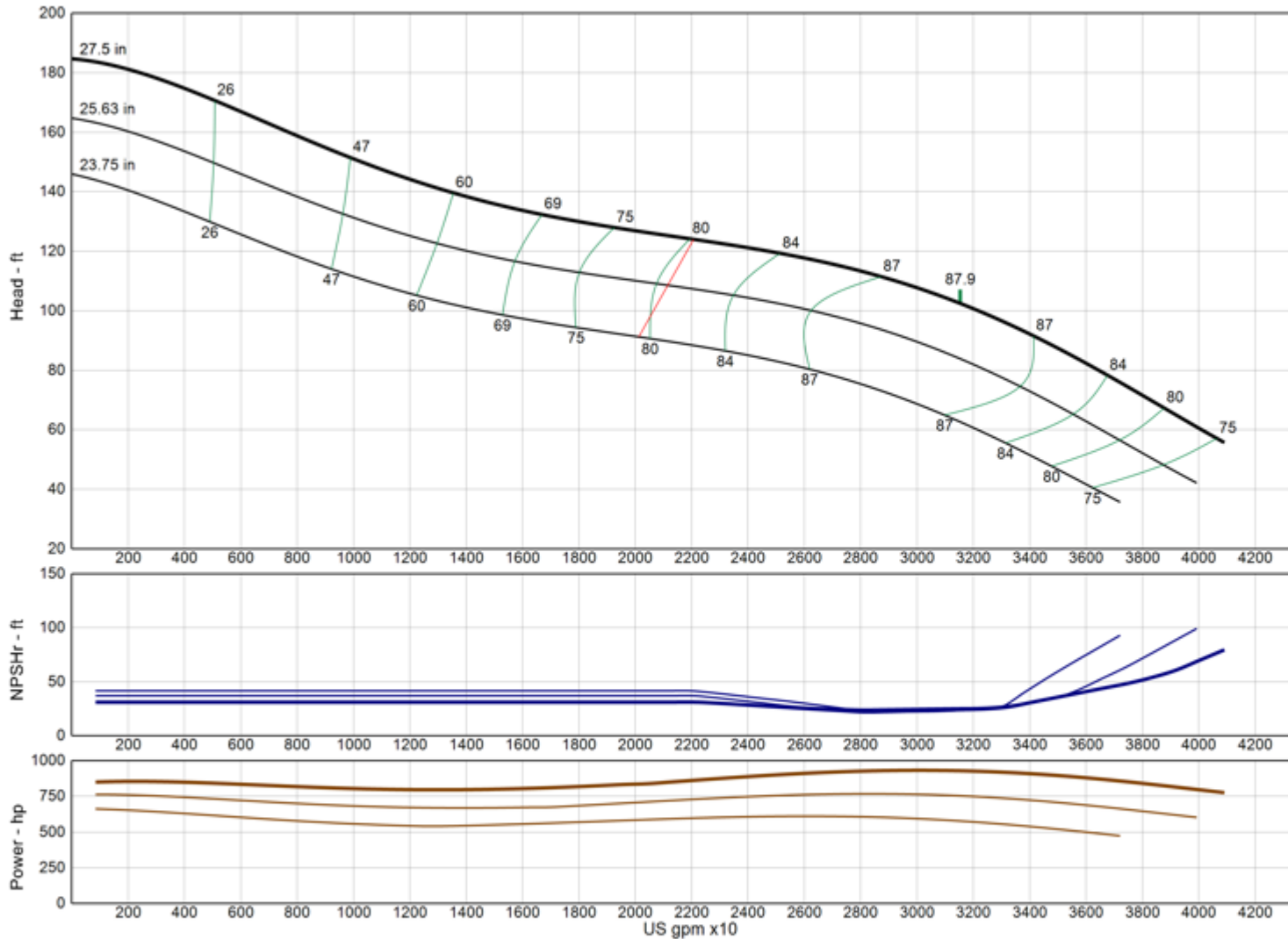
Lubbock, Texas

NOMINAL BOWL PERFORMANCE CURVE AND DATA BASED ON PUMPING CLEAR, NON-AERATED WATER AND USING STANDARD MATERIALS OF CONSTRUCTION. RATED POINT ONLY CAN BE GUARANTEED BY THE FACTORY. CURVES REPRESENT SINGLE STAGE AVERAGE PERFORMANCE BASED ON TEST OF MULTI-STAGE BOWL ASSEMBLY. EFFICIENCY CORRECTION APPLIES DIRECTLY TO EFFICIENCY (-) AND HEAD (x) FOR LESSER STAGES. ACTUAL DRIVER OPERATING SPEED SHOULD BE VERIFIED.

MODEL 40GLC

(Effective November 04, 2019)

Vertical Turbine Pump



Model	40GLC
RPM	740
Freq Poles	50 Hz 8-pole
Pump Type	Lineshaft
EFFICIENCY CORRECTION	
1-STAGE	0.0
2-STAGE	0.0
3-STAGE	0.0
4-STAGE	0.0
Impeller Type	Enclosed
Ns	4080
Thrust K-Factor	205.20 lb/ft
Bowl OD	40.00 in
Bowl Lateral	3.18 in
Max PSI	330 psi
Thd Disch Size	--

TURBINE OPERATIONS
Lubbock, Texas

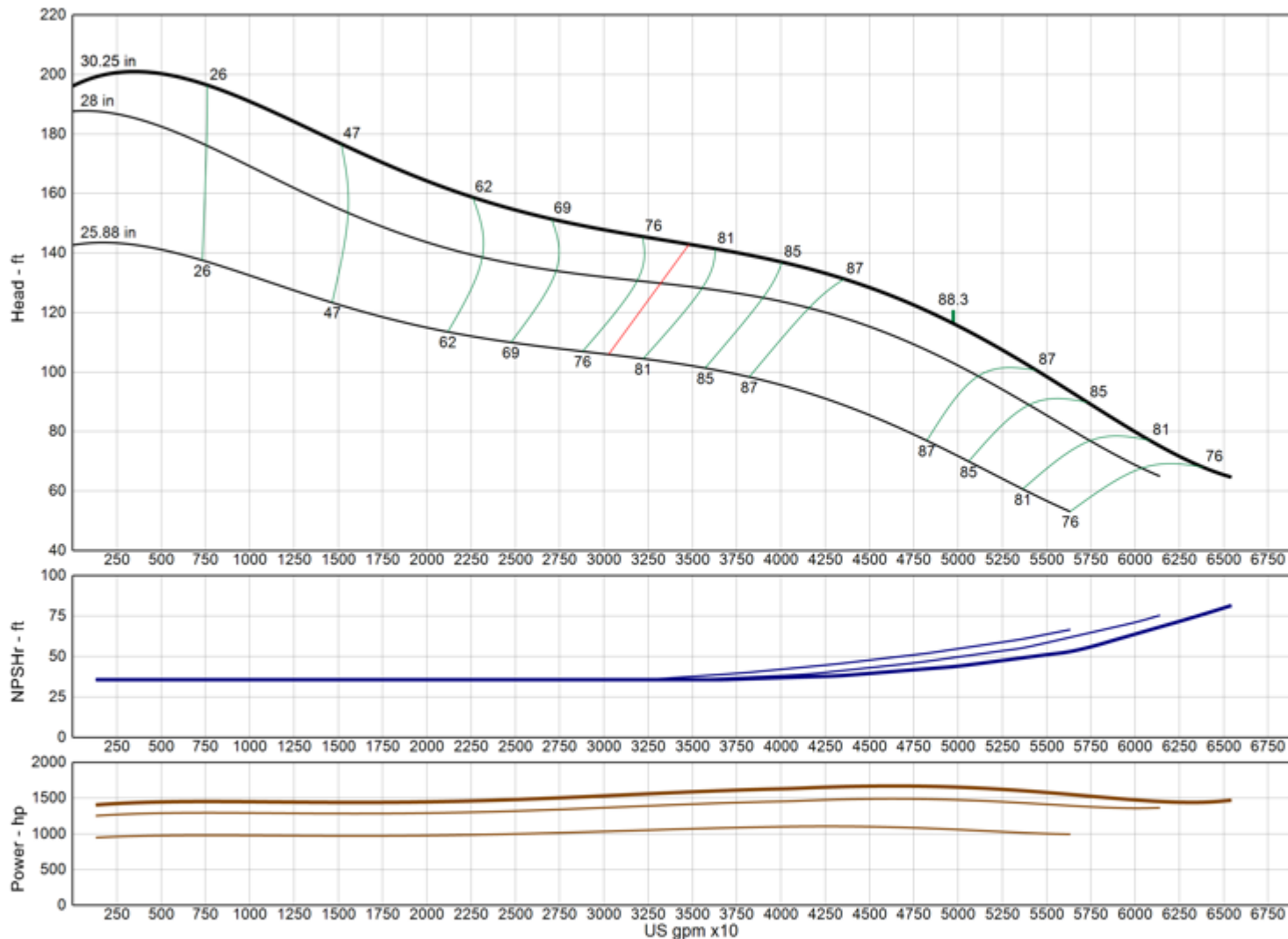
NOMINAL BOWL PERFORMANCE CURVE AND DATA BASED ON PUMPING CLEAR, NON-AERATED WATER AND USING STANDARD MATERIALS OF CONSTRUCTION. RATED POINT ONLY CAN BE GUARANTEED BY THE FACTORY. CURVES REPRESENT SINGLE STAGE AVERAGE PERFORMANCE BASED ON TEST OF MULTI-STAGE BOWL ASSEMBLY. EFFICIENCY CORRECTION APPLIES DIRECTLY TO EFFICIENCY (-) AND HEAD (x) FOR LESSER STAGES. ACTUAL DRIVER OPERATING SPEED SHOULD BE VERIFIED.



MODEL 44GHC

(Effective November 04, 2019)

Vertical Turbine Pump



Model	44GHC
RPM	740
Freq Poles	50 Hz 8-pole
Pump Type	Lineshaft
EFFICIENCY CORRECTION	
1-STAGE	0.0
2-STAGE	0.0
3-STAGE	0.0
4-STAGE	0.0
Impeller Type	Enclosed
Ns	4660
Thrust K-Factor	259.90 lb/ft
Bowl OD	44.00 in
Bowl Lateral	3.73 in
Max PSI	330 psi
Thd Disch Size	--

TURBINE OPERATIONS

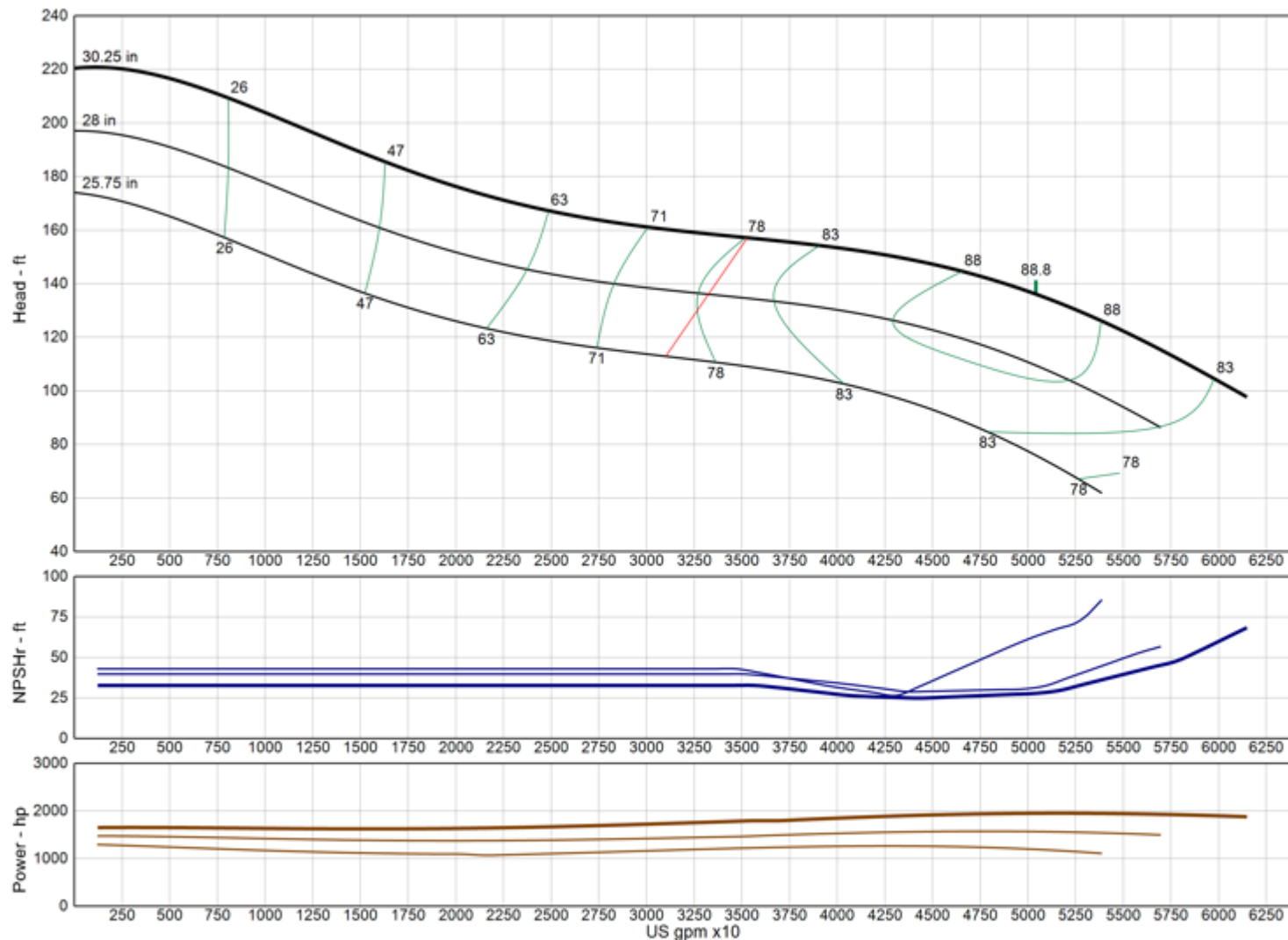
Lubbock, Texas

NOMINAL BOWL PERFORMANCE CURVE AND DATA BASED ON PUMPING CLEAR, NON-AERATED WATER AND USING STANDARD MATERIALS OF CONSTRUCTION. RATED POINT ONLY CAN BE GUARANTEED BY THE FACTORY. CURVES REPRESENT SINGLE STAGE AVERAGE PERFORMANCE BASED ON TEST OF MULTI-STAGE BOWL ASSEMBLY. EFFICIENCY CORRECTION APPLIES DIRECTLY TO EFFICIENCY (-) AND HEAD (x) FOR LESSER STAGES. ACTUAL DRIVER OPERATING SPEED SHOULD BE VERIFIED.

MODEL 44GHXC

(Effective November 04, 2019)

Vertical Turbine Pump



Model	44GHXC
RPM	740
Freq Poles	50 Hz 8-pole
Pump Type	Lineshaft
EFFICIENCY CORRECTION	
1-STAGE	0.0
2-STAGE	0.0
3-STAGE	0.0
4-STAGE	0.0
Impeller Type	Enclosed
Ns	4170
Thrust K-Factor	295.60 lb/ft
Bowl OD	44.00 in
Bowl Lateral	3.73 in
Max PSI	330 psi
Thd Disch Size	--

TURBINE OPERATIONS

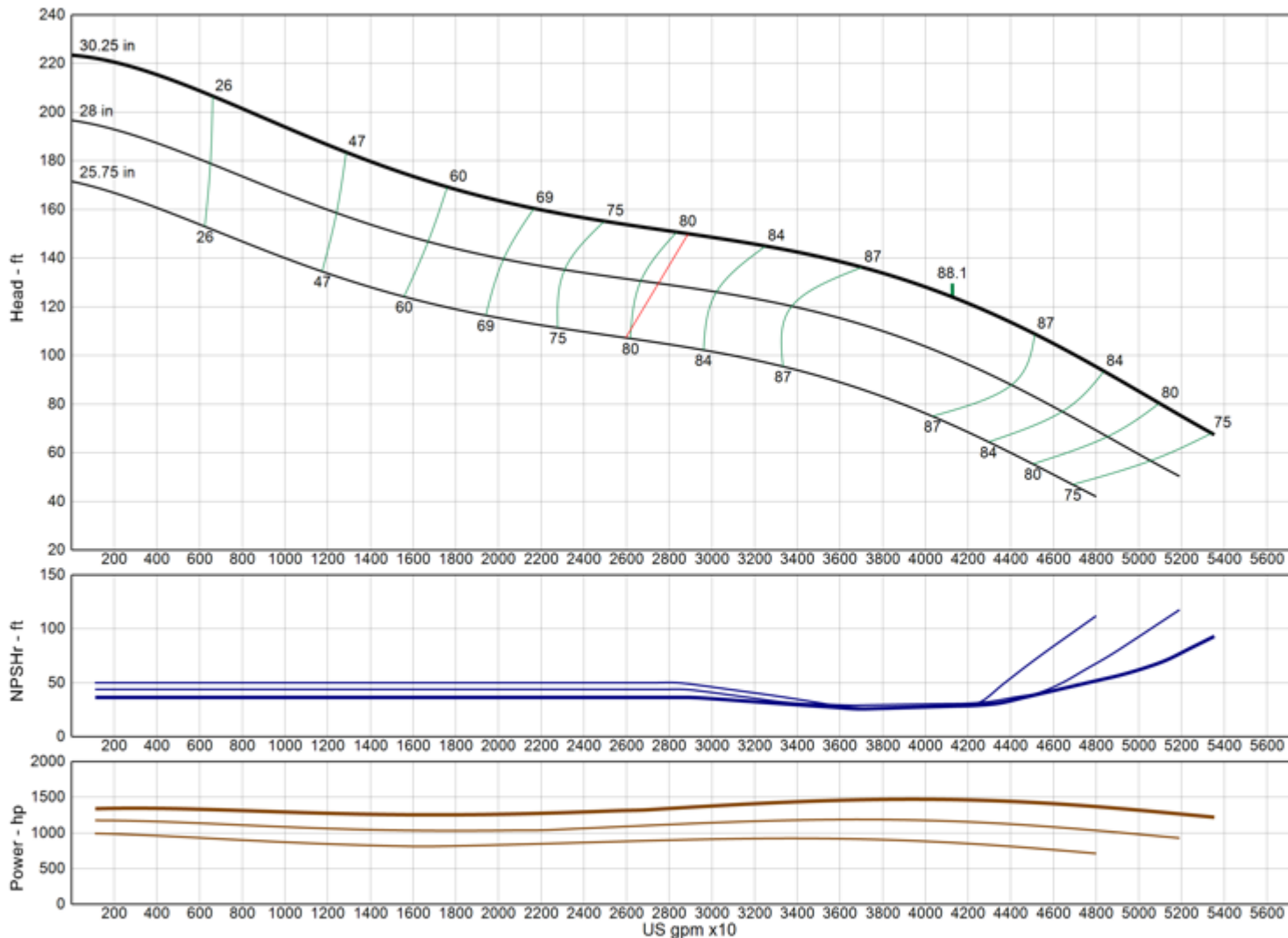
Lubbock, Texas

NOMINAL BOWL PERFORMANCE CURVE AND DATA BASED ON PUMPING CLEAR, NON-AERATED WATER AND USING STANDARD MATERIALS OF CONSTRUCTION. RATED POINT ONLY CAN BE GUARANTEED BY THE FACTORY. CURVES REPRESENT SINGLE STAGE AVERAGE PERFORMANCE BASED ON TEST OF MULTI-STAGE BOWL ASSEMBLY. EFFICIENCY CORRECTION APPLIES DIRECTLY TO EFFICIENCY (-) AND HEAD (x) FOR LESSER STAGES. ACTUAL DRIVER OPERATING SPEED SHOULD BE VERIFIED.

MODEL 44GLC

(Effective November 04, 2019)

Vertical Turbine Pump



Model	44GLC
RPM	740
Freq Poles	50 Hz 8-pole
Pump Type	Lineshaft
EFFICIENCY CORRECTION	
1-STAGE	0.0
2-STAGE	0.0
3-STAGE	0.0
4-STAGE	0.0
Impeller Type	Enclosed
Ns	4045
Thrust K-Factor	253.70 lb/ft
Bowl OD	44.00 in
Bowl Lateral	3.73 in
Max PSI	330 psi
Thd Disch Size	--

TURBINE OPERATIONS

Lubbock, Texas

NOMINAL BOWL PERFORMANCE CURVE AND DATA BASED ON PUMPING CLEAR, NON-AERATED WATER AND USING STANDARD MATERIALS OF CONSTRUCTION. RATED POINT ONLY CAN BE GUARANTEED BY THE FACTORY. CURVES REPRESENT SINGLE STAGE AVERAGE PERFORMANCE BASED ON TEST OF MULTI-STAGE BOWL ASSEMBLY. EFFICIENCY CORRECTION APPLIES DIRECTLY TO EFFICIENCY (-) AND HEAD (x) FOR LESSER STAGES. ACTUAL DRIVER OPERATING SPEED SHOULD BE VERIFIED.

Xylem |'zīləm|

- 1) The tissue in plants that brings water upward from the roots;
- 2) a leading global water technology company.

We're a global team unified in a common purpose: creating advanced technology solutions to the world's water challenges. Developing new technologies that will improve the way water is used, conserved, and re-used in the future is central to our work. Our products and services move, treat, analyze, monitor and return water to the environment, in public utility, industrial, residential and commercial building services settings. Xylem also provides a leading portfolio of smart metering, network technologies and advanced analytics solutions for water, electric and gas utilities. In more than 150 countries, we have strong, long-standing relationships with customers who know us for our powerful combination of leading product brands and applications expertise with a strong focus on developing comprehensive, sustainable solutions.

For more information on how Xylem can help you, go to www.xylem.com

To learn more about
turbine pumps:



Xylem Inc.
P.O. Box 5487
Lubbock, TX 79408
Tel +1.806.763.7867
Fax +1.800.453.4749
www.xylem.com

Xylem is a registered trademark of Xylem Inc. or one of its subsidiaries. Goulds is a registered trademark of ITT Manufacturing Enterprises LLC and is used under license. All other trademarks or registered trademarks are property of their respective owners.
© 2024 Xylem Inc. C750 R6 May 2024