



GAS AND OILFIELD PRODUCTS



2018 PRICE BOOK



GENERAL INFORMATION



WEBSITE CONTAINS CURRENT INFORMATION

Please refer to Smith-Blair's website (smith-blair.com) for product capabilities information and technical information such as: product specifications, installation instructions, submittal information as well as product warnings and notices.

The purpose of the Gas & Oilfield Price Book is to promote general awareness of the products and services offered by Smith-Blair.

DISCREPANCIES

Should any discrepancies arise between this price book and Smith-Blair's internal system pricing, the internal system pricing will be the precedent.

CORROSION & PRODUCT SELECTION NOTICE

Metal products are subject to corrosion, particularly when used outdoors and/or underground. A large number of factors and location conditions affect the rate at which corrosion occurs. To determine the life expectancy of your product when used with your pipeline's content, soil and environment, it is best to consult a corrosion expert in your area. To determine the suitability of your selected product also consult a system designer in piping system. Failure to determine the suitability of your product for your particular application, soil and/or environment can result in premature product failure. Smith-Blair will provide additional information about your product's materials specifications at your request. You may also obtain product information at www.smith-blair.com.

TRADEMARKS

Flexi-Coat, MAXI-GRIP, Full Circle, Redi-Clamp, Smith-Blair, Stylized SB are registered trademarks of Xylem, Inc. and its subsidiary companies.



INDEX



Product	Page
General Information	2
Index	3
Terms & Conditions	4
Clamps	
225 Full Circle Clamp, Single Band	6
Electrical Conductivity Strips	9
225 Full Circle Clamp, Double Band	10
Polywrap & Extra Nut Kit	11
267, 268 Higher Pressure Full Circle Clamp	12
234 Tapped Full Circle Redi-Clamp, Single Band	13
235 Tapped Full Circle Redi-Clamp, Double Band	14
244 Full Circle Redi-Clamp	15
245 Redi-Clamp	16
247, 248 Redi-Clamp, All Stainless Steel	26
258 All Stainless Steel Full Circle Clamp, Single Band	27
259 All Stainless Steel Full Circle Clamp, Double Band	30
266 Full Circle Clamp, All Stainless Steel, Single Band	31
266 Full Circle Clamp, All Stainless Steel, Double Band	37
266 Tapped Full Circle Clamp, All Stainless Steel, Single Band	39
266 Tapped Full Circle Clamp, All Stainless Steel, Double Band	40
274 Bell Joint Leak Clamps	41
Saddles	
312 Service Saddles, Single Bale	42
314 Service Saddles, Double Bale	43
Tapping Sleeves	
632 Tapping Sleeves	48

Standard Couplings - Seal Only	Page
Straight IPS Steel Pipe - Painted and Epoxy Coated	50
Straight IPS Steel Pipe - Insulating - Shop Coat and Epoxy Coated	51
Reducing Couplings - IPS Steel Pipe - Shop Coat and Epoxy Coated	55
Line Cap Couplings - IPS Steel Pipe - Shop Coat and Epoxy Coated	56
Line Cap Couplings - CI Steel Pipe - Shop Coat and Epoxy Coated	57
Straight CI Pipe - Shop Coat and Epoxy Coated	58
E Series Steel Reducing Couplings	61
E Series Flange Coupling Adapters	62
452 Couplings	63
Restraints Product & Line Cap	
EBR Series Insulated Restraint & Line Cap	64
Rod and Lug Harness & Parts	
Rod and Lug Harness Devices	65
Parts	65
Gaskets	66
Bolts and Nuts	67
Maxi-Grip Couplings - Seal and Restraint	
Maxi-Grip EZ-IPS - Class I - Conductive and Insulating	68
Maxi-Grips EZ-IPS - Class I - Straight & Insulating	68
Maxi-Grips EZ-IPS - Class II - Reducing and Conductive	68
Maxi-Grips EZ-IPS - Class II - Reducing and Insulating	69
Maxi-Grip EZB Style-IPS Seal & Restraint Line Caps	69
Maxi-Grip EZB Style-CI Seal & Restraint Line Caps	69
Maxi-Grip Insulating on Cast Iron End	70
Maxi-Grip Flanged Coupling Adapters--Seal & Restraint-#150 Flat Face	71
Maxi-Grip Flanged Coupling Adapters--Seal & Restraint-#150 Raised Face	71
Maxi-Grip Flanged Coupling Adapters--Seal & Restraint-#300 Flat Face	71
Maxi-Grip Flanged Coupling Adapters--Seal & Restraint-#300 Raised Face	72
EZ Trans	72
Insert Stiffeners for PE Pipe	74
Tools	
10' Diameter Tape	75



TERMS & CONDITIONS



1. The terms and conditions as hereinafter written shall supersede the terms and conditions of the customer's order or any other terms and conditions in any other customer documentation. Further, no understanding, agreement, terms, condition or trade custom or business practice at variance herewith shall be binding on the parties. THESE TERMS AND CONDITIONS TRUMP ANY OTHERS AND ARE THE SOLE AND EXCLUSIVE TERMS REGARDING THE PURCHASE AND SALE OF ANY SMITH-BLAIR PRODUCTS.

2. Prices prevailing at time of shipment will apply, except as otherwise provided by a prior written quotation, which constitutes a firm offer.

3. Title and Risk of Loss for damage to the goods passes to the customer upon delivery to the carrier regardless of who pays the shipping cost.

4. Smith-Blair, Inc. warrants its products to be free of defects in materials and workmanship for a period of one (1) year from the date of shipment by Smith-Blair, Inc. (the "Warranty Period"). Dated proof of purchase, such as a bill of sale, is required to establish warranty eligibility. If a product fails to perform due to a defect in materials or workmanship during the Warranty Period, Smith-Blair, Inc. will repair or, at Smith-Blair, Inc.'s option, replace the product with the same or comparable item. In the event that the product cannot be repaired and a suitable replacement item is not available, Smith-Blair, Inc. will refund the original purchase price shown on the proof of purchase. In all cases, the customer is responsible for returning the allegedly defective product to the factory or warehouse designated by Smith-Blair, Inc.

THIS LIMITED WARRANTY IS EXCLUSIVE AND IS IN LIEU OF ANY EXPRESS OR IMPLIED WARRANTY OF MERCHANTABILITY, FITNESS FOR A PARTICULAR PURPOSE, OR OTHER WARRANTY OF QUALITY, OR THOSE ARISING FROM A COURSE OF DEALING, CUSTOM, OR USAGE OF TRADE. THE REMEDIES PROVIDED IN THIS LIMITED WARRANTY STATEMENT ARE THE CUSTOMER'S SOLE AND EXCLUSIVE REMEDIES. IN NO EVENT SHALL SMITH-BLAIR, INC. BE LIABLE FOR DIRECT, INDIRECT, SPECIAL, INCIDENTAL, OR CONSEQUENTIAL DAMAGES, WHETHER BASED ON CONTRACT, TORT, OR ANY OTHER LEGAL THEORY, AND WHETHER ADVISED OF THE POSSIBILITY OF SUCH DAMAGES.

4A. Smith-Blair's liability with respect to any Smith-Blair products is limited as follows. (A) Smith-Blair's liability in any and all causes of action arising under, out of or in relation to any Smith-Blair products shall be limited to the price paid by the customer for the relevant product(s). This is so whether the relevant causes(s) of action are in tort, contract, under statute or otherwise. Further, Smith-Blair is not liable for any indirect or consequential damages. The foregoing damage limitations are fundamental inducements to Smith-Blair selling its products at the prices it does. They apply unconditionally and in all respects.

5. The consequences, direct or indirect, of labor troubles, fires, accidents, floods, hostilities, shortage of transportation, failure, suspension or curtailment of production due to shortage of supply of raw materials, or other economic factors, government acts or requirements and any and all like different causes beyond the control of the parties hereto excuse performance by either party to the extent by which performance is prevented thereby. Smith-Blair may, during any period of shortage due to any of said causes, prorate its supply of such goods among all its buyers in such manner as may be deemed equitable in the sole judgment of Smith-Blair.



TERMS & CONDITIONS



6. RETURNS: All non-catalog items are considered "non-returnable". For other catalog items to be considered, return requests must be submitted in writing and approved by Smith-Blair prior to returning material. Return evaluation for any catalog item will be based upon age of material (no older than one (1) year) from shipment date, on-hand inventory and demand for those items at the time of request. Upon approval, a Return Material Authorization (RMA) will be issued with applicable charges and terms and conditions of return. Approved items may be returned within a period of thirty (30) days after the issuance of an RMA. For proper credits to be applied, a copy of the RMA must accompany material.

- A. Material must be of current design.
- B. Material must be in 100% resalable condition or additional rework charges will apply. If total restocking and/or reworking charges exceed 50% of the product's initial price, the material should not be returned, as no credit will be allowed. Any material received requiring work exceeding 50% of the initial material value will be returned at the sender's expense or scrapped by Smith-Blair with no credit issued.
- C. Products that are engineered fabrications or special orders may not be returned.
- D. Returned material should be packaged securely. Multiple items should be packed in an organized manner. Be sure to include a copy of the RMA as the packing list. Material received which is not returned in this manner will be returned at the sender's expense.
- E. Shipments authorized to be returned COLLECT, but are returned PREPAID, should include a copy of the freight bill in order for credit to be issued. If Smith-Blair is to pay for a return, it will be charged to the account noted on the RMA. On material returned due to customer error, any original pre-paid and allowed outbound freight charge will be debited.
- F. Smith-Blair reserves the right to decline any return material where it is not covered by warranty.

7. FREIGHT: Freight will be prepaid and allowed on all orders of \$3,000 net or more. For orders less than \$3,000 net, shipping and handling will be charged to the customer. Add-ons must also be \$3,000 net or more for freight allowance. Shipping and handling will be added to shipments expedited at the customer's request. This policy is subject to change, based on market conditions.

8. SERVICE CHARGE: All net orders below \$100 are subject to a \$20 service charge.

9. CANCELLATION CHARGES: May be applied to an order for the amount of work performed at the time of cancellation.

10. Smith-Blair reserves the right to furnish substitutes for materials which cannot be reasonably obtained because of any restrictions, voluntarily or compulsorily established by, or in connection with, any governmental authority.

11. UNITED STATES LAW prohibits disposition of these products to certain countries unless otherwise authorized by the United States government. Contact the Office of Foreign Asset Controls of the U.S. Department of the Treasury at www.treas.gov/offices/enforcement/ofac or 202-622-2000 for more information.



REPAIR CLAMPS



225 FULL CIRCLE REPAIR CLAMP

Single Band

Nominal Size Inches	O.D. Range Inches	Width Inches	With Alloy Bolts & Nuts		With 304 S.S. Bolts & Nuts		Approx. Weight lbs.
			Catalog Number	List Price	Catalog Number	List Price	
2	2.25-2.50	7 1/2	225-10022507-000	\$101.34	225-10022507-001	\$130.85	8
		10	225-10022510-000	152.33	225-10022510-001	184.59	12
		12 1/2	225-10022512-000	180.30	225-10022512-001	214.49	14
		15	225-10022515-000	208.02	225-10022515-001	243.37	17
2	2.35-2.63	7 1/2	225-10023807-000	103.55	225-10023807-001	133.05	9
		10	225-10023810-000	156.05	225-10023810-001	188.31	12
		12 1/2	225-10023812-000	183.80	225-10023812-001	217.26	15
		15	225-10023815-000	211.42	225-10023815-001	246.79	18
2 1/2	2.70-3.00	7 1/2	225-10027507-000	112.46	225-10027507-001	141.79	9
		10	225-10027510-000	166.54	225-10027510-001	198.90	12
		12 1/2	225-10027512-000	193.63	225-10027512-001	226.79	15
		15	225-10027515-000	226.55	225-10027515-001	260.68	18
3	3.36-3.60	7 1/2	225-10033607-000	120.58	225-10033607-001	147.92	9
		10	225-10033610-000	170.61	225-10033610-001	202.91	12
		12 1/2	225-10033612-000	200.06	225-10033612-001	232.94	15
		15	225-10033615-000	237.49	225-10033615-001	268.52	18
3	3.46-3.70	7 1/2	225-10035007-000	123.04	225-10035007-001	154.82	9
		10	225-10035010-000	174.11	225-10035010-001	208.28	12
		12 1/2	225-10035012-000	204.14	225-10035012-001	239.24	15
		15	225-10035015-000	242.35	225-10035015-001	276.32	18
3	3.73-4.00	7 1/2	225-10037507-000	126.04	225-10037507-001	157.68	9
		10	225-10037510-000	180.20	225-10037510-001	214.49	12
		12 1/2	225-10037512-000	210.08	225-10037512-001	248.94	15
		15	225-10037515-000	250.27	225-10037515-001	286.73	18
4	4.32-4.60	7 1/2	225-10043207-000	128.38	225-10043207-001	161.58	9
		10	225-10043210-000	183.84	225-10043210-001	219.54	12
		12 1/2	225-10043212-000	218.93	225-10043212-001	256.80	15
		15	225-10043215-000	258.78	225-10043215-001	293.02	18
4	4.45-4.73	7 1/2	225-10045007-000	135.14	225-10045007-001	167.37	10
		10	225-10045010-000	189.15	225-10045010-001	225.76	13
		12 1/2	225-10045012-000	228.17	225-10045012-001	264.86	16
		15	225-10045015-000	266.03	225-10045015-001	302.39	19
4	4.74-5.14	7 1/2	225-10048007-000	139.88	225-10048007-001	178.92	11
		10	225-10048010-000	188.30	225-10048010-001	246.27	15
		12 1/2	225-10048012-000	229.24	225-10048012-001	289.23	18
		15	225-10048015-000	276.53	225-10048015-001	356.77	21
		20	225-10048020-000	371.39	225-10048020-001	488.23	28
		30	225-10048030-000	571.99	225-10048030-001	735.00	42

Larger sizes available upon request.



REPAIR CLAMPS



225 FULL CIRCLE REPAIR CLAMP

Single Band

Nominal Size Inches	O.D. Range Inches	Width Inches	With Alloy Bolts & Nuts		With 304 S.S. Bolts & Nuts		Approx. Weight lbs.
			Catalog Number	List Price	Catalog Number	List Price	
6	6.40-6.80	7 1/2	225-10064007-000	\$158.32	225-10064007-001	\$199.83	12
		10	225-10064010-000	217.61	225-10064010-001	272.88	16
		12 1/2	225-10064012-000	255.05	225-10064012-001	324.82	19
		15	225-10064015-000	286.99	225-10064015-001	378.58	23
		20	225-10064020-000	429.67	225-10064020-001	546.83	31
		30	225-10064030-000	619.00	225-10064030-001	783.41	45
6	6.56-6.96	7 1/2	225-10066307-000	161.54	225-10066307-001	203.90	12
		10	225-10066310-000	222.55	225-10066310-001	278.46	16
		12 1/2	225-10066312-000	260.24	225-10066312-001	331.00	19
		15	225-10066315-000	292.86	225-10066315-001	386.30	23
		20	225-10066320-000	438.43	225-10066320-001	557.99	31
		30	225-10066330-000	631.65	225-10066330-001	799.38	45
6	6.84-7.24	7 1/2	225-10069007-000	165.08	225-10069007-001	313.87	12
		10	225-10069010-000	223.91	225-10069010-001	283.54	16
		12 1/2	225-10069012-000	264.04	225-10069012-001	335.31	19
		15	225-10069015-000	306.84	225-10069015-001	638.45	25
		20	225-10069020-000	444.61	225-10069020-001	563.38	31
		30	225-10069030-000	647.89	225-10069030-001	815.48	46
8	8.38-8.78	7 1/2	225-10083807-000	185.64	225-10083807-001	230.62	13
		10	225-10083810-000	250.06	225-10083810-001	310.19	17
		12 1/2	225-10083812-000	297.64	225-10083812-001	371.15	21
		15	225-10083815-000	354.98	225-10083815-001	439.77	25
		20	225-10083820-000	498.34	225-10083820-001	615.05	34
		30	225-10083830-000	693.87	225-10083830-001	896.08	50
8	8.54-8.94	7 1/2	225-10086307-000	191.39	225-10086307-001	237.76	13
		10	225-10086310-000	257.73	225-10086310-001	319.78	17
		12 1/2	225-10086312-000	306.86	225-10086312-001	382.63	21
		15	225-10086315-000	365.98	225-10086315-001	453.36	25
		20	225-10086320-000	513.77	225-10086320-001	634.10	34
		30	225-10086330-000	715.31	225-10086330-001	923.81	50
8	8.99-9.39	7 1/2	225-10090507-000	197.49	225-10090507-001	243.23	13
		10	225-10090510-000	261.31	225-10090510-001	322.51	17
		12 1/2	225-10090512-000	316.24	225-10090512-001	390.88	21
		15	225-10090515-000	376.83	225-10090515-001	469.46	25
		20	225-10090520-000	522.05	225-10090520-001	645.05	35
		30	225-10090530-000	734.75	225-10090530-001	940.19	50

Larger sizes available upon request.



REPAIR CLAMPS



225 FULL CIRCLE REPAIR CLAMP

Single Band

Nominal Size Inches	O.D. Range Inches	Width Inches	With Alloy Bolts & Nuts		With 304 S.S. Bolts & Nuts		Approx. Weight lbs.
			Catalog Number	List Price	Catalog Number	List Price	
10	10.60-11.00	7 1/2	225-10106007-000	\$230.61	225-10106007-001	\$262.92	14
		10	225-10106010-000	308.29	225-10106010-001	364.55	17
		12 1/2	225-10106012-000	358.45	225-10106012-001	431.53	22
		15	225-10106015-000	458.65	225-10106015-001	545.64	26
		20	225-10106020-000	614.07	225-10106020-001	729.14	35
		30	225-10106030-000	917.29	225-10106030-001	1,086.38	52
10	10.64-11.04	7 1/2	225-10107507-000	235.33	225-10107507-001	268.28	14
		10	225-10107510-000	314.57	225-10107510-001	372.00	19
		12 1/2	225-10107512-000	365.76	225-10107512-001	440.33	23
		15	225-10107515-000	467.99	225-10107515-001	556.77	27
		20	225-10107520-000	626.61	225-10107520-001	744.01	36
		30	225-10107530-000	936.02	225-10107530-001	1,108.42	54
10	11.04-11.44	7 1/2	225-10111007-000	240.37	225-10111007-001	280.89	14
		10	225-10111010-000	324.77	225-10111010-001	377.07	19
		12 1/2	225-10111012-000	373.37	225-10111012-001	447.93	23
		15	225-10111015-000	470.55	225-10111015-001	566.82	28
		20	225-10111020-000	629.10	225-10111020-001	764.30	37
		30	225-10111030-000	956.43	225-10111030-001	1,133.74	55
12	12.60-13.00	7 1/2	225-10126007-000	264.34	225-10126007-001	308.48	16
		10	225-10126010-000	351.58	225-10126010-001	412.07	20
		12 1/2	225-10126012-000	425.42	225-10126012-001	500.89	25
		15	225-10126015-000	528.62	225-10126015-001	614.41	29
		20	225-10126020-000	698.23	225-10126020-001	816.74	40
		30	225-10126030-000	1,057.26	225-10126030-001	1,194.22	60
12	13.10-13.50	7 1/2	225-10132007-000	271.11	225-10132007-001	316.38	17
		10	225-10132010-000	360.58	225-10132010-001	422.63	21
		12 1/2	225-10132012-000	436.33	225-10132012-001	513.72	25
		15	225-10132015-000	542.19	225-10132015-001	630.14	29
		20	225-10132020-000	716.12	225-10132020-001	837.65	40
		30	225-10132030-000	1,084.36	225-10132030-001	1,224.84	60
14	14.00-14.40	7 1/2	225-10140007-000	286.47	225-10140007-001	339.14	19
		10	225-10140010-000	373.38	225-10140010-001	442.87	23
		12 1/2	225-10140012-000	455.20	225-10140012-001	541.58	29
		15	225-10140015-000	567.74	225-10140015-001	668.14	35
		20	225-10140020-000	746.77	225-10140020-001	873.10	46
		30	225-10140030-000	1,138.07	225-10140030-001	1,265.37	69

Larger sizes available upon request.

ELECTRICAL CONNECTIVITY STRIPS



Copper electrical strips are available for most 200 series Full Circle® Clamps. Factory installed conductor strips are glued between the gasket and the stainless steel band with contact buttons protruding through specially prepared gaskets. When ordering clamps with factory installed conductor strips, change the first digit of the last three digits in the catalog number to a 7.

EXAMPLE:

XXX-XXXXXX-700--Conductor strips and low alloy bolts.

XXX-XXXXXX-701--Conductor strips and stainless steel bolts.

Clamp Width Inches	List Add-On
7 1/2	\$48.10
10	
12 1/2	
15	58.54
20	
25	
30	



REPAIR CLAMPS



225 FULL CIRCLE REPAIR CLAMP

Double Band

Nominal Size Inches	O.D. Range Inches	Width Inches	With Alloy Bolts & Nuts		With 304 S.S. Bolts & Nuts		Approx. Weight lbs.
			Catalog Number	List Price	Catalog Number	List Price	
3	3.49-4.29	7 1/2	225-20035007-000	\$177.61	225-20035007-001	\$250.58	18
		10	225-20035010-000	216.59	225-20035010-001	331.00	24
		12 1/2	225-20035012-000	282.70	225-20035012-001	376.55	30
		15	225-20035015-000	348.83	225-20035015-001	492.73	36
		20	225-20035020-000	562.62	225-20035020-001	734.93	48
		30	225-20035030-000	694.90	225-20035030-001	971.53	72
4	4.44-5.24	7 1/2	225-20045007-000	191.68	225-20045007-001	279.02	19
		10	225-20045010-000	255.10	225-20045010-001	375.57	25
		12 1/2	225-20045012-000	303.10	225-20045012-001	423.89	31
		15	225-20045015-000	379.52	225-20045015-001	557.99	37
		20	225-20045020-000	569.29	225-20045020-001	839.64	49
		30	225-20045030-000	759.07	225-20045030-001	1,110.52	74
4	4.74-5.57	7 1/2	225-20048007-000	196.25	225-20048007-001	281.70	19
		10	225-20048010-000	259.48	225-20048010-001	378.23	25
		12 1/2	225-20048012-000	306.34	225-20048012-001	456.04	31
		15	225-20048015-000	390.40	225-20048015-001	576.77	37
		20	225-20048020-000	582.86	225-20048020-001	847.68	50
		30	225-20048030-000	780.73	225-20048030-001	1,121.30	75
6	6.62-7.42	7 1/2	225-20066307-000	223.08	225-20066307-001	311.19	20
		10	225-20066310-000	287.36	225-20066310-001	407.78	27
		12 1/2	225-20066312-000	333.43	225-20066312-001	490.91	33
		15	225-20066315-000	441.89	225-20066315-001	600.90	39
		20	225-20066320-000	596.42	225-20066320-001	858.41	53
		30	225-20066330-000	883.74	225-20066330-001	1,207.17	78
6	6.84-7.64	7 1/2	225-20069007-000	227.69	225-20069007-001	313.87	20
		10	225-20069010-000	292.85	225-20069010-001	413.12	27
		12 1/2	225-20069012-000	341.59	225-20069012-001	496.27	33
		15	225-20069015-000	442.50	225-20069015-001	638.45	39
		20	225-20069020-000	607.26	225-20069020-001	869.15	53
		30	225-20069030-000	883.74	225-20069030-001	1,233.96	79
8	8.62-9.42	7 1/2	225-20086307-000	252.14	225-20086307-001	340.73	22
		10	225-20086310-000	317.15	225-20086310-001	442.62	29
		12 1/2	225-20086312-000	374.10	225-20086312-001	528.49	36
		15	225-20086315-000	498.78	225-20086315-001	686.74	42
		20	225-20086320-000	664.18	225-20086320-001	885.26	56
		30	225-20086330-000	1,003.07	225-20086330-001	1,260.81	85

Larger sizes available upon request.



REPAIR CLAMPS



225 FULL CIRCLE REPAIR CLAMP

Double Band

Nominal Size Inches	O.D. Range Inches	Width Inches	With Alloy Bolts & Nuts		With 304 S.S. Bolts & Nuts		Approx. Weight lbs.
			Catalog Number	List Price	Catalog Number	List Price	
8	8.99-9.79	7 1/2	225-20090507-000	\$257.52	225-20090507-001	\$351.40	22
		10	225-20090510-000	325.30	225-20090510-001	450.68	30
		12 1/2	225-20090512-000	379.52	225-20090512-001	536.52	37
		15	225-20090515-000	503.16	225-20090515-001	702.81	43
		20	225-20090520-000	672.29	225-20090520-001	887.91	59
		30	225-20090530-000	1,008.90	225-20090530-001	1,319.83	86
10	10.75-11.55	10	225-20107510-000	425.62	225-20107510-001	619.66	31
		15	225-20107515-000	637.09	225-20107515-001	906.69	47
		20	225-20107520-000	851.24	225-20107520-001	1,188.38	63
		30	225-20107530-000	1,274.13	225-20107530-001	1,770.53	95
10	11.10-11.90	10	225-20111010-000	432.74	225-20111010-001	630.39	32
		15	225-20111015-000	653.33	225-20111015-001	914.75	48
		20	225-20111020-000	867.45	225-20111020-001	1,204.53	65
		30	225-20111030-000	1,301.27	225-20111030-001	1,810.73	98
12	12.75-13.55	10	225-20127510-000	477.14	225-20127510-001	670.66	34
		15	225-20127515-000	713.79	225-20127515-001	952.28	50
		20	225-20127520-000	954.25	225-20127520-001	1,266.17	65
		30	225-20127530-000	1,423.19	225-20127530-001	1,880.45	99
12	13.20-14.00	10	225-20132010-000	482.52	225-20132010-001	678.15	35
		15	225-20132015-000	715.68	225-20132015-001	963.03	50
		20	225-20132020-000	956.91	225-20132020-001	1,276.86	66
		30	225-20132030-000	1,431.35	225-20132030-001	1,904.64	100
12	13.65-14.45	10	225-20136510-000	487.97	225-20136510-001	694.77	35
		15	225-20136515-000	726.52	225-20136515-001	987.17	50
		20	225-20136520-000	965.04	225-20136520-001	1,301.06	68
		30	225-20136530-000	1,450.35	225-20136530-001	1,931.41	102

Larger sizes available upon request.

Polywrap & Extra Nut Kit

All Clamps

Fits Pipe Diameter Inches	For Clamp Widths Inches	Catalog Number		List Price
		With Alloy Bolt	With 304 S.S. Bolt	
thru 27.65	thru 30	520026-005	520026-002	P.O.A.

267 & 268 FULL CIRCLE REPAIR CLAMPS

Higher Pressure, Multi-Band



267 V Lug Style



268 Finger Lug Style

**Contact Smith-Blair
for sizes and pricing.**



REPAIR CLAMPS



234 TAPPED FULL CIRCLE CLAMP

Single Band

3/4" and 1" NPT Tap Sizes

Nominal Size Inches	O.D. Range Inches	Width Inches	Catalog Number		List Price	Approx. Weight lbs.
			3/4" NPT	1" NPT		
3	3.46-3.70	7 1/2	234-00035007-006	234-00035007-008	\$204.26	10
		12 1/2	234-00035012-006	234-00035012-008	258.27	17
3	3.73-4.00	7 1/2	234-00037507-006	234-00037507-008	212.30	10
		12 1/2	234-00037512-006	234-00037512-008	260.42	17
3	3.96-4.25	7 1/2	234-00040007-006	234-00040007-008	220.24	10
		12 1/2	234-00040012-006	234-00040012-008	290.56	16
4	4.45-4.73	7 1/2	234-00045007-006	234-00045007-008	223.86	11
		12 1/2	234-00045012-006	234-00045012-008	294.93	18
4	4.74-5.14	7 1/2	234-00048007-006	234-00048007-008	229.04	11
		12 1/2	234-00048012-006	234-00048012-008	325.02	18
6	6.56-6.96	7 1/2	234-00066307-006	234-00066307-008	252.06	14
		12 1/2	234-00066312-006	234-00066312-008	364.35	20
6	6.84-7.24	7 1/2	234-00069007-006	234-00069007-008	255.07	14
		12 1/2	234-00069012-006	234-00069012-008	367.43	20
8	8.54-8.94	7 1/2	234-00086307-006	234-00086307-008	282.41	15
		12 1/2	234-00086312-006	234-00086312-008	409.87	22
8	8.99-9.39	7 1/2	234-00090507-006	234-00090507-008	288.45	15
		12 1/2	234-00090512-006	234-00090512-008	419.01	22

1 1/4", 1 1/2" and 2" NPT Tap Sizes

Nominal Size Inches	O.D. Range Inches	Width Inches	Catalog Number			List Price	Approx. Weight lbs.
			1 1/4" NPT	1 1/2" NPT	2" NPT		
4	4.45-4.73	12 1/2	234-045012-010	234-045012-012	234-045012-014	\$318.80	18
	4.74-5.14	12 1/2	234-048012-010	234-048012-012	234-048012-014	349.19	18
6	6.56-6.96	12 1/2	234-066312-010	234-066312-012	234-066312-014	394.75	20
	6.84-7.24	12 1/2	234-069012-010	234-069012-012	234-069012-014	400.87	20
8	8.54-8.94	12 1/2	234-086312-010	234-086312-012	234-086312-014	440.32	22
	8.99-9.39	12 1/2	234-090512-010	234-090512-012	234-090512-014	452.41	22

Larger diameter nominal sizes available upon request. Wider clamp widths also available upon request.



REPAIR CLAMPS



235 TAPPED FULL CIRCLE CLAMP

Double Band

3/4" and 1" NPT Tap Sizes

Nominal Size Inches	O.D. Range Inches	Width Inches	Catalog Number		List Price	Approx. Weight lbs.
			3/4" NPT	1" NPT		
4	4.44-5.24	7 1/2	235-00045007-006	235-00045007-008	\$287.98	19
	4.44-5.24	12 1/2	235-00045012-006	235-00045012-008	403.41	31
6	6.62-7.42	7 1/2	235-00066307-006	235-00066307-008	319.12	20
	6.62-7.42	12 1/2	235-00066312-006	235-00066312-008	438.35	34
6	6.84-7.64	7 1/2	235-00069007-006	235-00069007-008	321.90	20
	6.84-7.64	12 1/2	235-00069012-006	235-00069012-008	441.39	34
8	8.62-9.42	7 1/2	235-00086307-006	235-00086307-008	354.93	22
	8.62-9.42	12 1/2	235-00086312-006	235-00086312-008	485.85	36
8	8.99-9.79	7 1/2	235-00090507-006	235-00090507-008	366.31	22
	8.99-9.79	12 1/2	235-00090512-006	235-00090512-008	487.88	36
10	10.75-11.55	10	235-00107510-006	235-00107510-008	482.02	31
	10.75-11.55	15	235-00107515-006	235-00107515-008	723.05	47
10	11.10-11.90	10	235-00111010-006	235-00111010-008	483.67	33
	11.10-11.90	15	235-00111015-006	235-00111015-008	725.52	48
12	12.75-13.55	10	235-00127510-006	235-00127510-008	507.51	34
	12.75-13.55	15	235-00127515-006	235-00127515-008	761.25	50
12	13.20-14.00	10	235-00132010-006	235-00132010-008	514.75	35
	13.20-14.00	15	235-00132015-006	235-00132015-008	772.11	50

1 1/4", 1 1/2" and 2" NPT Tap Sizes

Nominal Size Inches	O.D. Range Inches	Width Inches	Catalog Number			List Price	Approx. Weight lbs.
			1 1/4" NPT	1 1/2" NPT	2" NPT		
4	4.44-5.24	12 1/2	235-045012-010	235-045012-012	235-045012-014	\$436.95	31
6	6.62-7.42	12 1/2	235-066312-010	235-066312-012	235-066312-014	474.74	34
	6.84-7.64	12 1/2	235-069012-010	235-069012-012	235-069012-014	483.06	34
8	8.62-9.42	12 1/2	235-086312-010	235-086312-012	235-086312-014	516.62	36
	8.99-9.79	12 1/2	235-090512-010	235-090512-012	235-090512-014	519.91	36
10	10.75-11.55	10	235-107510-010	235-107510-012	235-107510-014	504.32	31
	10.75-11.55	15	235-107515-010	235-107515-012	235-107515-014	756.48	47
10	11.10-11.90	10	235-111010-010	235-111010-012	235-111010-014	522.15	34
	11.10-11.90	15	235-111015-010	235-111015-012	235-111015-014	783.25	48
12	12.75-13.55	10	235-127510-010	235-127510-012	235-127510-014	529.25	34
	12.75-13.55	15	235-127515-010	235-127515-012	235-127515-014	793.85	50
12	13.20-14.00	10	235-132010-010	235-132010-012	235-132010-014	543.48	35
	13.20-14.00	15	235-132015-010	235-132015-012	235-132015-014	815.21	50

Larger diameter sizes available upon request. Wider clamp widths also available upon request.



REPAIR CLAMPS



244 FULL CIRCLE REDI-CLAMP

360° Seal

Nominal Size Inches	O.D. Range Inches	Width Inches	Elec. Galv. Bolts		304 Stainless Steel Bolts		Approx. Weight lbs.
			Catalog Number	List Price	Catalog Number	List Price	
1/2	0.84	3	244-00008403-000	\$46.08	244-00008403-001	\$69.32	1
		6	244-00008406-000	98.15	244-00008406-001	120.88	2
		12	244-00008412-000	196.33	244-00008412-001	241.76	4
3/4	1.05	3	244-00010503-000	46.68	244-00010503-001	69.93	1
		6	244-00010506-000	98.68	244-00010506-001	125.96	2
		12	244-00010512-000	197.38	244-00010512-001	251.91	4
1	1.32	3	244-00013203-000	49.38	244-00013203-001	73.54	2
		6	244-00013206-000	99.41	244-00013206-001	127.14	2
		12	244-00013212-000	198.84	244-00013212-001	254.27	4
1 1/4	1.66	3	244-00016603-000	50.34	244-00016603-001	74.49	4
		6	244-00016606-000	100.63	244-00016606-001	128.37	2
		12	244-00016612-000	201.90	244-00016612-001	257.34	4
1 1/2	1.90	3	244-00019003-000	52.00	244-00019003-001	76.29	1
		6	244-00019006-000	102.57	244-00019006-001	130.13	2
		12	244-00019012-000	205.11	244-00019012-001	260.27	4
2	2.38	3	244-00023803-000	56.64	244-00023803-001	81.72	2
		6	244-00023806-000	105.23	244-00023806-001	133.22	4
		12	244-00023812-000	210.46	244-00023812-001	266.42	7



REPAIR CLAMPS



245 REDI-CLAMP

Standard Gasket-Gridded, 1/8" Thick-Not Lug To Lug above 2"

Partial Coverage

Nominal Size Inches	O.D. Inches	Width Inches	Elec. Galv. Bolts		304 Stainless Steel Bolts		Approx. Weight lbs.
			Catalog Number	List Price	Catalog Number	List Price	
1/2	0.84	3	245-0008403-000	\$13.32	245-0008403-001	\$33.62	1
		6	245-0008406-000	24.58	245-0008406-001	60.52	2
3/4	1.05	3	245-00010503-000	13.58	245-00010503-001	34.08	2
		6	245-00010506-000	25.33	245-00010506-001	61.13	2
1	1.32	3	245-00013203-000	14.84	245-00013203-001	35.61	1
		6	245-00013206-000	26.97	245-00013206-001	62.81	2
1 1/4	1.66	3	245-00016603-000	15.25	245-00016603-001	35.76	1
		6	245-00016606-000	28.42	245-00016606-001	64.35	2
1 1/2	1.90	3	245-00019003-000	16.37	245-00019003-001	40.20	1
		6	245-00019006-000	30.86	245-00019006-001	77.16	2
2	2.00	3	245-00020003-000	16.55	245-00020003-001	40.69	2
		6	245-00020006-000	31.34	245-00020006-001	77.62	3
2	2.38	3	245-00023803-000	17.90	245-00023803-001	41.55	2
		6	245-00023806-000	32.42	245-00023806-001	80.24	3
		9	245-00023809-000	49.69	245-00023809-001	123.48	3
		12	245-00023812-000	65.94	245-00023812-001	164.29	5
2 1/2	2.88	3	245-00028803-000	22.43	245-00028803-001	46.94	2
		6	245-00028806-000	44.76	245-00028806-001	91.99	3
		9	245-00028809-000	66.56	245-00028809-001	138.89	4
		12	245-00028812-000	89.97	245-00028812-001	185.66	5
3	3.00	3	245-00030003-000	22.56	245-00030003-001	47.42	2
		6	245-00030006-000	46.45	245-00030006-001	95.35	3
		9	245-00030009-000	73.00	245-00030009-001	143.36	4
		12	245-00030012-000	99.16	245-00030012-001	193.75	5
3	3.50	3	245-00035003-000	23.45	245-00035003-001	49.17	2
		6	245-00035006-000	47.41	245-00035006-001	98.73	3
		9	245-00035009-000	77.95	245-00035009-001	151.89	4
		12	245-00035012-000	106.05	245-00035012-001	204.75	6
3 1/2-4	4.00	3	245-00040003-000	25.33	245-00040003-001	49.81	2
		6	245-00040006-000	49.13	245-00040006-001	99.95	3
		9	245-00040009-000	78.44	245-00040009-001	154.35	5
		12	245-00040012-000	107.18	245-00040012-001	207.83	6
4	4.25	3	245-00042503-000	25.98	245-00042503-001	56.22	2
		6	245-00042506-000	49.42	245-00042506-001	100.85	4
4	4.50	3	245-00045003-000	27.22	245-00045003-001	61.01	2
		6	245-00045006-000	50.51	245-00045006-001	105.22	3
		9	245-00045009-000	94.54	245-00045009-001	169.35	5
		12	245-00045012-000	126.60	245-00045012-001	227.69	6



REPAIR CLAMPS



245 REDI-CLAMP

Standard Gasket-Gridded, 1/8" Thick-Not Lug To Lug above 2"

Partial Coverage

Nominal Size Inches	O.D. Inches	Width Inches	Elec. Galv. Bolts		304 Stainless Steel Bolts		Approx. Weight lbs.
			Catalog Number	List Price	Catalog Number	List Price	
5	5.00	3	245-00050003-000	\$30.46	245-00050003-001	\$62.06	2
		6	245-00050006-000	60.35	245-00050006-001	110.01	3
		9	245-00050009-000	103.15	245-00050009-001	176.04	5
		12	245-00050012-000	137.43	245-00050012-001	234.44	6
5	5.56	3	245-00055603-000	30.86	245-00055603-001	63.88	2
		6	245-00055606-000	61.19	245-00055606-001	111.57	4
		9	245-00055609-000	103.49	245-00055609-001	177.53	5
		12	245-00055612-000	138.32	245-00055612-001	235.27	7
6	6.00	3	245-00060003-000	31.93	245-00060003-001	67.25	2
		6	245-00060006-000	61.76	245-00060006-001	113.42	4
		9	245-00060009-000	103.89	245-00060009-001	181.51	6
		12	245-00060012-000	138.99	245-00060012-001	240.50	8
6	6.25	3	245-00062503-000	32.13	245-00062503-001	67.85	2
	6.63	3	245-00066303-000	32.42	245-00066303-001	69.12	2
		6	245-00066306-000	63.60	245-00066306-001	114.89	4
		9	245-00066309-000	107.18	245-00066309-001	183.40	6
		12	245-00066312-000	143.62	245-00066312-001	246.29	8
8	8.00	3	245-00080003-000	35.99	245-00080003-001	69.99	3
		6	245-00080006-000	70.39	245-00080006-001	121.33	5
		9	245-00080009-000	112.63	245-00080009-001	189.47	7
		12	245-00080012-000	165.53	245-00080012-001	268.92	9
8	8.63	3	245-00086303-000	38.10	245-00086303-001	72.50	3
		6	245-00086306-000	73.99	245-00086306-001	125.33	5
		9	245-00086309-000	116.80	245-00086309-001	193.43	7
		12	245-00086312-000	181.77	245-00086312-001	284.52	9
*10	10.00	3	245-00100003-000	69.83	245-00100003-001	110.00	3
		6	245-00100006-000	143.48	245-00100006-001	195.59	5
		9	245-00100009-000	236.58	245-00100009-001	302.54	8
		12	245-00100012-000	308.50	245-00100012-001	412.60	10
*10	10.75	3	245-00107503-000	70.11	245-00107503-001	119.79	3
		6	245-00107506-000	145.16	245-00107506-001	197.14	7
		9	245-00107509-000	237.16	245-00107509-001	305.60	9
		12	245-00107512-000	310.41	245-00107512-001	416.16	13
*12	12.00	3	245-00120003-000	79.40	245-00120003-001	128.94	3
		6	245-00120006-000	155.02	245-00120006-001	207.76	6
		9	245-00120009-000	249.60	245-00120009-001	317.82	9
		12	245-00120012-000	322.37	245-00120012-001	427.85	12



REPAIR CLAMPS



245 REDI-CLAMP

Standard Gasket-Gridded, 1/8" Thick-Not Lug To Lug above 2"

Nominal Size Inches	O.D. Inches	Width Inches	Elec. Galv. Bolts		304 Stainless Steel Bolts		Approx. Weight lbs.
			Catalog Number	List Price	Catalog Number	List Price	
*12	12.75	3	245-00127503-000	\$80.27	245-00127503-001	\$130.21	3
		6	245-00127506-000	155.61	245-00127506-001	210.88	7
		9	245-00127509-000	249.87	245-00127509-001	320.93	10
		12	245-00127512-000	324.32	245-00127512-001	431.69	13

* Two Piece Design. Larger Sizes and Smooth Gaskets Available.

1/8" Lug to Lug Gasket Gridded; 1/2"-2" are standard lug to lug; Partial Coverage

Nominal Size Inches	O.D. Inches	Width Inches	Elec. Galv. Bolts		304 Stainless Steel Bolts		Approx. Weight lbs.
			Catalog Number	List Price	Catalog Number	List Price	
1/2	0.84	3	245-00008403-000	\$13.32	245-00008403-001	\$33.62	1
		6	245-00008406-000	24.58	245-00008406-001	60.52	2
3/4	1.05	3	245-00010503-000	13.58	245-00010503-001	34.08	2
		6	245-00010506-000	25.33	245-00010506-001	61.13	2
1	1.32	3	245-00013203-000	14.84	245-00013203-001	35.61	1
		6	245-00013206-000	26.97	245-00013206-001	62.81	2
1 1/4	1.66	3	245-00016603-000	15.25	245-00016603-001	35.76	1
		6	245-00016606-000	28.42	245-00016606-001	64.35	2
1 1/2	1.90	3	245-00019003-000	16.37	245-00019003-001	40.20	1
		6	245-00019006-000	30.86	245-00019006-001	77.16	2
2	2.00	3	245-00020003-000	16.55	245-00020003-001	40.69	2
		6	245-00020006-000	31.34	245-00020006-001	77.62	3
2	2.38	3	245-00023803-000	17.90	245-00023803-001	41.55	2
		6	245-00023806-000	32.42	245-00023806-001	80.24	3
		9	245-00023809-000	49.69	245-00023809-001	123.48	3
		12	245-00023812-000	65.94	245-00023812-001	164.29	5
2 1/2	2.88	3	245-00028803-100	23.52	245-00028803-101	49.26	2
		6	245-00028806-100	47.03	245-00028806-101	96.58	3
		9	245-00028809-100	69.90	245-00028809-101	145.85	4
		12	245-00028812-100	94.45	245-00028812-101	194.93	5
3	3.00	3	245-00030003-100	23.69	245-00030003-101	49.78	2
		6	245-00030006-100	49.96	245-00030006-101	100.15	3
		9	245-00030009-100	76.64	245-00030009-101	150.52	4
		12	245-00030012-100	104.12	245-00030012-101	203.44	5
3	3.50	3	245-00035003-100	24.58	245-00035003-101	51.64	2
		6	245-00035006-100	49.78	245-00035006-101	103.67	3
		9	245-00035009-100	81.90	245-00035009-101	159.47	4
		12	245-00035012-100	111.37	245-00035012-101	214.97	6
3 1/2-4	4.00	3	245-00040003-100	26.60	245-00040003-101	52.37	2
		6	245-00040006-100	51.59	245-00040006-101	104.95	3
		9	245-00040009-100	82.37	245-00040009-101	162.06	4
		12	245-00040012-100	112.58	245-00040012-101	218.21	5



REPAIR CLAMPS



245 REDI-CLAMP

1/8" Lug to lug Gasket Gridded; 1/2"-2' Standard lug to lug; Partial coverage

Nominal Size Inches	O.D. Inches	Width Inches	Elec. Galv. Bolts		304 Stainless Steel Bolts		Approx. Weight lbs.
			Catalog Number	List Price	Catalog Number	List Price	
4	4.25	3	245-00042503-100	\$27.27	245-00042503-101	\$59.02	1
		6	245-00042506-100	51.89	245-00042506-101	105.87	3
4	4.50	3	245-00045003-100	28.58	245-00045003-101	64.04	1
		6	245-00045006-100	53.03	245-00045006-101	105.87	3
		9	245-00045009-100	99.26	245-00045009-101	177.80	4
		12	245-00045012-100	132.93	245-00045012-101	239.07	6
5	5.00	3	245-00050003-100	31.95	245-00050003-101	65.18	2
		6	245-00050006-100	63.39	245-00050006-101	115.49	3
		9	245-00050009-100	108.30	245-00050009-101	184.82	5
		12	245-00050012-100	144.35	245-00050012-101	278.95	6
5	5.56	3	245-00055603-100	32.42	245-00055603-101	67.05	2
		6	245-00055606-100	64.22	245-00055606-101	117.16	3
		9	245-00055609-100	108.66	245-00055609-101	186.41	5
		12	245-00055612-100	145.77	245-00055612-101	247.07	6
6	6.00	3	245-00060003-100	33.52	245-00060003-101	70.60	2
		6	245-00060006-100	64.83	245-00060006-101	119.08	4
		9	245-00060009-100	109.11	245-00060009-101	190.59	5
		12	245-00060012-100	145.94	245-00060012-101	252.55	7
6	6.25	3	245-00062503-100	33.75	245-00062503-101	71.25	2
6	6.63	3	245-00066303-100	34.05	245-00066303-101	72.54	2
		6	245-00066306-100	66.82	245-00066306-101	120.62	4
		9	245-00066309-100	112.58	245-00066309-101	192.58	6
		12	245-00066312-100	150.82	245-00066312-101	258.63	7
8	8.00	3	245-00080003-100	37.79	245-00080003-101	73.49	2
		6	245-00080006-100	73.91	245-00080006-101	127.40	4
		9	245-00080009-100	118.26	245-00080009-101	198.96	6
		12	245-00080012-100	173.81	245-00080012-101	282.36	8
8	8.63	3	245-00086303-100	40.02	245-00086303-101	76.10	2
		6	245-00086306-100	77.70	245-00086306-101	131.59	4
		9	245-00086309-100	122.62	245-00086309-101	203.10	7
		12	245-00086312-100	190.87	245-00086312-101	298.71	9
*10	10.00	3	245-00100003-100	73.32	245-00100003-101	115.49	3
		6	245-00100006-100	150.69	245-00100006-101	205.36	5
		9	245-00100009-100	248.42	245-00100009-101	317.69	8
		12	245-00100012-100	323.96	245-00100012-101	433.22	10
*10	10.75	3	245-00107503-100	73.64	245-00107503-101	125.79	3
		6	245-00107506-100	152.40	245-00107506-101	206.99	6
		9	245-00107509-100	249.00	245-00107509-101	320.87	8
		12	245-00107512-100	325.92	245-00107512-101	436.97	11

*Two Piece Design. Larger sizes available upon request.



REPAIR CLAMPS



245 REDI-CLAMP

1/8" Lug to lug gasket gridded; 1/2"-2" Standard lug to lug

Partial Coverage

Nominal Size Inches	O.D. Inches	Width Inches	Elec. Galv. Bolts		304 Stainless Steel Bolts		Approx. Weight lbs.
			Catalog Number	List Price	Catalog Number	List Price	
*12	12.00	3	245-00120003-100	\$83.37	245-00120003-101	\$135.39	3
		6	245-00120006-100	162.78	245-00120006-101	218.14	6
		9	245-00120009-100	262.10	245-00120009-101	333.69	9
		12	245-00120012-100	338.50	245-00120012-101	449.24	12
*12	12.75	3	245-00127503-100	84.29	245-00127503-101	136.70	3
		6	245-00127506-100	163.38	245-00127506-101	221.41	6
		9	245-00127509-100	262.34	245-00127509-101	336.97	9
		12	245-00127512-100	340.50	245-00127512-101	453.27	12

*2 Piece Design

Larger sizes available upon request. Smooth gaskets available upon request.



REPAIR CLAMPS



245 REDI-CLAMP

Standard Gasket Gridded, 1/8" Thick, Not lug to lug above 2"

Partial Coverage

Nominal Size Inches	O.D. Inches	Width Inches	Elec. Galv. Bolts		304 Stainless Steel Bolts		Approx. Weight lbs.
			Catalog Number	List Price	Catalog Number	List Price	
1/2	0.84	3	245-00008403-400	\$13.98	245-00008403-401	\$35.28	1
		6	245-00008406-400	25.82	245-00008406-401	63.53	1
3/4	1.05	3	245-00010503-400	14.26	245-00010503-401	35.76	1
		6	245-00010506-400	26.60	245-00010506-401	64.18	1
1	1.32	3	245-00013203-400	15.59	245-00013203-401	37.40	1
		6	245-00013206-400	28.33	245-00013206-401	65.92	2
1 1/4	1.66	3	245-00016603-400	16.01	245-00016603-401	37.57	1
		6	245-00016606-400	29.83	245-00016606-401	67.54	1
1 1/2	1.90	3	245-00019003-400	17.20	245-00019003-401	42.20	1
		6	245-00019006-400	32.42	245-00019006-401	81.04	2
2	2.00	3	245-00020003-400	17.37	245-00020003-401	42.71	1
		6	245-00020006-400	32.94	245-00020006-401	81.50	2
2	2.38	3	245-00023803-400	18.82	245-00023803-401	43.65	1
		6	245-00023806-400	34.05	245-00023806-401	84.25	2
		9	245-00023809-400	52.20	245-00023809-401	129.65	3
		12	245-00023812-400	69.22	245-00023812-401	172.53	4
2 1/2	2.88	3	245-00028803-400	23.52	245-00028803-401	49.26	1
		6	245-00028806-400	47.03	245-00028806-401	96.58	2
		9	245-00028809-400	69.90	245-00028809-401	145.85	3
		12	245-00028812-400	94.45	245-00028812-401	194.93	4
3	3.00	3	245-00030003-400	23.69	245-00030003-401	49.78	1
		6	245-00030006-400	49.96	245-00030006-401	100.15	3
		9	245-00030009-400	76.64	245-00030009-401	150.52	4
		12	245-00030012-400	104.12	245-00030012-401	203.44	5
3	3.50	3	245-00035003-400	24.60	245-00035003-401	51.64	1
		6	245-00035006-400	49.78	245-00035006-401	103.67	3
		9	245-00035009-400	81.90	245-00035009-401	159.47	4
		12	245-00035012-400	111.37	245-00035012-401	214.97	5
3 1/2-4	4.00	3	245-00040003-400	26.60	245-00040003-401	52.32	1
		6	245-00040006-400	51.59	245-00040006-401	104.95	3
		9	245-00040009-400	82.37	245-00040009-401	162.06	4
		12	245-00040012-400	112.58	245-00040012-401	218.21	5
4	4.25	3	245-00042503-400	27.27	245-00042503-401	59.02	1
		6	245-00042506-400	51.89	245-00042506-401	105.87	3
4	4.50	3	245-00045003-400	28.58	245-00045003-401	64.04	1
		6	245-00045006-400	53.03	245-00045006-401	105.87	3
		9	245-00045009-400	99.26	245-00045009-401	177.80	4
		12	245-00045012-400	132.96	245-00045012-401	239.07	6



REPAIR CLAMPS



245 REDI-CLAMP

Standard Gasket Gridded, 1/8" Thick, Not lug to lug above 2"

Partial Coverage

Nominal Size Inches	O.D. Inches	Width Inches	Elec. Galv. Bolts		304 Stainless Steel Bolts		Approx. Weight lbs.
			Catalog Number	List Price	Catalog Number	List Price	
5	5.00	3	245-00050003-400	\$31.95	245-00050003-401	\$65.18	2
		6	245-00050006-400	63.39	245-00050006-401	115.49	3
		9	245-00050009-400	108.30	245-00050009-401	184.82	5
		12	245-00050012-400	144.35	245-00050012-401	246.19	6
5	5.56	3	245-00055603-400	32.42	245-00055603-401	67.05	2
		6	245-00055606-400	64.22	245-00055606-401	117.16	3
		9	245-00055609-400	108.66	245-00055609-401	186.41	5
		12	245-00055612-400	145.25	245-00055612-401	247.07	6
6	6.00	3	245-00060003-400	32.22	245-00060003-401	70.60	2
		6	245-00060006-400	62.34	245-00060006-401	119.08	4
		9	245-00060009-400	104.91	245-00060009-401	190.59	5
		12	245-00060012-400	140.32	245-00060012-401	252.55	7
6	6.25	3	245-00062503-400	32.45	245-00062503-401	71.25	2
6	6.63	3	245-00066303-400	32.74	245-00066303-401	72.54	2
		6	245-00066306-400	64.25	245-00066306-401	120.62	4
		9	245-00066309-400	108.26	245-00066309-401	192.58	6
		12	245-00066312-400	145.03	245-00066312-401	258.63	7
8	8.00	3	245-00080003-400	36.34	245-00080003-401	73.49	2
		6	245-00080006-400	71.06	245-00080006-401	127.40	4
		9	245-00080009-400	113.72	245-00080009-401	198.96	6
		12	245-00080012-400	167.12	245-00080012-401	282.36	8
8	8.63	3	245-00086303-400	38.47	245-00086303-401	76.10	2
		6	245-00086306-400	74.71	245-00086306-401	131.59	4
		9	245-00086309-400	117.90	245-00086309-401	203.10	7
		12	245-00086312-400	183.53	245-00086312-401	298.71	9
*10	10.00	3	245-00100003-400	70.50	245-00100003-401	115.49	3
		6	245-00100006-400	144.89	245-00100006-401	205.31	5
		9	245-00100009-400	238.86	245-00100009-401	317.69	8
		12	245-00100012-400	311.49	245-00100012-401	433.22	10
*10	10.75	3	245-00107503-400	70.80	245-00107503-401	125.79	3
		6	245-00107506-400	146.54	245-00107506-401	206.99	6
		9	245-00107509-400	239.42	245-00107509-401	320.87	8
		12	245-00107512-400	313.38	245-00107512-401	436.97	11
*12	12.00	3	245-00120003-400	80.17	245-00120003-401	135.39	3
		6	245-00120006-400	156.52	245-00120006-401	218.14	6
		9	245-00120009-400	252.02	245-00120009-401	333.69	9
		12	245-00120012-400	325.48	245-00120012-401	449.24	12

*Two-Piece Design. Larger sizes available upon request.



REPAIR CLAMPS



245 REDI-CLAMP

Standard Gasket Gridded, 1/8" Thick, Not lug to lug above 2"

Partial Coverage

Nominal Size Inches	O.D. Inches	Width Inches	Elec. Galv. Bolts		304 Stainless Steel Bolts		Approx. Weight lbs.
			Catalog Number	List Price	Catalog Number	List Price	
*12	12.75	3	245-00127503-400	\$81.05	245-00127503-401	\$136.70	3
		6	245-00127506-400	157.10	245-00127506-401	221.41	6
		9	245-00127509-400	252.25	245-00127509-401	336.97	9
		12	245-00127512-400	327.41	245-00127512-401	453.27	12

*2 Piece Design

Larger sizes available upon request. Smooth gaskets available upon request.

*Two-Piece Design. Larger sizes available upon request.



REPAIR CLAMPS



245 REDI-CLAMP 1/4" Thick Lug to Lug, Gasket-Gridded

Partial Coverage

Nominal Size Inches	O.D. Inches	Width Inches	Elec. Galv. Bolts		304 Stainless Steel Bolts		Approx. Weight lbs.
			Catalog Number	List Price	Catalog Number	List Price	
1/2	0.84	3	245-0008403-400	\$13.98	245-0008403-401	\$35.28	1
		6	245-0008406-400	25.82	245-0008406-401	63.53	1
3/4	1.05	3	245-00010503-400	14.26	245-00010503-401	35.76	1
		6	245-00010506-400	26.60	245-00010506-401	64.18	1
1	1.32	3	245-00013203-400	15.59	245-00013203-401	37.40	1
		6	245-00013206-400	28.33	245-00013206-401	65.92	2
1 1/4	1.66	3	245-00016603-400	16.01	245-00016603-401	37.57	1
		6	245-00016606-400	29.83	245-00016606-401	67.54	1
1 1/2	1.90	3	245-00019003-400	17.20	245-00019003-401	42.20	1
		6	245-00019006-400	32.42	245-00019006-401	79.52	2
2	2.00	3	245-00020003-400	17.37	245-00020003-401	42.71	1
		6	245-00020006-400	32.94	245-00020006-401	83.02	2
2	2.38	3	245-00023803-400	18.82	245-00023803-401	43.65	1
		6	245-00023806-400	34.05	245-00023806-401	84.25	2
		9	245-00023809-400	52.20	245-00023809-401	129.65	3
		12	245-00023812-400	69.22	245-00023812-401	172.53	4
2 1/2	2.88	3	245-00028803-800	24.19	245-00028803-801	50.72	1
		6	245-00028806-800	48.37	245-00028806-801	99.37	2
		9	245-00028809-800	71.85	245-00028809-801	150.02	3
		12	245-00028812-800	97.15	245-00028812-801	200.51	4
3	3.00	3	245-00030003-800	24.36	245-00030003-801	53.13	1
		6	245-00030006-800	51.38	245-00030006-801	102.97	3
		9	245-00030009-800	78.83	245-00030009-801	154.81	4
		12	245-00030012-800	107.08	245-00030012-801	209.24	5
3	3.50	3	245-00035003-800	25.32	245-00035003-801	53.38	1
		6	245-00035006-800	51.22	245-00035006-801	106.63	3
		9	245-00035009-800	84.21	245-00035009-801	163.99	4
		12	245-00035012-800	114.58	245-00035012-801	221.11	5
3 1/2-4	4.00	3	245-00040003-800	27.33	245-00040003-801	53.78	1
		6	245-00040006-800	53.05	245-00040006-801	107.98	3
		9	245-00040009-800	84.74	245-00040009-801	166.69	4
		12	245-00040012-800	115.78	245-00040012-801	224.46	5
4	4.25	3	245-00042503-800	28.04	245-00042503-801	60.71	1
		6	245-00042506-800	53.36	245-00042506-801	108.94	3
4	4.50	3	245-00045003-800	29.39	245-00045003-801	65.87	1
		6	245-00045006-800	54.54	245-00045006-801	108.94	3
		9	245-00045009-800	102.08	245-00045009-801	182.87	4
		12	245-00045012-800	136.77	245-00045012-801	245.91	6
5	5.00	3	245-00050003-800	32.88	245-00050003-801	67.04	2
		6	245-00050006-800	65.22	245-00050006-801	118.79	3
		9	245-00050009-800	111.41	245-00050009-801	190.11	5
		12	245-00050012-800	148.47	245-00050012-801	253.23	6
5	5.56	3	245-00055603-800	33.36	245-00055603-801	68.96	2
		6	245-00055606-800	66.06	245-00055606-801	120.50	3
		9	245-00055609-800	111.80	245-00055609-801	191.72	5
		12	245-00055612-800	149.40	245-00055612-801	254.10	6



REPAIR CLAMPS



245 REDI-CLAMP

1/4" Thick Lug to Lug, Gasket-Gridded

Partial Coverage

Nominal Size Inches	O.D. Inches	Width Inches	Elec. Galv. Bolts		304 Stainless Steel Bolts		Approx. Weight lbs.
			Catalog Number	List Price	Catalog Number	List Price	
6	6.00	3	245-00060003-800	\$34.46	245-00060003-801	\$72.61	2
		6	245-00060006-800	66.69	245-00060006-801	122.48	4
		9	245-00060009-800	112.20	245-00060009-801	196.04	5
		12	245-00060012-800	150.10	245-00060012-801	259.73	7
6	6.25	3	245-00062503-800	34.70	245-00062503-801	73.25	2
6	6.63	3	245-00066303-800	35.00	245-00066303-801	74.61	2
		6	245-00066306-800	68.70	245-00066306-801	124.07	4
		9	245-00066309-800	115.78	245-00066309-801	198.10	6
		12	245-00066312-800	155.11	245-00066312-801	266.02	7
8	8.00	3	245-00080003-800	38.86	245-00080003-801	75.59	2
		6	245-00080006-800	75.99	245-00080006-801	131.04	4
		9	245-00080009-800	121.63	245-00080009-801	204.65	6
		12	245-00080012-800	178.78	245-00080012-801	290.45	8
8	8.63	3	245-00086303-800	41.14	245-00086303-801	78.32	2
		6	245-00086306-800	79.91	245-00086306-801	208.89	7
		9	245-00086309-800	126.15	245-00086309-801	208.89	7
		12	245-00086312-800	196.27	245-00086312-801	307.29	9
*10	10.00	3	245-00100003-800	75.40	245-00100003-801	118.79	3
		6	245-00100006-800	154.99	245-00100006-801	211.25	5
		9	245-00100009-800	255.50	245-00100009-801	326.78	8
		12	245-00100012-800	333.15	245-00100012-801	445.60	10
*10	10.75	3	245-00107503-800	75.75	245-00107503-801	129.38	3
		6	245-00107506-800	156.74	245-00107506-801	212.90	6
		9	245-00107509-800	256.12	245-00107509-801	330.05	8
		12	245-00107512-800	335.24	245-00107512-801	449.46	11
*12	12.00	3	245-00120003-800	85.74	245-00120003-801	139.27	3
		6	245-00120006-800	167.42	245-00120006-801	224.40	6
		9	245-00120009-800	269.55	245-00120009-801	343.28	9
		12	245-00120012-800	348.15	245-00120012-801	462.07	12
*12	12.75	3	245-00127503-800	86.73	245-00127503-801	140.58	3
		6	245-00127506-800	168.08	245-00127506-801	227.77	6
		9	245-00127509-800	269.84	245-00127509-801	346.59	9
		12	245-00127512-800	350.25	245-00127512-801	457.25	12

*2 Piece Design

Larger sizes available upon request. Smooth gaskets available upon request.



REPAIR CLAMPS



247 FULL CIRCLE REDI-CLAMP

All Stainless Steel

360° Seal

Nominal Size Inches	O.D. Inches	Width Inches	Ctn. Qty.	304 Stainless Steel Bolts	List Price	Approx. Weight
				Catalog Number		
1/2	0.84	3	6	247-00008403-000	\$90.05	1
		6	6	247-00008406-000	156.98	2
		12	2	247-00008412-000	313.94	4
3/4	1.05	3	6	247-00010503-000	90.79	1
		6	6	247-00010506-000	163.55	2
		12	2	247-00010512-000	327.10	4
1	1.32	3	6	247-00013203-000	95.55	1
		6	6	247-00013206-000	165.67	2
		12	2	247-00013212-000	329.84	4
1 1/4	1.66	3	6	247-00016603-000	97.10	1
		6	6	247-00016606-000	167.13	2
		12	2	247-00016612-000	334.25	4
1 1/2	1.90	3	6	247-00019003-000	99.10	2
		6	6	247-00019006-000	169.03	3
		12	2	247-00019012-000	338.05	4
2	2.38	3	6	247-00023803-000	106.14	2
		6	6	247-00023806-000	172.99	4
		12	2	247-00023812-000	345.99	6



REPAIR CLAMPS



248 REDI-CLAMP

All Stainless Steel

Partial Coverage

Nominal Size Inches	O.D. Inches	Width Inches	304 Stainless Steel Bolts	List Price	Approx. Weight lbs.
			Catalog Number		
1/2	0.84	3	248-00008403-000	\$44.95	1
		6	248-00008406-000	80.97	2
3/4	1.05	3	248-00010503-000	45.59	1
		6	248-00010506-000	81.75	1
1	1.32	3	248-00013203-000	47.65	1
		6	248-00013206-000	83.99	2
1 1/4	1.66	3	248-00016603-000	47.86	1
		6	248-00016606-000	86.06	2
1 1/2	1.90	3	248-00019003-000	53.77	1
		6	248-00019006-000	103.25	2
2	2.00	3	248-00020003-000	65.65	1
		6	248-00020006-000	126.35	2
2	2.38	3	248-00023803-000	66.79	1
		6	248-00023806-000	131.67	3
2	2.38	9	248-00023809-000	197.63	3
		12	248-00023812-000	265.09	4



258 FULL CIRCLE CLAMP

Single Band, All Stainless Steel-Cast Lugs

360°

Nominal Size Inches	O.D. Range Inches	Width Inches	Catalog Number	List Price	Approx. Weight lbs.
2	2.25-2.50	7 1/2	258-00022507-000	\$225.44	6
		15	258-00022515-000	450.87	12
2	2.35-2.63	7 1/2	258-00023807-000	230.06	6
		15	258-00023815-000	460.06	12
2 1/2	2.70-3.00	7 1/2	258-00027507-000	242.28	6
		15	258-00027515-000	482.35	13
3	3.36-3.60	7 1/2	258-00033607-000	249.89	8
		15	258-00033615-000	487.06	15

Tapped outlets available upon request.



REPAIR CLAMPS



258 FULL CIRCLE CLAMP

Single Band, All Stainless Steel-Cast Lugs

360°

Nominal Size Inches	O.D. Range Inches	Width Inches	Catalog Number	List Price	Approx. Weight lbs.
3	3.46-3.70	7 1/2	258-00035007-000	\$254.99	8
		15	258-00035015-000	497.03	16
3	3.73-4.00	7 1/2	258-00037507-000	260.18	8
		15	258-00037515-000	500.98	17
4	4.32-4.60	7 1/2	258-00043207-000	266.89	8
		15	258-00043215-000	517.90	17
4	4.45-4.73	7 1/2	258-00045007-000	272.34	8
		15	258-00045015-000	528.48	18
4	4.74-5.14	7 1/2	258-00048007-000	283.35	9
		15	258-00048015-000	539.06	18
		22 1/2	258-00048022-000	792.20	27
6	6.40-6.80	7 1/2	258-00064007-000	314.66	10
		15	258-00064015-000	629.36	20
		22 1/2	258-00064022-000	1,001.43	30
6	6.56-6.96	7 1/2	258-00066307-000	321.08	10
		15	258-00066315-000	642.20	20
		22 1/2	258-00066322-000	1,021.86	30
6	6.84-7.24	7 1/2	258-00069007-000	325.76	10
		15	258-00069015-000	651.58	20
		22 1/2	258-00069022-000	1,040.61	30
8	8.38-8.78	7 1/2	258-00083807-000	355.99	12
		15	258-00083815-000	712.04	23
		22 1/2	258-00083822-000	1,171.38	37
8	8.54-8.94	7 1/2	258-00086307-000	363.29	12
		15	258-00086315-000	726.56	25
		22 1/2	258-00086322-000	1,195.29	37
8	8.99-9.39	7 1/2	258-00090507-000	370.34	13
		15	258-00090515-000	740.62	25
		22 1/2	258-00090522-000	1,218.71	37

Tapped outlets available upon request.



REPAIR CLAMPS



258 FULL CIRCLE CLAMP

Single Band, All Stainless Steel-Cast Lugs

360° Seal

Nominal Size Inches	O.D. Range Inches	Width Inches	Catalog Number	List Price	Approx. Weight lbs.
10	10.60-11.00	7 1/2	258-00106007-000	\$452.49	13
		15	258-00106015-000	904.98	26
		22 1/2	258-00106022-000	1,401.09	39
10	10.64-11.04	7 1/2	258-00107507-000	461.73	13
		15	258-00107515-000	923.46	26
		22 1/2	258-00107522-000	1,429.68	39
10	11.04-11.44	7 1/2	258-00111007-000	471.07	14
		15	258-00111015-000	942.15	28
		22 1/2	258-00111022-000	1,462.50	42
12	12.60-13.00	7 1/2	258-00126007-000	508.52	15
		15	258-00126015-000	1,017.01	30
		22 1/2	258-00126022-000	1,575.01	45
12	13.10-13.50	7 1/2	258-00132007-000	529.71	15
		15	258-00132015-000	1,059.39	30
		22 1/2	258-00132022-000	1,640.64	45
12	14.00-14.40	7 1/2	258-00140007-000	548.44	16
		15	258-00140015-000	1,096.86	32
		22 1/2	258-00140022-000	1,701.55	48

Larger sizes available upon request. Tapped outlets available upon request.



REPAIR CLAMPS



259 FULL CIRCLE CLAMP

Double Band, All Stainless Steel-Cast Lugs

360° Seal

Nominal Size Inches	O.D. Ranges Inches	Width Inches	Catalog Number	List Price	Approx. Weight lbs.
3	3.46-4.26	7 1/2	259-00035007-000	\$489.84	15
		15	259-00035015-000	953.76	30
		22 1/2	259-00035022-000	1,396.47	45
4	4.44-5.24	7 1/2	259-00045007-000	544.02	15
		15	259-00045015-000	1,060.23	30
		22 1/2	259-00045022-000	1,551.31	45
6	6.56-7.36	7 1/2	259-00066307-000	629.65	16
		15	259-00066315-000	1,239.49	32
		22 1/2	259-00066322-000	1,793.70	48
8	8.54-9.34	7 1/2	259-00086307-000	718.65	20
		15	259-00086315-000	1,419.60	40
		22 1/2	259-00086322-000	2,048.36	61
10	10.64-11.44	7 1/2	259-00107507-000	997.93	22
		15	259-00107515-000	1,830.81	44
		22 1/2	259-00107522-000	2,628.50	67
12	12.62-13.42	7 1/2	259-00127507-000	1,089.73	23
		15	259-00127515-000	2,082.79	44
		22 1/2	259-00127522-000	2,847.29	67
14	13.65-14.45	7 1/2	259-00136507-000	1,194.04	24
		15	259-00136515-000	2,184.33	48
		22 1/2	259-00136522-000	2,948.17	73
16	15.92-16.72	7 1/2	259-00159207-000	1,296.87	26
		15	259-00159215-000	2,290.51	48
		22 1/2	259-00159222-000	3,054.83	72



REPAIR CLAMPS



266 FULL CIRCLE CLAMP

Single Band, All Stainless Steel-Fabricated Lugs

360° Seal

Nominal Size Inches	O.D. Ranges Inches	Width Inches	Catalog Number	List Price	Approx. Weight lbs.
2	2.25-2.50	7 1/2	266-10022507-000	\$122.87	5
		10	266-10022510-000	171.00	6
		12 1/2	266-10022512-000	204.38	8
		15	266-10022515-000	228.30	9
2	2.35-2.63	7 1/2	266-10023807-000	124.11	5
		10	266-10023810-000	172.75	6
		12 1/2	266-10023812-000	206.45	8
		15	266-10023815-000	230.73	9
2 1/4-2 1/2	2.70-3.00	7 1/2	266-10027507-000	129.02	5
		10	266-10027510-000	178.98	5
		12 1/2	266-10027512-000	211.31	8
		15	266-10027515-000	243.06	9
3	2.97-3.25	7 1/2	266-10030007-000	137.88	5
		10	266-10030010-000	183.89	6
		12 1/2	266-10030012-000	216.06	9
		15	266-10030015-000	255.45	10
3	3.36-3.60	7 1/2	266-10033607-000	139.92	5
		10	266-10033610-000	185.73	7
		12 1/2	266-10033612-000	218.20	8
		15	266-10033615-000	256.23	10
3	3.46-3.70	7 1/2	266-10035007-000	140.60	5
		10	266-10035010-000	187.15	7
		12 1/2	266-10035012-000	219.35	8
		15	266-10035015-000	257.05	10
3-4	3.73-4.00	7 1/2	266-10037507-000	142.29	6
		10	266-10037510-000	194.21	7
		12 1/2	266-10037512-000	227.37	9
		15	266-10037515-000	263.87	11
3-4	3.96-4.25	7 1/2	266-10040007-000	145.81	6
		10	266-10040010-000	198.09	7
		12 1/2	266-10040012-000	230.93	9
		15	266-10040015-000	267.82	11



REPAIR CLAMPS



266 FULL CIRCLE CLAMP

Single Band, All Stainless Steel-Fabricated Lugs

360° Seal

Nominal Size Inches	O.D. Ranges Inches	Width Inches	Catalog Number	List Price	Approx. Weight lbs.
4	4.32-4.60	7 1/2	266-10043207-000	\$152.54	6
		10	266-10043210-000	203.99	8
		12 1/2	266-10043212-000	237.84	10
		15	266-10043215-000	268.76	11
4	4.45-4.73	7 1/2	266-10045007-000	155.64	6
		10	266-10045010-000	208.15	8
		12 1/2	266-10045012-000	242.71	10
		15	266-10045015-000	269.83	11
4	4.74-5.14	7 1/2	266-10048007-000	159.11	7
		10	266-10048010-000	209.50	8
		12 1/2	266-10048012-000	244.15	11
		15	266-10048015-000	271.15	13
		20	266-10048020-000	409.25	17
4-5	4.95-5.35	7 1/2	266-10050007-000	165.75	7
		10	266-10050010-000	210.90	8
		12 1/2	266-10050012-000	245.54	11
		15	266-10050015-000	280.21	13
		20	266-10050020-000	411.94	17
4-5	5.22-5.62	7 1/2	266-10052507-000	170.13	7
		10	266-10052510-000	212.81	9
		12 1/2	266-10052512-000	248.24	11
		15	266-10052515-000	283.50	13
		20	266-10052520-000	417.40	18
6	5.95-6.35	7 1/2	266-10060007-000	175.38	7
		10	266-10060010-000	247.76	9
		12 1/2	266-10060012-000	291.92	12
		15	266-10060015-000	321.93	14
		20	266-10060020-000	499.36	18
6	6.40-6.80	7 1/2	266-10064007-000	177.37	7
		10	266-10064010-000	249.08	10
		12 1/2	266-10064012-000	292.54	13
		15	266-10064015-000	323.42	15
		20	266-10064020-000	503.15	20
		30	266-10064030-000	686.68	29



REPAIR CLAMPS



266 FULL CIRCLE CLAMP

Single Band, All Stainless Steel-Fabricated Lugs

360° Seal

Nominal Size Inches	O.D. Range Inches	Width Inches	Catalog Number	List Price	Approx. Weight lbs.
6	6.56-6.96	7 1/2	266-10066307-000	\$179.80	8
		10	266-10066310-000	249.32	10
		12 1/2	266-10066312-000	294.66	13
		15	266-10066315-000	324.67	15
		20	266-10066320-000	506.79	20
		25	266-10066325-000	634.13	24
		30	266-10066330-000	720.20	29
6	6.84-7.24	7 1/2	266-10069007-000	185.52	8
		10	266-10069010-000	250.98	10
		12 1/2	266-10069012-000	297.34	13
		15	266-10069015-000	327.36	15
		20	266-10069020-000	514.26	20
		25	266-10069025-000	642.74	24
		30	266-10069030-000	735.07	29
6	7.05-7.45	7 1/2	266-10071007-000	188.28	7
		10	266-10071010-000	253.70	10
		12 1/2	266-10071012-000	300.07	12
		15	266-10071015-000	330.13	15
		20	266-10071020-000	522.10	20
		25	266-10071025-000	654.33	25
		30	266-10071030-000	751.50	30
6	7.45-7.85	7 1/2	266-10074507-000	205.02	8
		10	266-10074510-000	273.88	10
		12 1/2	266-10074512-000	334.82	12
		15	266-10074515-000	364.83	16
		20	266-10074520-000	530.17	21
		25	266-10074525-000	664.29	26
		30	266-10074530-000	772.20	31



REPAIR CLAMPS



266 FULL CIRCLE CLAMP

Single Band, All Stainless Steel-Fabricated Lugs

360° Seal

Nominal Size Inches	O.D. Range Inches	Width Inches	Catalog Number	List Price	Approx. Weight lbs.
8	7.95-8.35	7 1/2	266-10080007-000	\$214.18	8
		10	266-10080010-000	283.70	11
		12 1/2	266-10080012-000	343.76	14
		15	266-10080015-000	392.87	16
		20	266-10080020-000	556.55	22
		25	266-10080025-000	692.95	27
		30	266-10080030-000	815.16	33
8	8.38-8.78	7 1/2	266-10083807-000	214.97	8
		10	266-10083810-000	284.57	11
		12 1/2	266-10083812-000	344.17	14
		15	266-10083815-000	394.20	17
		20	266-10083820-000	557.97	22
		30	266-10083830-000	823.96	34
8	8.54-8.94	7 1/2	266-10086307-000	215.55	9
		10	266-10086310-000	285.10	11
		12 1/2	266-10086312-000	345.15	14
		15	266-10086315-000	395.59	17
		20	266-10086320-000	559.27	23
		25	266-10086325-000	706.00	28
		30	266-10086330-000	833.20	34
8	8.99-9.39	7 1/2	266-10090507-000	216.93	9
		10	266-10090510-000	286.46	12
		12 1/2	266-10090512-000	346.48	15
		15	266-10090515-000	398.31	18
		20	266-10090520-000	577.91	23
		25	266-10090525-000	721.97	29
		30	266-10090530-000	854.41	35
8	9.27-9.67	7 1/2	266-10094007-000	218.28	9
		10	266-10094010-000	289.18	12
		12 1/2	266-10094012-000	349.19	15
		15	266-10094015-000	401.04	18
		20	266-10094020-000	586.03	24
		25	266-10094025-000	731.34	29
		30	266-10094030-000	874.97	35
8-10	9.70-10.10	7 1/2	266-10100007-000	279.94	9
		10	266-10100010-000	375.01	12
		12 1/2	266-10100012-000	439.27	16
		15	266-10100015-000	504.72	19
		20	266-10100020-000	673.87	25
		25	266-10100025-000	845.44	31
		30	266-10100030-000	968.46	37



REPAIR CLAMPS



266 FULL CIRCLE CLAMP

Single Band, All Stainless Steel-Fabricated Lugs

360°

Nominal	O.D.	Width Inches	Catalog Number	List Price	Approx. Weight lbs.
10	10.60-11.00	7 1/2	266-10106007-000	\$280.76	10
		10	266-10106010-000	369.16	13
		12 1/2	266-10106012-000	440.18	16
		15	266-10106015-000	506.32	20
		20	266-10106020-000	679.73	26
		30	266-10106030-000	974.44	39
10	10.64-11.04	7 1/2	266-10107507-000	281.01	10
		10	266-10107510-000	369.66	13
		12 1/2	266-10107512-000	440.57	16
		15	266-10107515-000	510.15	20
		20	266-10107520-000	686.16	25
		25	266-10107525-000	852.18	33
10	11.04-11.44	30	266-10107530-000	980.42	39
		7 1/2	266-10111007-000	282.31	10
		10	266-10111010-000	371.04	13
		12 1/2	266-10111012-000	441.95	17
		15	266-10111015-000	512.91	20
		120	266-10111020-000	704.94	26
10	11.34-11.74	25	266-10111025-000	870.85	33
		30	266-10111030-000	1,001.51	40
		7 1/2	266-10114007-000	283.70	10
		10	266-10114010-000	373.73	14
		12 1/2	266-10114012-000	443.04	17
		15	266-10114015-000	515.63	20
10	11.75-12.15	20	266-10114020-000	707.76	27
		25	266-10114025-000	882.41	35
		30	266-10114030-000	1,024.60	42
		7 1/2	266-10117507-000	285.09	10
		10	266-10117510-000	375.13	14
		12 1/2	266-10117512-000	444.70	17
10-12	12.00-12.40	15	266-10117515-000	518.32	21
		20	266-10117520-000	723.57	28
		25	266-10117525-000	923.16	35
		30	266-10117530-000	1,077.36	42
		7 1/2	266-10120007-000	318.24	11
		10	266-10120010-000	421.50	14
10-12	12.00-12.40	12 1/2	266-10120012-000	509.09	18
		15	266-10120015-000	575.64	21
		20	266-10120020-000	799.37	28
		25	266-10120025-000	949.37	35
10-12	12.00-12.40	30	266-10120030-000	1,129.47	42



REPAIR CLAMPS



266 FULL CIRCLE CLAMP

Single Band, All Stainless Steel-Fabricated Lugs

360° Seal

Nominal Size Inches	O.D. Range Inches	Width Inches	Catalog Number	List Price	Approx. Weight lbs.
12	12.60-13.00	7 1/2	266-10126007-000	\$318.85	11
		10	266-10126010-000	422.50	15
		12 1/2	266-10126012-000	510.12	18
		15	266-10126015-000	579.26	22
		20	266-10126020-000	805.63	29
		30	266-10126030-000	1,135.63	44
12	12.62-13.02	7 1/2	266-10127507-000	319.17	11
		10	266-10127510-000	422.87	15
		12 1/2	266-10127512-000	512.91	18
		15	266-10127515-000	581.10	22
		20	266-10127520-000	816.22	29
		25	266-10127525-000	954.85	37
12	13.10-13.50	30	266-10127530-000	1,145.62	44
		7 1/2	266-10132007-000	334.08	11
		10	266-10132010-000	441.68	15
		12 1/2	266-10132012-000	535.11	19
		15	266-10132015-000	608.67	23
		20	266-10132020-000	831.71	30
12	13.40-13.80	25	266-10132025-000	996.52	37
		30	266-10132030-000	1,168.35	45
		7 1/2	266-10134007-000	336.88	11
		10	266-10134010-000	444.51	15
		12 1/2	266-10134012-000	537.90	19
		15	266-10134015-000	614.34	23
12	13.40-13.80	20	266-10134020-000	846.50	30
		25	266-10134025-000	1,002.21	38
		30	266-10134030-000	1,189.08	45



REPAIR CLAMPS



266 FULL CIRCLE CLAMP

Double Band, All Stainless Steel Fabricated Lugs

360°

Nominal Size Inches	O.D. Range Inches	Width Inches	Catalog Number	List Price	Wt. Each Lbs.
3	3.49-4.29	7 1/2	266-20035007-000	\$198.53	9
		10	266-20035010-000	296.17	12
		12 1/2	266-20035012-000	313.88	15
		15	266-20035015-000	370.48	18
		20	266-20035020-000	479.24	24
4	4.44-5.24	7 1/2	266-20045007-000	242.04	9
		10	266-20045010-000	320.21	13
		12 1/2	266-20045012-000	379.11	16
		15	266-20045015-000	453.33	19
		20	266-20045020-000	607.04	25
4	4.74-5.57	7 1/2	266-20048007-000	243.89	10
		10	266-20048010-000	323.42	13
		12 1/2	266-20048012-000	381.74	19
		15	266-20048015-000	455.94	20
		20	266-20048020-000	609.76	26
6	6.62-7.42	7 1/2	266-20066307-000	280.19	11
		10	266-20066310-000	360.53	14
		12 1/2	266-20066312-000	418.88	18
		15	266-20066315-000	530.19	22
		20	266-20066320-000	723.71	29
6	6.84-7.64	7 1/2	266-20069007-000	283.67	11
		10	266-20069010-000	363.17	15
		12 1/2	266-20069012-000	421.50	18
		15	266-20069015-000	534.19	22
		20	266-20069020-000	726.35	29
8	8.62-9.42	7 1/2	266-20086307-000	320.79	13
		10	266-20086310-000	400.28	17
		12 1/2	266-20086312-000	466.56	21
		15	266-20086315-000	607.07	25
		20	266-20086320-000	821.78	34
8	8.99-9.79	7 1/2	266-20090507-000	323.42	13
		10	266-20090510-000	402.96	17
		12 1/2	266-20090512-000	469.23	22
		15	266-20090515-000	609.76	26
		20	266-20090520-000	824.42	35



REPAIR CLAMPS



266 FULL CIRCLE CLAMP

Double Band, All Stainless Steel Fabricated Lugs

360° Seal

Nominal Size Inches	O.D. Range Inches	Width Inches	Catalog Number	List Price	Approx. Weight lbs.
10	10.75-11.55	10	266-20107510-000	\$524.88	21
		15	266-20107515-000	755.54	31
		20	266-20107520-000	1,007.33	41
10	11.10-11.90	10	266-20111010-000	527.55	21
		15	266-20111015-000	758.14	31
		20	266-20111020-000	1,010.02	42
10	11.60-12.40	10	266-20116010-000	530.19	21
		15	266-20116015-000	760.82	32
		20	266-20116020-000	1,012.66	42
12	12.75-13.55	10	266-20127510-000	601.79	23
		15	266-20127515-000	864.22	35
		20	266-20127520-000	1,166.40	46
12	13.20-14.00	10	266-20132010-000	604.44	23
		15	266-20132015-000	866.83	35
		20	266-20132020-000	1,169.03	46
12	13.65-14.45	10	266-20136510-000	607.04	24
		15	266-20136515-000	872.14	35
		20	266-20136520-000	1,174.35	47
12	14.00-14.80	10	266-20140010-000	612.40	25
		15	266-20140015-000	880.09	38
		20	266-20140020-000	1,179.66	50



REPAIR CLAMPS



266 TAPPED FULL CIRCLE CLAMP

Single Band, All Stainless Steel Fabricated Lugs

3/4" and 1" NPT

Nominal Size Inches	O.D. Range Inches	Width Inches	3/4" NPT	1" NPT	List Price	Approx. Weight lbs.
			Catalog Number	Catalog Number		
3	3.46-3.70	7 1/2	266-10035007-006	266-10035007-008	\$225.29	5
		12 1/2	266-10035012-006	266-10035012-008	292.19	9
3	3.73-4.00	7 1/2	266-10037507-006	266-10037507-008	226.88	6
		12 1/2	266-10037512-006	266-10037512-008	295.05	9
3	3.96-4.25	7 1/2	266-10040007-006	266-10040007-008	232.01	6
		12 1/2	266-10040012-006	266-10040012-008	297.90	9
4	4.45-4.73	7 1/2	266-10045007-006	266-10045007-008	250.51	6
		12 1/2	266-10045012-006	266-10045012-008	359.08	10
4	4.74-5.14	7 1/2	266-10048007-006	266-10048007-008	251.94	7
		12 1/2	266-10048012-006	266-10048012-008	360.47	11
6	6.56-6.96	7 1/2	266-10066307-006	266-10066307-008	286.69	8
		12 1/2	266-10066312-006	266-10066312-008	417.52	13
6	6.84-7.24	7 1/2	266-10069007-006	266-10069007-008	288.11	8
		12 1/2	266-10069012-006	266-10069012-008	420.27	13
8	8.54-8.94	7 1/2	266-10086307-006	266-10086307-008	293.11	9
		12 1/2	266-10086312-006	266-10086312-008	474.62	15
8	8.99-9.39	7 1/2	266-10090507-006	266-10090507-008	299.17	9
		12 1/2	266-10090512-006	266-10090512-008	478.78	15

10" and 15" band widths are available upon request.

1/2" I.P. Taps can be accommodated by using a bushing in 3/4" taps.

1 1/4", 1 1/2" and 2" NPT Taps

Nominal Size Inches	O.D. Range Inches	Width Inches	Catalog Number			List Price	Approx. Weight lbs.
			1 1/4" NPT	1 1/2" NPT	2" NPT		
4	4.45-4.73	7 1/2	266-10045007-010	266-10045007-012	266-10045007-014	\$286.69	6
		12 1/2	266-10045012-010	266-10045012-012	266-10045012-014	392.47	10
4	4.74-5.14	7 1/2	266-10048007-010	266-10048007-012	266-10048007-014	288.11	7
		12 1/2	266-10048012-010	266-10048012-012	266-10048012-014	395.24	11
6	6.56-6.96	7 1/2	266-10066307-010	266-10066307-012	266-10066307-014	322.88	8
		12 1/2	266-10066312-010	266-10066312-012	266-10066312-014	450.91	13
6	6.84-7.24	7 1/2	266-10069007-010	266-10069007-012	266-10069007-014	324.30	8
		12 1/2	266-10069012-010	266-10069012-012	266-10069012-014	453.69	13
8	8.54-8.94	7 1/2	266-10086307-010	266-10086307-012	266-10086307-014	359.08	9
		12 1/2	266-10086312-010	266-10086312-012	266-10086312-014	512.16	15
8	8.99-9.39	7 1/2	266-10090507-010	266-10090507-012	266-10090507-014	360.47	9
		12 1/2	266-10090512-010	266-10090512-012	266-10090512-014	514.96	15



REPAIR CLAMPS



266 TAPPED FULL CIRCLE CLAMP

Double Band, All Stainless Steel Fabricated Lugs

3/4" and 1" NPT Taps

Nominal Size Inches	O.D. Range Inches	Width Inches	Catalog Number		List Price	Approx. Weight lbs.
			3/4" NPT	1" NPT		
4	4.44-5.24	7 1/2	266-20045007-006	266-20045007-008	\$331.22	10
		12 1/2	266-20045012-006	266-20045012-008	474.62	16
6	6.62-7.42	7 1/2	266-20066307-006	266-20066307-008	375.76	11
		12 1/2	266-20066312-006	266-20066312-008	526.07	19
6	6.84-7.64	7 1/2	266-20069007-006	266-20069007-008	378.58	11
		12 1/2	266-20069012-006	266-20069012-008	528.85	18
8	8.62-9.42	7 1/2	266-20086307-006	266-20086307-008	417.52	13
		12 1/2	266-20086312-006	266-20086312-008	576.20	20
8	8.99-9.79	7 1/2	266-20090507-006	266-20090507-008	420.27	14
		12 1/2	266-20090512-006	266-20090512-008	578.97	21
10	10.75-11.55	12 1/2	266-20107512-006	266-20107512-008	799.70	26
10	11.10-11.90	12 1/2	266-20111012-006	266-20111012-008	802.59	27
12	12.75-13.55	12 1/2	266-20127512-006	266-20127512-008	896.01	29
12	13.20-14.00	12 1/2	266-20132012-006	266-20132012-008	898.92	30

10" and 15" band widths are available upon request.

1/2" I.P. Taps can be accommodated by using a bushing in 3/4" taps.

1 1/4", 1 1/2" and 2" NPT Taps

Nominal Size Inches	O.D. Range Inches	Width Inches	Catalog Number			List Price	Approx. Weight lbs.
			1 1/4" NPT	1 1/2" NPT	2" NPT		
4	4.44-5.24	7 1/2	266-20045007-010	266-20045007-012	N/A	\$402.97	16
		12 1/2	266-20045012-010	266-20045012-012	N/A	509.41	16
6	6.62-7.42	7 1/2	266-20066307-010	266-20066307-012	N/A	409.15	19
		12 1/2	266-20066312-010	266-20066312-012	266-20066312-014	559.49	19
6	6.84-7.64	7 1/2	266-20069007-010	266-20069007-012	N/A	411.98	19
		12 1/2	266-20069012-010	266-20069012-012	266-20069012-014	562.25	19
8	8.62-9.42	7 1/2	266-20086307-010	266-20086307-012	N/A	450.91	21
		12 1/2	266-20086312-010	266-20086312-012	266-20086312-014	612.39	21
8	8.99-9.79	7 1/2	266-20090507-010	266-20090507-012	N/A	453.69	22
		12 1/2	266-20090512-010	266-20090512-012	266-20090512-014	615.14	22
10	10.75-11.55	12 1/2	266-20107512-010	266-20107512-012	266-20107512-014	834.69	26
		12 1/2	266-20111012-010	266-20111012-012	266-20111012-014	837.64	27
12	12.75-13.55	12 1/2	266-20127512-010	266-20127512-012	266-20127512-014	933.95	29
12	13.20-14.00	12 1/2	266-20132012-010	266-20132012-012	266-20132012-014	936.83	30

10" and 15" band widths are available upon request.

1/2" I.P. Taps can be accommodated by using a bushing in 3/4" taps.



REPAIR CLAMPS



274 BELL JOINT LEAK CLAMP

DI Pipe and Short Bell PVC

Nominal Size Inches	O.D. Range Inches	Bolt Qty.	Bolt Size	Alloy Bolts & Nuts		304 Stainless Steel Bolts & Nuts		Approx. Weight lbs.
				Catalog Number	List Price	Catalog Number	List Price	
2	2.50	4	1/2 x 7	274-00000250-000	\$267.30	274-00000250-002	\$288.12	7
3	3.80-3.96	4	5/8 x 9	274-00000380-000	267.30	274-00000380-002	357.78	15
4	4.80-5.00	4	5/8 x 9	274-00000480-000	275.22	274-00000480-002	366.20	18
6	6.90-7.10	4	5/8 x 9	274-00000690-000	303.10	274-00000690-002	393.59	22
8	9.05-9.30	6	5/8 x 10 1/2	274-00000905-000	418.81	274-00000905-002	559.26	31
10	11.10-11.40	6	5/8 x 10 1/2	274-00001110-000	526.25	274-00001110-002	666.68	35
12	13.20-13.50	6	5/8 x 10 1/2	274-00001320-000	569.19	274-00001320-002	697.12	47
14*	15.30	8	5/8 x 11	274-00001530-000	1,979.48	274-00001530-002	2,190.00	52
14*	15.65	8	5/8 x 11	274-00001565-000	1,979.48	274-00001565-002	2,190.00	54
16	17.40-17.80	9	5/8 x 13	274-00001740-000	888.81	274-00001740-002	1,170.06	73
18	19.50-19.92	12	5/8 x 13	274-00001950-000	1,235.10	274-00001950-002	1,516.36	84
20	21.60-22.06	12	5/8 x 13	274-00002160-000	1,434.31	274-00002160-002	1,715.56	112
24	25.80-26.32	12	5/8 x 13	274-00002580-000	1,633.51	274-00002580-002	1,914.76	124
30†	31.74-32.74	15	5/8 x 17	274-00003174-000	2,880.85	274-00003174-002	3,777.96	239
36†	37.96-38.70	18	5/8 x 17	274-00003796-000	3,463.18	274-00003796-002	4,360.04	295

*Fabricated Carbon Steel.

†Not recommended for PVC pipe.

May be used on PVC, cast iron pipe sizes. Longer bolts may be required.

DI Pipe and Short Bell PVC

Nominal Size Inches	O.D. Range Inches	Bolt Qty.	Bolt or Stud Size**	Catalog Number	List Price	Approx. Weight lbs.
4	4.80-5.00	4	5/8 x 17	274-40000480-500	\$283.08	23
6	6.90-7.10	4	5/8 x 17	274-40000690-500	310.95	25
8	9.05-9.30	6	5/8 x 17	274-30000905-500	437.23	33
10	11.10-11.40	6	5/8 x 17	274-30001110-500	544.67	37
12	13.20-13.50	6	5/8 x 17	274-30001320-500	587.61	48
14*	15.30	8	5/8 x 17	274-30001530-500	1,992.42	54
14*	15.65	8	5/8 x 17	274-30001565-500	1,992.42	58
16	17.40-17.80	9	5/8 x 25	274-40001740-000	943.98	76
18	19.50-19.92	12	5/8 x 25	274-40001950-000	1,307.71	90
20	21.60-22.06	12	5/8 x 25	274-40002160-000	1,503.10	112
24	25.80-26.32	12	5/8 x 25	274-40002580-000	1,731.75	130
30†	31.74-32.74	15	5/8 x 27	274-40003174-000	2,906.97	239
36†	37.96-38.70	18	5/8 x 27	274-40003796-000	3,494.39	295

*Fabricated Carbon Steel.

†Not recommended for PVC pipe.

**-500 end code = 12" of thread

**-000 end code = studs

5/8 x 17" bolts have 12-inches of thread. 5/8 x 25" all thread.

5/8 x 27" all thread.



SERVICE SADDLES



312 SERVICE SADDLES

Single Bale, Ductile Iron with NPT Outlets

Nominal Size Inches	O.D. Range Inches	Tap Size Inches	Catalog Number	List Price	Approx. Weight lbs.
1	1.31-1.39	3/4 NPT	312-00013906-000	\$29.68	1
1 1/4-1 1/2	1.61-1.92	3/4 NPT	312-00019206-000	31.88	1
		1 NPT	312-00019208-000	31.88	1
2	2.38	3/4 NPT	312-00023806-000	34.22	2
		1 NPT	312-00023808-000	34.22	2
2	2.35-2.56	3/4 NPT	312-00025606-000	34.22	2
		1 NPT	312-00025608-000	34.22	2
		1 1/4 NPT	312-00025610-000	44.19	2
		1 1/2 NPT	312-00025612-000	44.19	2
2 1/4-2 1/2	2.44-2.91	3/4 NPT	312-00029106-000	35.85	2
		1 NPT	312-00029108-000	35.85	2
		1 1/4 NPT	312-00029110-000	41.43	3
		1 1/2 NPT	312-00029112-000	41.43	3
3	2.97-3.54	3/4 NPT	312-00035406-000	38.42	2
		1 NPT	312-00035408-000	38.42	2
		1 1/4 NPT	312-00035410-000	50.61	3
		1 1/2 NPT	312-00035412-000	50.61	3
3-4	4.14-4.50	3/4 NPT	312-00045006-000	42.07	3
		1 NPT	312-00045008-000	42.07	3
		1 1/4 NPT	312-00045010-000	56.04	4
		1 1/2 NPT	312-00045012-000	56.04	4
		2 NPT	312-00045014-000	56.04	4
4	4.14-4.80	3/4 NPT	312-00048006-000	43.62	3
		1 NPT	312-00048008-000	43.62	3
		1 1/4 NPT	312-00048010-000	59.87	5
		1 1/2 NPT	312-00048012-000	59.87	5
		2 NPT	312-00048014-000	59.87	5
4-5	4.74-5.63	3/4 NPT	312-00056306-000	46.80	3
		1 NPT	312-00056308-000	46.80	3
		1 1/4 NPT	312-00056310-000	63.68	5
		1 1/2 NPT	312-00056312-000	63.68	5
		2 NPT	312-00056314-000	63.68	5



SERVICE SADDLES



312 SERVICE SADDLES

Single Bale, Ductile Iron with NPT Outlets

Nominal Size Inches	O.D. Range Inches	Tap Size Inches	Catalog Number	List Price	Approx. Weight lbs.
5-6	5.94-6.70	3/4 NPT	312-00066306-000	\$50.95	4
		1 NPT	312-00066308-000	50.95	4
		1 1/4 NPT	312-00066310-000	70.97	5
		1 1/2 NPT	312-00066312-000	70.97	5
		2 NPT	312-00066314-000	70.97	5
5-6	5.94-6.90	3/4 NPT	312-00069006-000	50.95	4
		1 NPT	312-00069008-000	50.95	4
		1 1/4 NPT	312-00069010-000	70.97	5
		1 1/2 NPT	312-00069012-000	70.97	5
		2 NPT	312-00069014-000	70.97	5
6	6.84-7.60	3/4 NPT	312-00076006-000	54.40	5
		1 NPT	312-00076008-000	54.40	5
		1 1/4 NPT	312-00076010-000	76.98	6
		1 1/2 NPT	312-00076012-000	76.98	6
		2 NPT	312-00076014-000	76.98	6
6-8	7.69-8.72	3/4 NPT	312-00087206-000	59.17	5
		1 NPT	312-00087208-000	59.17	5
		1 1/4 NPT	312-00087210-000	84.03	6
		1 1/2 NPT	312-00087212-000	84.03	6
		2 NPT	312-00087214-000	84.03	6
6-8	7.69-9.05	3/4 NPT	312-00090506-000	59.34	5
		1 NPT	312-00090508-000	59.34	5
		1 1/4 NPT	312-00090510-000	84.38	6
		1 1/2 NPT	312-00090512-000	84.38	6
		2 NPT	312-00090514-000	84.38	6
8-10	8.54-10.10	3/4 NPT	312-00101006-000	64.95	5
		1 NPT	312-00101008-000	64.95	5
		1 1/4 NPT	312-00101010-000	93.35	6
		1 1/2 NPT	312-00101012-000	93.35	6
		2 NPT	312-00101014-000	93.35	6
10-12	10.64-12.12	3/4 NPT	312-00121206-000	72.99	5
		1 NPT	312-00121208-000	72.99	5
		1 1/4 NPT	312-00121210-000	104.77	6
		1 1/2 NPT	312-00121212-000	104.77	6
		2 NPT	312-00121214-000	104.77	6
12-14	12.62-14.32	3/4 NPT	312-00143206-000	81.74	7
		1 NPT	312-00143208-000	81.74	7
		1 1/4 NPT	312-00143210-000	110.78	7
		1 1/2 NPT	312-00143212-000	110.78	7
		2 NPT	312-00143214-000	110.78	7



SERVICE SADDLES



314 SERVICE SADDLES

Double Bales, Ductile Iron with NPT Outlets

Nominal Size Inches	O.D. Range Inches	Tap Size Inches	Catalog Number	List Price	Approx. Weight lbs.
1 1/4-1 1/2	1.61-1.92	3/4 NPT	314-00019206-000	\$43.07	3
		1 NPT	314-00019208-000	43.07	3
2	2.35-2.56	3/4 NPT	314-00025606-000	45.89	3
		1 NPT	314-00025608-000	45.89	3
		1 1/4 NPT	314-00025610-000	47.86	3
		1 1/2 NPT	314-00025612-000	47.86	3
2 1/4-2 1/2	2.44-2.91	3/4 NPT	314-00029106-000	51.66	3
		1 NPT	314-00029108-000	51.66	3
3	2.97-3.54	3/4 NPT	314-00035406-000	46.91	4
		1 NPT	314-00035408-000	46.91	4
		1 1/4 NPT	314-00035410-000	60.22	5
		1 1/2 NPT	314-00035412-000	60.22	5
		2 NPT	314-00035414-000	60.22	5
3-4	3.74-4.13	3/4 NPT	314-00041306-000	53.89	6
		1 NPT	314-00041308-000	53.89	6
		1 1/4 NPT	314-00041310-000	64.11	8
		1 1/2 NPT	314-00041312-000	64.11	8
		2 NPT	314-00041314-000	64.11	8
		2 1/2 NPT	314-00041316-000	64.11	8
4	4.14-4.50	3/4 NPT	314-00045006-000	61.12	6
		1 NPT	314-00045008-000	61.12	6
		1 1/4 NPT	314-00045010-000	70.98	8
		1 1/2 NPT	314-00045012-000	70.98	8
		2 NPT	314-00045014-000	70.98	8
		2 1/2 NPT	314-00045016-000	70.98	8
4	4.14-4.80	3/4 NPT	314-00048006-000	65.86	6
		1 NPT	314-00048008-000	65.86	6
		1 1/4 NPT	314-00048010-000	78.58	8
		1 1/2 NPT	314-00048012-000	78.58	8
		2 NPT	314-00048014-000	78.58	8
		2 1/2 NPT	314-00048016-000	78.58	8
4-5	4.74-5.14	3/4 NPT	314-00051406-000	65.86	6
		1 NPT	314-00051408-000	65.86	6
		1 1/4 NPT	314-00051410-000	83.88	6
		1 1/2 NPT	314-00051412-000	83.88	6
		2 NPT	314-00051414-000	83.88	6
		2 1/2 NPT	314-00051416-000	83.88	6
4-5	5.00-5.63	3/4 NPT	314-00056306-000	65.86	7
		1 NPT	314-00056308-000	65.86	7
		1 1/4 NPT	314-00056310-000	83.88	9
		1 1/2 NPT	314-00056312-000	83.88	9
		2 NPT	314-00056314-000	83.88	9
		2 1/2 NPT	314-00056316-000	83.88	9



SERVICE SADDLES



314 SERVICE SADDLE

Double Bales, Ductile Iron with NPT Outlets

Nominal Size Inches	O.D. Range Inches	Tap Size Inches	Catalog Number	List Price	Approx. Weight lbs.
6	5.94-6.70	3/4 NPT	314-00066306-000	\$69.52	7
		1 NPT	314-00066308-000	69.52	7
		1 1/4 NPT	314-00066310-000	80.54	10
		1 1/2 NPT	314-00066312-000	80.54	10
		2 NPT	314-00066314-000	80.54	10
		2 1/2 NPT	314-00066316-000	80.54	10
		3 NPT	314-00066317-000	165.65	11
6	5.94-6.90	3/4 NPT	314-00069006-000	69.52	7
		1 NPT	314-00069008-000	69.52	7
		1 1/4 NPT	314-00069010-000	80.54	10
		1 1/2 NPT	314-00069012-000	80.54	10
		2 NPT	314-00069014-000	80.54	10
		2 1/2 NPT	314-00069016-000	80.54	10
		3 NPT	314-00069017-000	165.65	11
6	6.84-7.60	3/4 NPT	314-00076006-000	81.18	8
		1 NPT	314-00076008-000	81.18	8
		1 1/4 NPT	314-00076010-000	92.39	10
		1 1/2 NPT	314-00076012-000	92.39	10
		2 NPT	314-00076014-000	92.39	10
		2 1/2 NPT	314-00076016-000	92.39	10
		3 NPT	314-00076017-000	202.30	11
6-8	7.69-8.72	4 NPT	314-00076018-000	202.30	11
		3/4 NPT	314-00087206-000	81.99	9
6-8	7.69-9.05	1 NPT	314-00087208-000	81.99	9
		1 1/4 NPT	314-00087210-000	100.19	11
		1 1/2 NPT	314-00087212-000	100.19	11
		2 NPT	314-00087214-000	100.19	11
		3/4 NPT	314-00090506-000	81.99	9
8-10	8.54-10.10	1 NPT	314-00090508-000	81.99	9
		1 1/4 NPT	314-00090510-000	100.19	11
		1 1/2 NPT	314-00090512-000	100.19	11
		2 NPT	314-00090514-000	100.19	11
		3/4 NPT	314-00101006-000	90.90	9
		1 NPT	314-00101008-000	90.90	9
		1 1/4 NPT	314-00101010-000	103.58	11
		1 1/2 NPT	314-00101012-000	103.58	11
8-10	8.54-10.10	2 NPT	314-00101014-000	103.58	11
		2 1/2 NPT	314-00101016-000	103.58	11
		3 NPT	314-00101017-000	263.48	14
		4 NPT	314-00101018-000	263.48	14



SERVICE SADDLES



314 SERVICE SADDLE

Double Bales, Ductile Iron with NPT Outlets

Nominal Size Inches	O.D. Range Inches	Tap Size Inches	Catalog Number	List Price	Approx. Weight lbs.
10	10.75-11.10	3/4 NPT	314-00111006-000	\$92.06	10
		1 NPT	314-00111008-000	92.06	10
		1 1/4 NPT	314-00111010-000	117.19	11
		1 1/2 NPT	314-00111012-000	117.19	11
		2 NPT	314-00111014-000	117.19	11
		2 1/2 NPT	314-00111016-000	117.19	11
10-12	10.64-12.12	3/4 NPT	314-00121206-000	108.03	11
		1 NPT	314-00121208-000	108.03	11
		1 1/4 NPT	314-00121210-000	130.22	11
		1 1/2 NPT	314-00121212-000	130.22	11
		2 NPT	314-00121214-000	130.22	11
		2 1/2 NPT	314-00121216-000	130.22	11
12	12.75-13.20	3/4 NPT	314-00132006-000	108.03	14
		1 NPT	314-00132008-000	108.03	14
		1 1/4 NPT	314-00132010-000	130.22	15
		1 1/2 NPT	314-00132012-000	130.22	15
		2 NPT	314-00132014-000	130.22	15
		2 1/2 NPT	314-00132016-000	130.22	15
12-14	12.64-14.32	3/4 NPT	314-00143206-000	137.78	14
		1 NPT	314-00143208-000	137.78	14
		1 1/4 NPT	314-00143210-000	160.94	15
		1 1/2 NPT	314-00143212-000	160.94	15
		2 NPT	314-00143214-000	160.94	15
		2 1/2 NPT	314-00143216-000	160.94	15
12-14	14.73-15.65	3/4 NPT	314-00156506-000	157.28	18
		1 NPT	314-00156508-000	157.28	18
		1 1/4 NPT	314-00156510-000	177.90	18
		1 1/2 NPT	314-00156512-000	177.90	18
		2 NPT	314-00156514-000	177.90	18
		2 1/2 NPT	314-00156516-000	177.90	18
		3 NPT	314-00156517-000	393.14	28
		4 NPT	314-00156518-000	393.14	28
14-16	15.98-16.59	3 NPT	314-00165917-000	418.15	28
		4 NPT	314-00165918-000	418.15	28
14-16	15.95-17.25	3/4 NPT	314-00172506-000	178.64	19
		1 NPT	314-00172508-000	178.64	19
		1 1/4 NPT	314-00172510-000	199.26	19
		1 1/2 NPT	314-00172512-000	199.26	19
		2 NPT	314-00172514-000	199.26	19
		2 1/2 NPT	314-00172516-000	199.26	19



SERVICE SADDLES



314 SERVICE SADDLE

Double Bales, Ductile Iron with NPT Outlets

Nominal Size Inches	O.D. Range Inches	Tap Size Inches	Catalog Number	List Price	Approx. Weight lbs.
16	17.25-17.80	3/4 NPT	314-00178006-000	\$188.91	19
		1 NPT	314-00178008-000	188.91	19
		1 1/4 NPT	314-00178010-000	243.58	19
		1 1/2 NPT	314-00178012-000	243.58	19
		2 NPT	314-00178014-000	243.58	19
		2 1/2 NPT	314-00178016-000	243.58	19
		3 NPT	314-00178017-000	451.25	29
		4 NPT	314-00178018-000	451.25	29
16-18	17.40-18.88	3/4 NPT	314-00188806-000	194.27	19
		1 NPT	314-00188808-000	194.27	19
		1 1/4 NPT	314-00188810-000	248.99	19
		1 1/2 NPT	314-00188812-000	248.99	19
		2 NPT	314-00188814-000	248.99	19
		2 1/2 NPT	314-00188816-000	248.99	19
16-18	17.81-18.88	3 NPT	314-00188817-000	479.97	30
		4 NPT	314-00188818-000	479.97	30



TAPPING SLEEVES



632 TAPPING SLEEVES

Carbon Steel, Reducing or Size on Size

Nominal Size Inches	O.D. Range Inches	Flanged Size Outlet Inches	Approx. Weight lbs.	Epoxy with Alloy Bolts	List Price	Epoxy with 304 S.S. Bolts	List Price
				Catalog Number		Catalog Number	
6 IPS	6.57-6.73	4	71	632-06630402-003	\$805.61	632-06630402-031	\$981.92
		6	76	632-06630602-203	1,063.71	632-06630602-231	1,357.48
6 CIP	6.83-7.16	4	71	632-06900402-003	805.61	632-06900402-031	1,013.39
		6	78	632-06900602-203	1,063.71	632-06900602-231	1,357.48
8 IPS	8.36-8.75	4	76	632-08630402-003	832.80	632-08630402-031	1,167.66
		6	86	632-08630602-003	925.44	632-08630602-031	1,291.41
		8	92	632-08630802-203	1,233.30	632-08630802-231	1,572.03
8 CIP	8.98-9.37	4	78	632-09050402-003	832.80	632-09050402-031	1,167.66
		6	87	632-09050602-003	925.37	632-09050602-031	1,288.26
		8	92	632-09050802-203	1,233.21	632-09050802-231	1,572.03
10 IPS	10.45-10.88	4	82	632-10750402-003	904.11	632-10750402-031	1,264.74
		6	91	632-10750602-003	981.44	632-10750602-031	1,368.81
		8	130	632-10750802-003	1,236.50	632-10750802-031	1,737.26
		10	138	632-10751002-203	1,557.89	632-10751002-231	1,915.90
10 CIP	11.03-11.47	4	85	632-11100402-003	904.11	632-11100402-031	1,264.87
		6	94	632-11100602-003	981.44	632-11100602-031	1,368.81
		8	130	632-11100802-003	1,236.50	632-11100802-031	1,737.26
		10	138	632-11101002-203	1,557.89	632-11101002-231	1,915.90
12 IPS	12.42-12.88	4	90	632-12750402-003	1,071.05	632-12750402-031	1,491.36
		6	99	632-12750602-003	1,171.61	632-12750602-031	1,693.14
		8	138	632-12750802-003	1,371.63	632-12750802-031	2,051.97
		10	180	632-12751002-003	1,653.13	632-12751002-031	2,769.15
		12	201	632-12751202-203	1,980.22	632-12751202-231	2,769.15
12 CIP	13.13-13.60	4	94	632-13200402-003	1,071.05	632-13200402-031	1,491.36
		6	103	632-13200602-003	1,171.61	632-13200602-031	1,693.14
		8	144	632-13200802-003	1,371.65	632-13200802-031	2,051.97
		10	192	632-13201002-003	1,653.12	632-13201002-031	2,511.50
		12	201	632-13201202-203	1,980.22	632-13201202-231	2,769.15
14 IPS	13.60-14.09	4	94	632-13820402-003	1,071.05	632-13820402-031	1,491.36
		6	103	632-13820602-003	1,171.61	632-13820602-031	1,693.14
		8	144	632-13820802-003	1,371.65	632-13820802-031	2,051.92
		10	192	632-13821002-003	1,653.12	632-13821002-031	2,511.50
		12	201	632-13821202-203	1,980.22	632-13821202-231	2,769.15
14 CIP	15.23-15.72	4	100	632-15300402-003	1,263.80	632-15300402-031	1,828.72
		6	111	632-15300602-003	1,299.90	632-15300602-031	1,886.14
		8	153	632-15300802-003	1,598.33	632-15300802-031	2,361.01
		10	153	632-15301002-003	1,837.20	632-15301002-031	2,783.84
		12	229	632-15301202-003	2,126.19	632-15301202-031	3,018.58

Larger sizes available upon request. All sizes accept full size shell cutter.



TAPPING SLEEVES



632 TAPPING SLEEVES

Carbon Steel, Reducing or Size on Size

Nominal Size Inches	O.D. Range Inches	Flanged Size Outlet Inches	Approx. Weight lbs.	Epoxy with Alloy Bolts	List Price	Epoxy with 304 S.S. Bolts	List Price
				Catalog Number		Catalog Number	
16 IPS	15.73-16.22	6	111	632-16000602-003	\$1,299.77	632-16000602-031	\$1,886.14
		8	153	632-16000802-003	1,598.33	632-16000802-031	2,361.01
		10	204	632-16001002-003	1,837.20	632-16001002-031	2,783.84
		12	229	632-16001202-003	2,126.19	632-16001202-031	3,018.58
16 CIP	17.33-17.87	4	107	632-17400402-003	1,327.69	632-17400402-031	1,978.76
		6	117	632-17400602-003	1,486.57	632-17400602-031	2,016.67
		8	162	632-17400802-003	1,715.50	632-17400802-031	2,536.50
		10	216	632-17401002-003	1,964.27	632-17401002-031	2,984.43
		12	240	632-17401202-003	2,196.18	632-17401202-031	3,279.02

Larger sizes available upon request. All sizes accept full size shell cutter.



STANDARD COUPLINGS-SEAL ONLY



STANDARD--Seal Only Couplings

Plain & Conductive SBR Gaskets, Shop Coat and Epoxy Coated

STANDARD SEAL ONLY COUPLING PRODUCT DESIGNATION

E68B7

S EPOXY

Finish Designation

P PLAIN
B BONDING
E EPDM

Gasket Designation

C FOR ANODE CONNECTOR

(only required for seal only couplings)

Special Additions

Example 1: 6" IPS Coupling with 7" long middle ring, shop coat with plain gaskets

= **E68B7P**

Example 2: 6" IPS Coupling with 7" long middle ring, epoxy coated with bonding gaskets and anode connector

= **E68B7SBC**

PIPE		SHOP COAT		M. RING	BOLTS		EPOXY COAT		Approx. Weight lbs.
Nominal Size Inches	O.D. Inches	Catalog Number	List Price	Thickness & Length	No.	Size	Catalog Number	List Price	
1/2*	0.840	E058A5P	\$31.56	.120x5	2	1/2x7	E058A5SP	\$31.87	3
		E058A7P	36.90	.120x7	2	1/2x9	E058A7SP	37.29	3
		E058A12P	41.21	.120x12	2	1/2x14	E058A12SP	57.25	3
3/4*	1.050	E078A5P	35.45	.120x5	2	1/2x7	E078A5SP	35.77	3
		E078A7P	37.75	.120x7	2	1/2x9	E078A7SP	38.12	4
		E078A12P	56.68	.120x12	2	1/2x14	E078A12SP	57.24	5
1*	1.315	E08A5P	37.53	.120x5	2	1/2x7	E08A5SP	37.92	4
		E08A7P	45.80	.120x7	2	1/2x9	E08A7SP	46.25	4
		E08A12P	58.97	.120x12	2	1/2x14	E08A12SP	59.57	6
1 1/4	1.660	E18A5P	40.67	.134x5	2	1/2x7	E18A5SP	41.10	4
		E18A7P	48.71	.134x7	2	1/2x9	E18A7SP	49.19	5
		E18A12P	65.55	.134x12	2	1/2x14	E18A12SP	66.21	6
1 1/2	1.900	E108A5P	41.19	.134x5	2	1/2x7	E108A5SP	41.61	4
		E108A7P	51.99	.134x7	2	1/2x9	E108A7SP	49.20	6
		E108A12P	70.70	.134x12	2	1/2x14	E108A12SP	71.40	8
2	2.375	E28A5LP	58.97	.156x5	2	5/8x9	-	-	7
		E28A5P	65.75	.156x5	3	5/8x9	E28A5SP	66.42	10
		E28A7LP	69.65	.156x7	2	5/8x11	-	-	10
		E28A7P	69.84	.156x7	3	5/8x11	E28A7SP	70.53	10
		E28A12LP	87.62	.156x12	2	5/8x15	-	-	13
		E28A12P	88.56	.156x12	3	5/8x15	E28A12SP	89.46	15
		E28A24P	158.60	.156x24	3	5/8x27	E28A24SP	160.17	24

When ordering, please specify size, catalog number and type of gasket. Other Sizes available, contact Inside Sales.

FOR SEALING PURPOSES ONLY. Where pipe pullout might occur, use Maxi-Grip Restraint Couplings or Rod and Lug Harness Device. *Nominal sizes 1/2, 3/4 and 1 use Buna N Gaskets.



STANDARD COUPLINGS-SEAL ONLY



E SERIES—IPS Steel

Plain & Conductive Gaskets, End Natural Rubber, Shop Coat and Epoxy Coated

PIPE		SHOP COAT		M. RING	BOLTS		EPOXY COAT		Approx. Weight lbs.
Nominal Size Inches	O.D. Inches	Catalog Number	List Price	Thickness & Length	No.	Size	Catalog Number	List Price	
2 1/2	2.875	E208A5P	\$80.31	.156x5	3	5/8x9	E208A5SP	\$81.11	10
		E208A7P	89.28	.156x7	3	5/8x11	E208A7SP	90.15	11
		E208A12P	112.82	.156x12	3	5/8x15	E208A12SP	113.94	14
		E208A24P	187.78	.156x24	3	5/8x27	E208A24SP	189.66	24
3	3.500	E38A5LP	79.02	.156x5	3	5/8x9	-	-	14
		E38A5P	84.80	.156x5	4	5/8x9	E38A5SP	85.64	14
		E38A7LP	87.94	.156x7	3	5/8x11	-	-	15
		E38A7P	89.51	.156x7	4	5/8x11	E38A7SP	90.39	16
		E38A12P	120.13	.156x12	4	5/8x15	E38A12SP	121.33	26
		E38A24P	196.49	.156x24	4	5/8x27	E38A24SP	198.43	35
4	4.500	E48A5P	99.12	.188x5	4	5/8x9	E48A5SP	100.12	16
		E48A7P	107.50	.188x7	4	5/8x11	E48A7SP	108.56	17
		E48A12P	142.19	.188x12	4	5/8x15	E48A12SP	143.61	27
		E48A24P	239.31	.188x24	4	5/8x27	E48A24SP	241.71	38
5	5.563	E58A5P	147.21	.250x5	6	5/8x9	E58A5SP	148.69	25
		E58A7P	148.58	.250x7	6	5/8x11	E58A7SP	150.07	31
		E58A16P	297.87	.250x16	6	5/8x19	E58A16SP	300.86	50
6	6.625	E68B5P	153.38	.250x5	6	5/8x9	E68B5SP	154.91	25
		E68B7P	161.64	.250x7	6	5/8x11	E68B7SP	163.25	31
		E68B12P	255.85	.250x12	6	5/8x15	E68B12SP	258.42	42
		E68B16P	316.39	.250x16	6	5/8x19	E68B16SP	319.54	50
		E68B24P	445.07	.250x24	6	5/8x27	E68B24SP	449.54	65
7	7.000	E78B5P	167.31	.250x5	6	5/8x9	E78B5SP	168.98	25
		E78B7P	180.68	.250x7	6	5/8x11	E78B7SP	182.48	28
		E78B16P	331.44	.250x16	6	5/8x19	E78B16SP	334.76	45
8	8.625	E88B5P	204.52	.250x5	6	5/8x9	E88B5SP	206.58	34
		E88B7P	210.88	.250x7	6	5/8x11	E88B7SP	212.98	41
		E88B16P	386.85	.250x16	6	5/8x19	E88B16SP	390.72	63
		E88B24P	633.70	.250x24	6	5/8x27	E88B24SP	640.03	72
10	10.750	E1008B5P	316.81	.250x5	8	5/8x9	E1008B5SP	319.97	41
		E1008B7P	322.12	.250x7	8	5/8x11	E1008B7SP	325.36	50
		E1008B16P	516.40	.250x16	8	5/8x19	E1008B16SP	521.59	88
		E1008B24P	766.28	.250x24	8	5/8x27	E1008B24SP	773.93	102
12	12.750	E1208B5P	339.10	.250x5	8	5/8x9	E1208B5SP	342.51	47
		E1208B7P	341.69	.250x7	8	5/8x11	E1208B7SP	345.11	53
		E1208B16P	610.60	.250x16	8	5/8x19	E1208B16SP	616.70	88
		E1208B24P	853.39	.250x24	8	5/8x27	E1208B24SP	861.93	122

Other sizes available. Add \$5.00 for copper connector. When ordering, specify size, catalog number & gasket type. For Epoxy, add "S" to end of catalog number; for plain gaskets, add "P" to end of Catalog number; for bonding gaskets add "B" to end of catalog number. This product is for sealing purposes. Where pipe pull-out might occur, use Maxi-Grip Restraint Couplings or Rod & Lug Harness device.



STANDARD COUPLINGS-SEAL ONLY



STANDARD--Seal Only Couplings—IPS Steel

Plain & Conductive Gaskets, SBR Shop Coat and Epoxy Coated

PIPE		Catalog Number	M. RING	BOLTS		LIST PRICE		Approx. Weight lbs.
Nominal Size Inches	O.D. Inches		Thickness & Length	No.	Size	Shop Coat (B)	Epoxy Coated (SB)	
14	14.00	E14.08A5	1/4x5	6	5/8x8	\$441.55	\$469.01	42
		E14.08A7	1/4x7	6	5/8x10 1/2	464.28	483.16	77
		E14.08B7	3/8x7	6	5/8x10 1/2	592.85	610.48	96
		E14.08B10	3/8x10	6	5/8x13 1/2	733.54	752.41	96
		E14.08B16	3/8x16	6	5/8x19 1/2	1,161.59	1,197.46	129
		E14.08B24	3/8x24	6	5/8x27 1/2	1,474.94	1,514.94	176
16	16.00	E16.08A7	1/4x7	8	5/8x10 1/2	552.33	559.11	58
		E16.08B7	3/8x7	8	5/8x10 1/2	645.14	699.81	50
		E16.08A10	1/4x10	8	5/8x13 1/2	647.18	716.16	77
		E16.08B10	3/8x10	8	5/8x13 1/2	807.27	877.96	96
		E16.08B16	3/8x16	8	5/8x19 1/2	1,220.97	1,430.94	129
		E16.08B24	3/8x24	8	5/8x27 1/2	1,646.96	1,832.38	176
18	18.00	E18.08A7	1/4x7	10	5/8x10 1/2	581.65	591.26	96
		E18.08B7	3/8x7	10	5/8x10 1/2	682.67	757.13	96
		E18.08A10	1/4x10	10	5/8x13 1/2	790.59	853.39	74
		E18.08B10	3/8x10	10	5/8x13 1/2	895.31	953.77	110
		E18.08B16	3/8x16	10	5/8x19 1/2	1,413.48	1,541.57	149
		E18.08B24	3/8x24	10	5/8x27 1/2	1,847.67	2,028.97	202
20	20.00	E20.08A7	1/4x7	10	5/8x10 1/2	702.64	767.03	68
		E20.08B7	3/8x7	10	5/8x10 1/2	813.09	870.27	89
		E20.08A10	1/4x10	10	5/8x13 1/2	864.76	924.05	74
		E20.08B10	3/8x10	10	5/8x13 1/2	1,036.28	1,100.37	110
		E20.08B16	3/8x16	10	5/8x19 1/2	1,608.29	1,749.78	149
		E20.08B24	3/8x24	10	5/8x27 1/2	2,231.93	2,452.98	202
*20	22.00	E22.08A7	1/4x7	10	5/8x10 1/2	793.76	861.03	83
		E22.08B7	3/8x7	10	5/8x10 1/2	1,086.21	1,156.27	98
		E22.08A10	1/4x10	10	5/8x13 1/2	1,114.18	1,173.50	111
		E22.08B10	3/8x10	10	5/8x13 1/2	1,333.05	1,435.83	121
		E22.08B16	3/8x16	10	5/8x19 1/2	1,754.54	1,885.30	163
		E22.08B24	3/8x24	10	5/8x27 1/2	2,593.20	2,883.10	223

*Couplings use conductive wire attached to the M-Ring and flange. Other sizes available.

Add \$5.00 List for Copper Anode Connector.

When ordering, specify size, catalog number and gasket type. For Epoxy Coating, add "S" to end of Catalog Number.

For Plain Gaskets, add "P" to end of Catalog Number. For Bonding Gaskets, add "B" to end of Catalog Number.

FOR SEALING PURPOSES ONLY



STANDARD COUPLINGS-SEAL ONLY



STANDARD--Seal Only Couplings—IPS Pipe

Plain & Conductive Gaskets, SBR Shop Coat and Epoxy

PIPE		Catalog Number	M. RING	BOLTS		LIST PRICE		Approx. Weight lbs.
Nominal Size Inches	O.D. Inches		Thickness & Length	No.	Size	Shop Coat (B)	Epoxy Coated (SB)	
*24	24.00	E24.08A7	1/4x7	10	5/8x10 1/2	\$896.98	\$969.17	110
		E24.08B7	3/8x7	10	5/8x10 1/2	1,137.79	1,219.10	129
		E24.08A10	1/4x10	10	5/8x13 1/2	1,178.65	1,280.99	147
		E24.08B10	3/8x10	10	5/8x13 1/2	1,492.16	1,616.48	161
		E24.08B16	3/8x16	10	5/8x19 1/2	1,859.90	1,934.79	217
		E24.08B24	3/8x24	10	5/8x27 1/2	2,653.38	2,943.98	296

*Couplings use conductive wire attached to the M-Ring and flange. Other sizes available.

Add \$5.00 List for Copper Anode Connector.

When ordering, specify size, catalog number and gasket type. For Epoxy Coating, add "S" to end of Catalog Number.

For Plain Gaskets, add "P" to end of Catalog Number. For Bonding Gaskets, add "B" to end of Catalog Number.

FOR SEALING PURPOSES ONLY



STANDARD COUPLINGS-SEAL ONLY



STANDARD--IPS STEEL PIPE

Insulating One End, SBR Gaskets, Shop Coat and Epoxy Coated

PIPE		Catalog Number	M. RING	BOLTS		LIST PRICE		Approx. Weight lbs.
Nominal Size Inches	O.D. Inches		Thickness & Length	No.	Size	Shop Coat	Epoxy Coated	
						Other Gasket Conductive	Other Gasket Conductive	
3/4	1.050	E079A5	.120x5	2	1/2x7	\$47.62	\$59.42	3
		E079A7	.120x7	2	1/2x9	48.41	63.51	3
		E079A12	.120x12	2	1/2x14	58.97	78.18	3
1	1.315	E09A5	.120x5	2	1/2x7	61.52	72.14	4
		E09A7	.120x7	2	1/2x9	62.56	80.30	4
		E09A12	.120x12	2	1/2x14	82.46	113.93	4
1/1/2004	1.660	E19A5	.134x5	2	1/2x7	72.31	84.23	4
		E19A7	.134x7	2	1/2x9	75.53	93.60	5
		E19A12	.134x12	2	1/2x14	119.35	136.22	6
1/1/2002	1.900	E109A5	.134x5	2	1/2x7	82.90	89.30	4
		E109A7	.134x7	2	1/2x9	91.23	112.74	6
		E109A12	.134x12	2	1/2x14	128.51	153.21	7
2	2.375	E29A5	.156x5	3	5/8x9	110.58	127.03	10
		E29A7	.156x7	3	5/8x11	113.37	141.31	12
		E29A12	.156x12	3	5/8x15	155.81	193.47	13
3	3.500	E39A5	.156x5	4	5/8x9	128.10	154.98	14
		E39A7	.156x7	4	5/8x11	142.46	169.05	16
		E39A12	.156x12	4	5/8x15	200.61	246.65	24
4	4.500	E49A5	.188x5	4	5/8x9	151.82	178.83	16
		E49A7	.188x7	4	5/8x11	168.74	198.58	17
		E49A12	.188x12	4	5/8x15	257.61	302.52	24
6	6.625	E69B5	.250x5	6	5/8x9	259.19	305.85	25
		E69B7	.250x7	6	5/8x11	288.10	327.36	30
		E69B12	.250x12	6	5/8x15	330.91	474.14	41
		E69B16	.250x16	6	5/8x19	495.65	549.76	45
8	8.625	E89B5	.250x5	6	5/8x9	316.96	372.10	30
		E89B7	.250x7	6	5/8x11	342.66	409.44	35
		E89B16	.250x16	6	5/8x19	622.38	724.45	55
10	10.750	E1009B7	.250x7	8	5/8x11	586.33	666.42	50
		E1009B16	.250x16	8	5/8x19	871.21	969.93	67
12	12.750	E1209B7	.250x7	8	5/8x11	586.33	669.55	57
		E1209B16	.250x16	8	5/8x19	933.56	1,130.96	81

Larger Sizes available Upon Request.

When ordering, specify size, catalog number and gasket type. For Epoxy Coating, add "S" to end of Catalog Number.

FOR SEALING PURPOSES ONLY. Where pipe pullout might occur, use Maxi-Grip™ Restraint Couplings or Rod and Lug Harness Device.



STANDARD COUPLINGS-SEAL ONLY



E SERIES--IPS STEEL PIPE

Reducing Couplings, Plain-Conductive-Insulating with SBR Gaskets Shop Coat and Epoxy Coated

Shop Coat - Plain or Painted - Conductive

PIPE REDUCTION		Catalog Number	M. RING	BOLTS		LIST PRICE		Approx. Weight lbs.
Nominal Size Inches	O.D. Inches		Thickness & Length	No.	Size	Plain Gasket	Conductive Gasket	
2 to 1-1/4	2.375 to 1.660	E218A7SRC	.156X7	3	5/8X11	\$91.21	\$98.16	12
3 to 2	3.500 to 2.375	E328A7SRC	.156X7	4	5/8X11	119.22	129.62	17
4 to 2	4.500 to 2.375	E428A7SRC	.156X7	4	5/8X11	178.59	192.37	18
4 to 3	4.500 to 3.500	E438A7SRC	.156X7	4	5/8X11	146.80	155.02	20
6 to 4	6.625 to 4.500	E648A7SRC	.188X7	6	5/8X11	319.21	336.26	32
8 to 6	8.625 to 6.625	E868A7SRC	.250X7	6	5/8X11	374.75	410.47	50
10 to 8	10.750 to 8.625	E10868A10SRC	.250X10	8	5/8X13	515.17	551.25	97
12 to 8	12.750 to 8.625	E12868A10SRC	.250X10	8	5/8X13	589.65	623.43	110
12 to 10	12.750 to 10.750	E12108A10SRC	.250X10	8	5/8X13	561.54	593.70	115

Epoxy Coated - Plain or Conductive

PIPE REDUCTION		Catalog Number	M. RING	BOLTS		LIST PRICE		Approx. Weight lbs.
Nominal Size Inches	O.D. Inches		Thickness & Length	No.	Size	Plain Gasket	Conductive Gasket	
2 to 1-1/4	2.375 to 1.660	E218A7SSRC	.156X7	3	5/8X11	\$102.12	\$110.09	12
3 to 2	3.500 to 2.375	E328A7SSRC	.156X7	4	5/8X11	133.74	144.38	17
4 to 2	4.500 to 2.375	E428A7SSRC	.156X7	4	5/8X11	200.27	214.78	18
4 to 3	4.500 to 3.500	E438A7SSRC	.156X7	4	5/8X11	164.49	180.54	20
6 to 4	6.625 to 4.500	E648A7SSRC	.188X7	6	5/8X11	335.69	377.02	32
8 to 6	8.625 to 6.625	E868A7SSRC	.250X7	6	5/8X11	404.40	442.89	50
10 to 8	10.750 to 8.625	E10868A10SSRC	.250X10	8	5/8X13	555.74	594.91	97
12 to 8	12.750 to 8.625	E12868A10SSRC	.250X10	8	5/8X13	636.30	672.63	110
12 to 10	12.750 to 10.750	E12108A10SSRC	.250X10	8	5/8X13	606.00	640.61	115

When ordering, please specify size, catalog number and gasket type. For Plain Gasket, add "P" to end of Catalog Number.

For Bonding Gasket, add "B" to end of Catalog Number. Larger Sizes available Upon Request.

FOR SEALING PURPOSES ONLY. Where pipe pullout might occur, use Maxi-Grip Restraint Couplings or Rod and Lug Harness Device.



STANDARD COUPLINGS-SEAL ONLY



LINE CAP COUPLINGS—For Steel Pipe For Steel Pipe-Seal Only

EB Style Pipe Line Caps for
Steel Pipe Sizes, Alloy Bolts and Nuts
Made with blind end flange Vented (1" NPT Fem.)

PIPE		Catalog Number	M. RING Thickness & Length	BOLTS		LIST PRICE				Approx. Weight lbs.
Nominal Size Inches	O.D. Inches			No.	Size	Shop Coat		Epoxy Coated		
						Plain	Conductive	Plain	Conductive	
1 1/4	1.66	EB1V	.134x5	2	1/2x7	\$55.88	\$57.07	\$58.30	\$65.22	10
2	2.375	EB2V	.156x5	3	5/8x9	126.58	132.50	134.28	158.47	11
3	3.5	EB3V	.203x5	4	5/8x9	160.85	170.96	189.38	211.54	16
4	4.5	EB4V	.203x5	4	5/8x9	187.12	199.38	220.37	246.71	18
6	6.625	EB6V	.250x5	6	5/8x9	278.46	289.93	327.87	358.49	30
8	8.625	EB8V	.250x5	6	5/8x9	306.15	363.84	359.26	395.22	33
10	10.75	EB10V	.250x5	8	5/8x9	437.12	464.26	466.29	549.54	60
12	12.75	EB12V	.250x5	8	5/8x9	492.72	525.19	539.26	643.39	72

For Epoxy Coating, add "S" to end of Catalog Number. For Plain Gaskets, add "P" to end of Catalog Number. For Bonding Gaskets, add "B" to end of Catalog Number.

When ordering, please specify size, catalog number and gasket type.

FOR SEALING PURPOSES ONLY. Where pipe pullout might occur, use Maxi-Grip Restraint Couplings or Rod and Lug Harness Device.

EB Style Pipe Line Caps for Steel Pipe Sizes, Bond SBR Gasket and Alloy Bolts and Nuts

PIPE		Catalog Number	M. RING Thickness & Length	BOLTS		LIST PRICE		Approx. Weight lbs.
Nominal Size Inches	O.D. Inches			No.	Size	Shop Coat (B)	Epoxy Coated (SB)	
16	16.000	EB16.0BV	.375x7	10	5/8x9	834.57	875.11	95
18	18.000	EB18.0BV	.375x7	12	5/8x9	1,017.98	1,073.10	113
20	20.000	EB20.0BV	.375x7	12	5/8x9	1,375.50	1,462.03	140
22	22.000	EB22.0BV	.375x7	16	5/8x9	1,404.07	1,580.57	140
24	24.000	EB24.0BV	.375x7	16	5/8x9	1,455.84	1,590.10	153

Larger sizes and different vent sizes available.


All caps are supplied with plugs.

Thrust Blocks are required when the line is tested or placed in use.

FOR SEALING PURPOSES ONLY. Where pipe pullout might occur, use Maxi-Grip™ Restraint Couplings or Rod and Lug Harness Device.



STANDARD COUPLINGS-SEAL ONLY



EB SEAL ONLY LINE CAP COUPLINGS

For Cast Iron Pipe, Insulated-Seal Only

EB Style Pipe Line Caps for Cast Iron Pipe Sizes,
Shop Coat Epoxy, Insulating Gasket and Alloy Bolts And Nuts

PIPE		Catalog Number	M. RING	BOLTS		LIST PRICE		Approx. Weight lbs.
Nominal Size Inches	O.D. Range Inches		Thickness & Length	No.	Size	Shop Coat	Epoxy Coat	
						Insulated One End	Insulating One End	
2	2.5	EB25V	.156x7	3	5/8x9	\$156.68	\$166.56	11
2 1/4	2.75	EB27V	.156x7	3	5/8x9	156.68	166.56	11
3	3.8	EB38V	.203x7	4	5/8x11	197.65	264.44	16
4	4.8	EB48V	.203x7	4	5/8x11	223.25	261.58	18
6	6.9	EB69V	.250x7	6	5/8x11	370.67	397.33	32
6 O.S.	7.1	EB71V	.250x7	6	5/8x11	382.07	453.56	32
8	9.05	EB9.0V	.250x7	6	5/8x11	527.26	578.47	42
8 O.S.	9.3	EB9.3V	.250x7	6	5/8x11	527.26	578.47	42
10	11.1	EB11.1V	.250x7	8	5/8x11	581.31	646.41	50
10 O.S.	11.4	EB11.4V	.250x7	8	5/8x11	581.31	646.41	50

For Epoxy Coating, add "S" to end of catalog number. Cannot be converted to Standard Seal Only Coupling

EB Style Pipe Line Caps for Cast Iron, Insulating Gasket, Alloy Bolts and Nuts

PIPE		Catalog Number	M. RING	BOLTS		LIST PRICE		Approx. Weight lbs.
Nominal Size Inches	O.D. Range Inches		Thickness & Length	No.	Size	Shop Coat	Epoxy Coat	
12	13.20	EB13.2AV	.250x7	8	5/8x9	\$883.21	\$918.55	58
	13.50	EB13.5AV	.250x7	8	5/8x9	890.73	924.98	59
14	15.30	EB15.3AV	.250x7	10	5/8x11	1,014.02	1,083.80	89
	15.65	EB15.6AV	.250x7	10	5/8x11	1,023.97	1,113.09	91
16	17.40	EB17.4AV	.250x7	10	5/8x11	1,117.37	1,203.90	103
	17.80	EB17.8AV	.250x7	10	5/8x11	1,276.97	1,430.42	106
18	19.50	EB19.5AV	.250x7	12	5/8x11	1,449.83	1,644.89	120
	19.90	EB19.9AV	.250x7	12	5/8x11	1,484.63	1,679.35	140
20	21.60	EB21.6AV	.250x7	12	5/8x11	1,665.20	1,767.95	140
	22.06	EB22.0AV	.250x7	12	5/8x11	1,720.27	1,822.04	140

Larger sizes and sizes not listed are available. Price on application. End caps are furnished with 1" Female Iron Pipe Thread Outlet with pipe plug. Special size outlets available. Price on application. Contact Smith-Blair, Inc. for EBR Cast Iron Restraints. Thrust blocks are required when the line is tested or placed in use.



STANDARD COUPLINGS-SEAL ONLY



STANDARD SEAL COUPLINGS—OILFIELD

For Cast Iron Pipe, Plain Gaskets, Shop Coat and Epoxy Coated

Straight CI Pipe

PIPE		Catalog Number	M. RING	BOLTS		LIST PRICE		Approx. Weight lbs.
Nominal Size Inches	O.D. Inches		Thickness & Length	No.	Size	Shop Coat	Epoxy Coated	
2	2.50	E25258A5	.156x5	3	5/8x9	\$67.45	\$78.99	12
		E25258A7	.156x7	3	5/8x11	73.26	92.52	14
		E25258A12	.156x12	3	5/8x15	113.36	132.78	15
2 1/4	2.75	E27278A5	.156x5	3	5/8x9	73.72	83.18	13
		E27278A7	.156x7	3	5/8x11	77.56	96.60	15
		E27278A12	.156x12	3	5/8x15	122.26	137.97	16
3	3.80	E38388A5	.203x5	4	5/8x9	103.54	116.75	14
		E38388A7	.203x7	4	5/8x11	107.79	127.49	16
		E38388A12	.203x12	4	5/8x15	160.63	181.15	24
4	4.80	E48488A5	.203x5	4	5/8x9	125.25	141.36	15
		E48488A7	.203x7	4	5/8x11	134.88	163.99	17
		E48488A12	.203x12	4	5/8x15	203.60	219.44	25
6	6.90	E69698A5	.250x5	6	5/8x9	174.32	174.81	30
		E69698A7	.250x7	6	5/8x11	181.62	193.25	31
		E69698A16	.250x16	6	5/8x19	341.54	385.33	50
6 O.S.	7.10	E71718A5	.250x5	6	5/8x9	181.98	205.26	30
		E71718A7	.250x7	6	5/8x11	189.74	219.64	32
		E71718A16	.250x16	6	5/8x19	341.54	388.91	50
8	9.05	E90908A5	.250x5	6	5/8x9	217.91	245.89	38
		E90908A7	.250x7	6	5/8x11	223.78	266.02	43
		E90908A16	.250x16	6	5/8x19	482.40	549.31	65
8 O.S.	9.30	E93938A5	.250x5	6	5/8x9	217.91	245.89	38
		E93938A7	.250x7	6	5/8x11	227.60	271.01	47
		E93938A16	.250x16	6	5/8x19	487.00	549.31	65

Larger sizes available upon request.

When ordering, specify size and catalog number.

For Epoxy Coating, add "S" to end of catalog number.

FOR SEALING PURPOSES ONLY. Where pipe pullout might occur, external restraint must be supplied.



STANDARD COUPLINGS-SEAL ONLY



E SERIES COUPLINGS—Cast Iron to IPS Reducing

For Cast Iron Pipe, Plain Gaskets, Natural Rubber & SBR Gaskets, Shop Coat and Epoxy Coated

Shop Coat

PIPE REDUCTION Inches				Catalog Number	M. RING Inches	BOLTS		LIST PRICE	Approx. Weight lbs.
NOMINAL		ACTUAL			Thickness & Length	No.	Size Inches	Other Gasket	
CI	IPS	CI	IPS						
2	2	2.50	2.375	E25239A7SRC	.156x7	3	5/8x11	\$171.04	11
				E25239A12SRC	.156x12	3	5/8x15	228.07	11
2 1/4	2	2.75	2.375	E27239A7SRC	.156x7	3	5/8x11	171.04	11
				E27239A12SRC	.156x12	3	5/8x15	228.07	11
3	2	3.80	2.375	E38239A7SRC	.156x7	4	5/8x11	215.56	14
3	3	3.80	3.500	E38359A7SRC	.156x7	4	5/8x11	205.74	19
				E38359A12SRC	.156x12	4	5/8x15	310.28	24
4	2	4.80	2.375	E48239A7SRC	.156x7	4	5/8x11	287.50	18
4	3	4.80	3.500	E48359A7SRC	.156x7	4	5/8x11	275.90	21
4	4	4.80	4.500	E48459A7SRC	.203x7	4	5/8x11	203.41	17
				E48459A12SRC	.203x12	4	5/8x15	351.95	24
6	4	6.90	4.500	E69459A7SRC	.188x7	6	5/8x11	431.05	38
6	6	6.90	6.625	E69669A7SRC	.250x7	6	5/8x11	254.72	30
				E69669A16SRC	.250x16	6	5/8x19	514.13	51
6 O.S.	4	7.10	4.500	E71459A7SRC	.188x7	6	5/8x11	431.28	38
6 O.S.	6	7.10	6.625	E71669A7SRC	.250x7	6	5/8x11	376.37	32
				E71669A16SRC	.250x16	6	5/8x19	520.86	50
8	8	9.05	8.625	E90869A7SRC	.250x7	6	5/8x11	355.96	37
				E90869A16SRC	.250x16	6	5/8x19	633.82	57
8 O.S.	8	9.30	8.625	E93869A7SRC	.250x7	6	5/8x11	517.23	37
				E93869A16SRC	.250x16	6	5/8x19	633.82	57

Epoxy Coated

PIPE REDUCTION Inches				Catalog Number	M. RING Inches	BOLTS		LIST PRICE	Approx. Weight lbs.
NOMINAL		ACTUAL			Thickness & Length	No.	Size Inches	Other Gasket	
CI	IPS	CI	IPS						
2	2	2.50	2.375	E25239A7SSRC	.156x7	3	5/8x11	\$206.92	15
				E25239A12SSRC	.156x12	3	5/8x15	269.67	15
2 1/4	2	2.75	2.375	E27239A7SSRC	.156x7	3	5/8x11	206.92	15
				E27239A12SSRC	.156x12	3	5/8x15	269.67	15
2 1/4	2	3.80	2.375	E38239A7SSRC	.156x7	4	5/8x11	244.22	15
3	3	3.80	3.500	E38359A7SSRC	.203x7	4	5/8x11	254.27	19
				E38359A12SSRC	.203x12	4	5/8x15	351.52	24
4	2	4.80	2.375	E48239A7SSRC	.156x7	4	5/8x11	325.73	18
4	3	4.80	3.500	E48359A7SSRC	.156x7	4	5/8x11	312.55	21
4	4	4.80	4.500	E48459A7SSRC	.203x7	4	5/8x11	259.16	22
4	4	4.80	4.500	E48459A12SSRC	.203x12	4	5/8x15	426.50	24
6	4	6.90	4.500	E69459A7SSRC	.203x7	6	5/8x11	488.44	38
6	6	6.90	6.625	E69669A7SSRC	.250x7	6	5/8x11	354.01	30
6	6	6.90	6.625	E69669A16SSRC	.250x16	6	5/8x19	651.25	51
6 O.S.	4	7.10	4.500	E71459A7SSRC	.203x7	6	5/8x11	504.88	38
6 O.S.	6	7.10	6.625	E71669A7SSRC	.250x7	6	5/8x11	459.91	32
6 O.S.	6	7.10	6.625	E71669A16SSRC	.250x16	6	5/8x19	650.63	50
8	8	9.05	8.625	E90869A7SSRC	.250x7	6	5/8x11	429.50	37
8	8	9.05	8.625	E90869A16SSRC	.250x16	6	5/8x19	796.54	57
8 O.S.	8	9.30	8.625	E93869A7SSRC	.250x7	6	5/8x11	605.05	37
8 O.S.	8	9.30	8.625	E93869A16SSRC	.250x16	6	5/8x19	820.35	57

When ordering, please specify size and catalog number.

FOR SEALING PURPOSES ONLY. Where pipe pullout might occur, use Maxi-Grip™ Restraint Couplings or Rod and Lug Harness Device.



STANDARD COUPLINGS-SEAL ONLY



STANDARD SEAL COUPLINGS—Cast Iron Insulating to Steel

For Cast Iron Pipe, Plain Gaskets, SBR Gaskets, Shop Coat and Epoxy Coated

Nominal Size Inches	O.D. Range of Coupling as Furnished		Catalog Number	List Price	Approx. Weight lbs.
	Large End	Small End			
10	11.10	10.75	E11.110.79A12B	\$945.56	60
12	13.20	12.75	E13.212.79A12B	1,028.88	80
14	15.30	14.00	E1531409B12B	1,190.58	110
16	17.40	16.00	E1741609B12B	1,230.45	125
18	19.50	18.00	E1951809B12B	1,661.54	145
20	21.60	20.00	E21620.09B12B	1,821.88	160
24	25.80	24.00	E2582409B12B	2,124.60	180
30	32.00	30.00	E3203009B12B	2,568.43	215
36	38.30	36.00	E3833609B12B	2,993.69	260
42	44.50	42.00	E4454209B12B	3,651.86	315
48	50.80	48.00	E5084809B12B	4,201.31	350

*Most transitions available up to 10% change in pipe diameter. Longer sleeves available on request.



STANDARD COUPLINGS-SEAL ONLY



E SERIES STEEL REDUCING COUPLINGS

Bond SBR Gaskets, Alloy Bolts & Nuts, Shop Coat

PLEASE READ THIS CAREFULLY

How To Price Example: A Smith-Blair Customer wants to know how much a reducing coupling is going to cost for a job. It's for 24 inch O.D. Steel and 20.00 O.D. Steel. The calculator helps the customer identify the correct O.D. ranges and related costs for the large and small end, thereby giving an overall cost for the overall reducing coupling.

The customer goes to the chart below and finds these sizes and costs:

Large End of Coupling	Size: 24	O.D. inches: 23.00-24.99	Approx. Weight: 142 lbs.	Cost: \$1,666.40
Small End of Coupling	Size: 20	O.D. inches: 19.00-20.99	Approx. Weight: 68 lbs.	Cost <u>\$1,517.55</u>
				TOTAL \$3,183.95

PRICE CHART ONLY BELOW

LARGE PIPE END				SMALL PIPE END			
Nominal Size Inches	*O.D. Range Inches	List Price	Wt. Each Lbs.	Nominal Size Inches	*O.D. Range Inches	List Price	Approx. Weight lbs.
6	5.00-7.49	\$483.27	32	4	3.50-4.49	\$302.05	13
8	7.50-8.49	670.95	35	5	4.50-5.49	355.87	16
8	8.50-9.49	755.46	38	6	5.50-6.49	497.77	20
10	9.50-10.49	844.63	44	6	6.50-7.49	606.53	20
10	10.50-11.49	903.21	47	8	7.50-8.49	691.13	21
12	11.50-12.49	999.58	56	8	8.50-9.49	778.11	23
12	12.50-13.49	1,048.69	60	10	9.50-10.49	869.93	24
14	13.50-14.49	1,114.40	71	10	10.50-11.49	930.34	30
14	14.50-15.49	1,241.11	79	12	11.50-12.49	1,019.74	31
16	15.50-16.49	1,266.88	85	12	12.50-13.49	1,110.92	34
16	16.50-17.49	1,304.40	91	14	13.50-14.99	1,147.82	40
18	17.50-18.49	1,374.41	97	16	15.00-16.99	1,278.31	45
18	18.50-19.49	1,431.10	105	18	17.00-18.99	1,408.80	54
20	19.50-20.99	1,473.32	114	20	19.00-20.99	1,517.55	68
20	21.00-22.99	1,595.33	129	20	21.00-22.99	1,643.17	70
24	23.00-24.99	1,666.40	142	24	23.00-24.99	1,716.40	81
24	25.00-26.99	1,811.20	156	24	25.00-26.99	1,859.50	98
28	27.00-28.99	1,866.50	175	28	27.00-28.99	1,950.10	101
30	29.00-30.99	1,902.71	189	30	29.00-30.99	2,008.11	103
32	31.00-32.99	2,111.47	207	32	31.00-32.99	2,174.80	105
34	33.00-34.99	2,153.71	225	34	33.00-34.99	2,218.34	116
36	35.00-36.99	2,317.93	258	36	35.00-36.99	2,387.46	118
38	37.00-38.99	2,341.36	279	38	37.00-38.99	2,411.59	124
40	39.00-40.99	2,387.95	298	40	39.00-40.99	2,459.94	130
42	41.00-42.99	2,536.10	336	42	41.00-42.99	2,612.19	138
44	43.00-44.99	2,578.34	359	44	43.00-44.99	2,655.69	150
46	45.00-46.99	2,735.54	384	46	45.00-46.99	2,817.61	156
48	47.00-48.99	2,784.81	407	-	-	-	-

*The sizes shown are not coupling ranges. These diameters are guides to be utilized for pricing. Please see examples above.

Reductions of more than 3 nominal pipe sizes require special pricing.

Suitable anchorage must be provided when excessive pipe movement could cause the pipe to move out of the coupling.



STANDARD COUPLINGS-SEAL ONLY



E SERIES FLANGED COUPLING ADAPTERS

Flat & Raised Face, SBR Gaskets, Shop Coat & Epoxy Coated

PIPE		Catalog Number	M. RING	BOLTS		LIST PRICE		Approx. Weight lbs.
Nominal Size Inches	O.D. Inches		Thickness & Length	No.	Size Inches	Shop Coat	Epoxy Coated	
2	2.375	E28A7UFAF15	.156x7	3	5/8x6	P.O.A.	P.O.A.	18
3	3.500	E38A7UFAF15	.156x7	4	5/8x6	P.O.A.	P.O.A.	27
4	4.500	E48A7UFAF15	.188x7	4	5/8x6	P.O.A.	P.O.A.	33
6	6.625	E68A7UFAF15	.250x7	6	5/8x6	P.O.A.	P.O.A.	53
8	8.625	E88A7UFAF15	.250x7	6	5/8x6	P.O.A.	P.O.A.	73
10	10.750	E1008A7UFAF15	.250x7	8	5/8x6	P.O.A.	P.O.A.	101
12	12.750	E1208A7UFAF15	.250x7	8	5/8x6	P.O.A.	P.O.A.	132

150# Raised Face

PIPE		Catalog Number	M. RING	BOLTS		LIST PRICE		Approx. Weight lbs.
Nominal Size Inches	O.D. Inches		Thickness & Length	No.	Size Inches	Shop Coat	Epoxy Coated	
2	2.375	E28A7UFAR15	.156x7	3	5/8x6	P.O.A.	P.O.A.	18
3	3.500	E38A7UFAR15	.156x7	4	5/8x6	P.O.A.	P.O.A.	27
4	4.500	E48A7UFAR15	.188x7	4	5/8x6	P.O.A.	P.O.A.	33
6	6.625	E68A7UFAR15	.250x7	6	5/8x6	P.O.A.	P.O.A.	53
8	8.625	E88A7UFAR15	.250x7	6	5/8x6	P.O.A.	P.O.A.	73
10	10.750	E1008A7UFAR15	.250x7	8	5/8x6	P.O.A.	P.O.A.	101
12	12.750	E1208A7UFAR15	.250x7	8	5/8x6	P.O.A.	P.O.A.	132

When ordering, please specify size and catalog number. For Epoxy Coating, add "S" to end of Catalog Number.

FOR SEALING PURPOSES ONLY. Where pipe pullout might occur, use Maxi-Grip™ Restraint Couplings or Rod and Lug Harness Device.



452 Steel Pipe Coupling

2023 PRICE LIST | 2" thru 12" Nominal Pipe Sizes

Smith-Blair Model 452 Couplings for Steel Pipe are engineered to simplify installation and ensure a tight seal. They are designed for customers with oilfield and natural gas applications with a "seal only" design. **Pricing for Oilfield application only. Natural Gas Application(end code -015) is POA.** 1/2" thru 1-1/2" available upon request.

PIPE		CATALOG NUMBER	FOLLOWER	SLEEVE		BOLTS			WEIGHT	LIST PRICE
NOM. SIZE	O.D.		OUTSIDE DIAMETER	THICKNESS	LENGTH	DIAMETER	LENGTH	NO.		
2	2.38	452-00023861-003	5.31	.120	5	5/8	6	3	7	\$101.02
		452-00023862-003			7		8		10	\$119.68
		452-00023870-003			12		13.5		13	\$137.30
2.5	2.88	452-00028801-003	6.50	.203	5	5/8	6	3	13	\$122.08
		452-00028802-003			7		8		14	\$170.92
		452-00028810-003			12		13.5		17	\$193.39
3	3.50	452-90035001-003	8.03	.190	5	5/8	6	3	12	\$127.86
		452-90035002-003			7		8		15	\$161.82
		452-90035010-003			12		13.5		21	\$225.19
4	4.50	452-90045001-003	9.05	.190	5	5/8	6	4	12	\$161.54
		452-90045002-003			7		8		14	\$181.57
		452-90045010-003			12		13.5		21	\$286.01
6	6.63	452-90066301-003	11.5	.250	5	5/8	6	6	22	\$218.46
		452-90066302-003			7		8		26	\$240.19
		452-90066310-003			12		13.5		35	\$479.18
		452-90066311-003			16		17		46	\$714.56
8	8.63	452-90086301-003	13.5	.250	5	5/8	6	6	28	\$257.71
		452-90086302-003			7		8		32	\$278.20
		452-90086310-003			12		13.5		43	\$515.35
		452-90086311-003			16		17		57	\$972.30
10	10.75	452-90107501-003	15.6	.250	5	5/8	6	8	34	\$316.35
		452-90107502-003			7		8		40	\$366.05
		452-90107510-003			12		13.5		54	\$645.70
		452-90107511-003			16		17		71	\$1162.68
12	12.75	452-90127501-003	17.6	.250	5	5/8	6	8	39	\$405.20
		452-90127502-003			7		8		46	\$449.80
		452-90127510-003			12		13.5		61	\$796.41
		452-90127511-003			16		17		81	\$1279.74


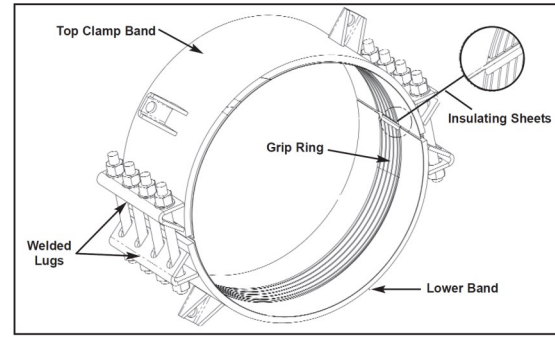
NOTICE: This product is tested at 1.5 times its rated working pressure.



RESTRAINTS & LINE CAP



EBR INSULATED RESTRAINT & LINE CAP For Use on Cast Iron Pipe Only



Smith-Blair's EBR is an external restraint developed for large diameter cast iron pipe as a safer alternative than thrust blocks to prevent pipe pull-out. To prevent internal pressure from dislodging seal only couplings or line end caps, the standard practice has been to install concrete thrust blocks. This can be a problem if a third party is excavating in the area and unknowingly destabilizes the soil around the thrust block. The EBR alleviates this problem by using Maxi-Grip EZ restraint technology to grip the pipe.

The EBR is electrically insulated from the cast iron pipe, preventing dissimilar metal interactions and making more effective cathodic protection. A polypropylene line secures and isolation of carbon steel and stainless steel jaw bands designed to grip the pipe, preventing thrust movement.

Smith-Blair also offers line cap couplings with pre-welded lugs sets on the sleeve of the cap to match up with the EBR pattern. This eliminates the need for field welding and ensures the integrity of the epoxy coating.

Nom. Size Inches	O.D. Inches	Insulated Restraint Band Catalog Number†	List Price	Insulated Line Cap Catalog Number*	List Price
10	11.10	EBR11.1L4	P.O.A.	EB11.1_VL4	P.O.A.
12	13.20	EBR13.2L4	P.O.A.	EB13.2_VL4	P.O.A.
14	15.30	EBR15.3L4	P.O.A.	EB15.3_VL4	P.O.A.
16	17.40	EBR17.4L4	P.O.A.	EB17.4_VL4	P.O.A.
18	19.50	EBR19.5L4	P.O.A.	EB19.5_VL4	P.O.A.
20	21.60	EBR21.6L4	P.O.A.	EB21.6_VL4	P.O.A.
24	25.80	EBR25.8L4	P.O.A.	EB25.8_VL4	P.O.A.
30	32.00	EBR32.0L4	P.O.A.	EB32.0_VL4	P.O.A.
36	38.30	EBR38.3L4	P.O.A.	EB38.3_VL4	P.O.A.

†Insulated Restraint Bands have a 60 PSI MAOP restraint rating in all sizes except 38.30" (15 psi)

*For Insulated Endcaps, using the chart on the left, replace the _ in the part number with the appropriate code for the cap pressure and sleeve thickness desired.

Cap Pressure Rating & Sleeve Thickness**	Cap Pressure Rating & Sleeve Thickness Code**
.38" Sleeve x 50 PSI MAOP	D
.50" Sleeve x 50 PSI MAOP	E
.38" Sleeve x 60 PSI MAOP	G
.38" Sleeve x 25 PSI MAOP	H

** .25" sleeve thickness is not available. Sleeves are 7" long. Other ratings available

Bolt Size	Bolt Catalog Number*	List Price Each
7/8" x 30" long	10100090594295	P.O.A.
7/8" x 44" long rods with nuts	10100090591295	P.O.A.
7/8" x 24" long rods with nuts	10100090603295	P.O.A.

*Four bolts per EBR assembly are required and must be ordered separately.



PARTS



ROD & LUG HARNESS DEVICES

For Use on Steel Pipe Only to prevent pull out of seal only couplings

One set consists of two lugs, one tie rod and one nut

Light Duty - Color Coded Grey

Catalog Number	Description	Tie Rod & Nut Size	Lug Wall Thickness	LIST PRICE		Approx. Weight lbs.
				Shop Coat	Epoxy Coated	
133A18	Insulating One End	3/4x18	0.229	\$62.35	\$70.29	5
132A18	Conductive Both Ends			59.25	66.76	
133A24	Insulating One End	3/4x24	0.229	68.31	77.07	6
132A24	Conductive Both Ends			65.75	74.14	
133A30	Insulating One End	3/4x30	0.229	74.84	84.40	6
132A30	Conductive Both Ends			71.65	80.82	
133A38	Insulating One End	3/4x38	0.229	87.24	98.40	8
132A38	Conductive Both Ends			84.07	94.83	

Heavy Duty - Color Coded Red

Catalog Number	Description	Tie Rod & Nut Size	Lug Wall Thickness	LIST PRICE		Approx. Weight lbs.
				Shop Coat	Epoxy Coated	
133B24	Insulating One End	7/8x24	0.375	\$99.76	\$112.58	10
132B24	Conductive Both Ends			96.56	108.94	
133B30	Insulating One End	7/8x30	0.375	106.08	119.66	11
132B30	Conductive Both Ends			102.87	116.03	
133B44	Insulating One End	7/8x44	0.375	118.50	133.68	13
132B44	Conductive Both Ends			115.38	130.13	

Lugs and Bushings Only

Catalog Number	Description	Lug Wall Thickness	Shop Coat	Epoxy Coated	Approx. Weight lbs.
131A	Light Duty - Insulated	0.229	\$23.86	\$31.30	2
132A	Light Duty - Conductive	0.229	19.91	27.36	2
131B	Heavy Duty - Insulated	0.375	35.78	42.93	3
132B	Heavy Duty - Conductive	0.375	31.93	39.13	3

For Epoxy Coating, add "S" to end of catalog number.



PARTS



GASKETS

Plain

Size Inches		O.D. Inches	Plain	
			Catalog Number	List Price
3/4	IPS	1.050	00000030002069*	\$2.78
1	IPS	1.315	00000030003069*	3.09
1 1/4	IPS	1.660	00000030004069*	4.25
1 1/2	IPS	1.900	00000030005069*	4.31
2	IPS	2.375	35000060	7.76
2	CI	2.5	34953075	9.40
2 1/4	CI	2.750	34955075	9.40
2 1/2	IPS	2.875	34932060	9.01
3	IPS	3.5	34933060	10.29
3	CI	3.8	34957075	14.39
4	IPS	4.5	34934060	15.19
4	CI	4.8	34960075	24.23
5	IPS	5.563	34935060	18.52
6	IPS	6.625	34936060	20.11
6	CI	6.9	34963075	25.57
6 O.S.	CI	7.100	34966075	25.57
6 5/8	IPS	7.000	34937060	22.50
8	IPS	8.625	34938060	25.88
8	CI	9.05	34979075	40.73
8 O.S.	CI	9.300	34989075	40.34
10	IPS	10.75	34939060	37.30
12	IPS	12.75	34940060	44.39

069 endcode = Nitrile (Buna N)

060 endcode = SBR

075 endcode = Natural



PARTS



BOLTS & NUTS

Coated Bolts & Nuts

Size Inches	Catalog Number	List Price
1/2 x 7	00000090580023	\$4.31
1/2 x 9	00000090581023	4.40
1/2 x 14	00000090582023	5.47
5/8 x 5	00000090589023	5.29
5/8 x 9	00000090583023	6.97
5/8 x 11	00000090584023	8.35
5/8 x 12	00000090588023	9.50
5/8 x 13	00000090593023	10.20
5/8 x 15	00000090585023	11.96
5/8 x 19.75	00000090586023	17.47
5/8 x 27	00000090587023	21.30
3/4 x 13	00000090604023	17.10
1/2 Nut	00000100244023	1.29
5/8 Nut	00000100245023	1.29
3/4 Nut	00000100249023	1.56

Uncoated Bolts & Nuts

Size Inches	Catalog Number	List Price
1/2 x 7	00000090580005	\$3.97
1/2 x 9	00000090581005	4.10
1/2 x 14	00000090296005	5.17
5/8 x 9	00000090297005	4.53
5/8 x 10.5	00000090275005	4.96
5/8 x 13.5	00000090276005	5.66
5/8 x 15	00000090282005	7.97
5/8 x 19.5	00000090283005	8.41
5/8 x 27.5	00000090284005	13.46
1/2 Nut	00000100244005	1.09
5/8 Nut	00000100245005	1.09
3/4 Nut	00000100249004	1.46

Bolt prices do not include nuts. Nuts must be ordered separately.



MAXI-GRIP EZ COUPLINGS



MAXI-GRIP EZ SEAL & RESTRAINT COUPLINGS-Conductive & Insulating IPS Steel, Plastic Pipe, SBR Gasket

Class I - Straight - Conductive

PIPE		Catalog Number	M. RING	BOLTS		LIST PRICE	Approx. Weight lbs.
Nominal Size Inches	O.D. Inches		Thickness & Length	No.	Size	Conductive Gasket	
1	1.320	EZ08A6UMG*	.140x6	3	1/2x9	P.O.A.	8
1 1/4	1.660	EZ18A7UMG	.120x7	3	1/2x9	\$110.63	8
2	2.375	EZ28B7UMG	.156x7	3	5/8x11	120.60	14
3	3.500	EZ38B7UMG	.156x7	4	5/8x11	181.19	19
4	4.500	EZ48B7UMG	.190x7	4	5/8x12	214.18	25
6	6.625	EZ68B7UMG	.250x7	6	5/8x12	309.84	36
8	8.625	EZ88B7UMG	.250x7	8	5/8x12	657.71	61
10	10.750	EZ1008A10UMG	.250x10	12	5/8x16	1,933.29	115
12	12.750	EZ1208B10UMG	.250x10	12	5/8x16	2,126.62	120

*For steel to steel applications only.



MAXI-GRIP EZ SEAL & RESTRAINT COUPLINGS-Straight & Insulating IPS Steel, Plastic Pipe, SBR Gasket

Class I - Straight - Insulating

PIPE		Catalog Number	M. RING	BOLTS		LIST PRICE	Approx. Weight lbs.
Nominal Size Inches	O.D. Inches		Thickness & Length	No.	Size	Other Gasket Conductive	
2	2.375	EZ29B7UMG	.156x7	3	5/8x11	\$138.42	16
3	3.500	EZ39B7UMG	.156x7	4	5/8x12	237.58	21
4	4.500	EZ49B7UMG	.19x7	4	5/8x12	280.94	27
6	6.625	EZ69B7UMG	.25x7	6	5/8x12	388.36	43
8	8.625	EZ89B7UMG	.25x7	8	5/8x12	907.75	63



MAXI-GRIP EZ SEAL & RESTRAINT COUPLINGS-Reducing & Conductive IPS Steel, Plastic Pipe, SBR Gasket

Class II - Reducing - Conductive

PIPE REDUCTION		Catalog Number	M. RING	BOLTS		LIST PRICE	Approx. Weight lbs.
Nominal Size Inches	O.D. Inches		Thickness & Length	No.	Size	Conductive Gasket	
2 to 1-1/4	2.375 to 1.660	EZ218C7UMG	.120x7	3	5/8x11	\$195.15	13
3 to 2	3.500 to 2.375	EZ328B7UMG	.156x7	4	5/8x11	275.56	20
4 to 2	4.500 to 2.375	EZ428B7UMG	.156x7	4	5/8x12	326.87	25
4 to 3	4.500 to 3.500	EZ438B7UMG	.156x7	4	5/8x12	350.42	26
6 to 4	6.625 to 4.500	EZ648B7UMG	.190x7	6	5/8x12	461.40	35
8 to 6	8.625 to 6.625	EZ868B7UMG	.250x7	6	5/8x12	974.58	64
10 to 8	10.750 to 8.625	EZ1088C12UMG	.250x12	20	5/8 x 9 (12) 5/8 x 5 (8)	2,346.08	132
12 to 8	12.750 to 8.625	EZ1288B12UMG	.250x12	12	5/8 x 19	-	138
12 to 10	12.750 to 10.75	EZ12108C12UMG	.250x12	12	5/8 x 19	2,614.28	156



MAXI-GRIP EZ COUPLINGS



MAXI-GRIP EZ SEAL & RESTRAINT COUPLINGS-Reducing & Insulating IPS Steel, Plastic Pipe, SBR Gasket

Class II - Reducing - Insulating

PIPE REDUCTION		Catalog Number	M. RING	BOLTS		LIST PRICE	Approx. Weight lbs.
Nominal Size Inches	O.D Inches		Thickness & Length	No.	Size	Other Gasket Conductive	
2 to 1 1/4	2.375 to 1.660	EZ219C7UMG	.134x7	3	5/8x12	\$218.05	11
3 to 2	3.500 to 2.375	EZ329B7UMG	.156x7	4	5/8x12	294.59	21
4 to 2	4.500 to 2.375	EZ429B7UMG	.156x7	4	5/8x12	334.49	26
4 to 3	4.500 to 3.500	EZ439B7UMG	.156x7	4	5/8x12	364.65	27
6 to 4	6.625 to 4.500	EZ649B7UMG	.190x7	6	5/8x12	517.25	46
8 to 6	8.625 to 6.625	EZ869B7UMG	.250x7	8	5/8x12	-	66

All Maxi-Grip couplings are epoxy coated. When ordering, please specify size and catalog number. Other reducing sizes are available.



MAXI-GRIP EZ LINE CAP SEAL & RESTRAINT COUPLINGS

IPS Steel, Plastic Pipe and Cast Iron Pipe, SBR Gasket—1" NPT Vent

*EZB Style Seal and Restraint Line Caps for IPS Steel and PE Pipe.

PIPE		Catalog Number	M. RING	BOLTS		LIST PRICE	Approx. Weight lbs.
Nominal Size Inches	O.D. Inches		Thickness & Length	No.	Size Inches	Conductive Gasket	
2	2.375	EZB2BVUMG	.156x5	3	5/8x9	\$154.81	14
3	3.500	EZB3BVUMG	.156x5	4	5/8x9	234.50	16
4	4.500	EZB4BVUMG	.190x5	4	5/8x9	270.57	21
6	6.625	EZB6BVUMG	.250x5	6	5/8x9	401.03	31
8	8.625	EZB8BVUMG	.250x5	8	5/8x9	608.07	58
10	10.75	EZB10VUMG	.250x7	12	5/8x11	973.02	115
12	12.75	EZB12BVUMG	.250x7	12	5/8x11	1,117.70	124

*EZB Style Seal and Restraint Line Caps for Cast Iron Pipe.

PIPE		Catalog Number	M. RING	BOLTS		Approx. Weight lbs.
Nominal Size Inches	O.D. Inches		Thickness & Length	No.	Size	
2	2.50	EZB25BVUMG	.156x7	3	5/8x11	19
2 1/4	2.75	EZB27BVUMG	.156x7	3	5/8x11	19
3	3.80	EZB38BVUMG	.190x7	4	5/8x11	21
4	4.80	EZB48BVUMG	.190x7	4	5/8x11	24
6	6.90	EZB69BVUMG	.250x7	6	5/8x11	43
6	7.10	EZB71BVUMG	.250x7	6	5/8x11	43
8	9.05	EZB90BVUMG	.250x7	8	5/8x11	68
8	9.30	EZB93BVUMG	.250x7	8	5/8x11	68
12	13.20	EZB132BVUMG	.250x7	12	5/8x11	125

ALL CAPS ARE SUPPLIED WITH PLUGS.

* Cannot be converted to Standard Seal and Restraint Coupling.



MAXI-GRIP EZ COUPLINGS



MAXI-GRIP EZ SEAL & RESTRAINT COUPLINGS-Insulating On Cast Iron End
 Cast Iron Reducing to IPS Steel or Plastic Pipe

PIPE REDUCTION				Catalog Number	M. RING Thickness & Length	BOLTS		LIST PRICE Other Gasket Conductive	Approx. Weight lbs.
NOMINAL		ACTUAL				No.	Size Inches		
CI	IPS	CI	IPS						
2	1 1/4	2.50	1.660	EZ25169C7UMG	.120x7	3	5/8x12	\$284.46	14
2	2	2.50	2.375	EZ25239B7UMG	.156x7	3	5/8x12	301.07	14
2 1/4	1 1/4	2.75	1.660	EZ27169C7UMG	.120x7	3	5/8x12	284.46	16
2 1/4	2	2.75	2.375	EZ27239B7UMG	.156x7	3	5/8x12	301.07	17
3	2	3.80	2.375	EZ38239B7UMG	.156x7	4	5/8x12	328.11	25
3	3	3.80	3.500	EZ38359B7UMG	.156x7	4	5/8x12	341.31	24
4	2	4.80	2.375	EZ48239B7UMG	.156x7	4	5/8x12	424.73	26
4	3	4.80	3.500	EZ48359B7UMG	.156x7	4	5/8x12	417.68	29
4	4	4.80	4.500	EZ48459B7UMG	.190x7	4	5/8x12	382.38	27
6	4	6.90	4.500	EZ69459B7UMG	.190x7	6	5/8x12	619.34	44
6	6	6.90	6.625	EZ69669B7UMG	.250x7	6	5/8x12	555.77	43
6 O.S.	4	7.10	4.500	EZ71459B7UMG	.190x7	6	5/8x12	709.91	44
6 O.S.	6	7.10	6.625	EZ71669B7UMG	.250x7	6	5/8x12	664.13	43
8	6	9.05	6.625	EZ90669B7UMG	.250x7	8	5/8x12	1,112.83	71
8	8	9.05	8.625	EZ90869B7UMG	.250x7	8	5/8x12	1,057.95	66
8 O.S.	6	9.30	6.625	EZ93669B7UMG	.250x7	8	5/8x12	-	71
8 O.S.	8	9.30	8.625	EZ93869B7UMG	.250x7	8	5/8x12	-	66
12	12	13.20	12.750	EZ1321279B10UMG	.250x10	12	5/8x16	3,518.13	119

When ordering, please specify size and catalog number. All Maxi-Grip Couplings are Epoxy Coated.



MAXI-GRIP EZ COUPLINGS



MAXI-GRIP FLANGED COUPLING ADAPTERS— Seal & Restraint IPS Steel or Plastic Pipe

150# Flat Face

PIPE		Catalog Number	M. RING	BOLTS		LIST PRICE	Approx. Weight lbs.
Nom. Size Inches	O.D. Inches		Thickness & Length	No.	Size Inches	Conductive Gasket	
2	2.375	EZ28B7UFAP15	.156x7	3	5/8x6	\$343.16	16
3	3.500	EZ38B7UFAP15	.156x7	4	5/8x6	422.56	26
4	4.500	EZ48B7UFAP15	.190x7	4	5/8x6	459.15	35
6	6.625	EZ68B7UFAP15	.250x7	6	5/8x6	506.48	47
8	8.625	EZ88B7UFAP15	.250x7	8	5/8x6	540.39	74
10	10.750	EZ1008A10UFAP15	.250x10	12	5/8x6	805.79	138
12	12.750	EZ1208B10UFAP15	.250x10	12	5/8x6	919.34	142

150# Raised Face

PIPE		Catalog Number	M. RING	BOLTS		LIST PRICE	Approx. Weight lbs.
Nom. Size Inches	O.D. Inches		Thickness & Length	No.	Size Inches	Conductive Gasket	
2	2.375	EZ28B7UFAR15	.156x7	3	5/8x6	\$343.16	16
3	3.500	EZ38B7UFAR15	.156x7	4	5/8x6	422.56	26
4	4.500	EZ48B7UFAR15	.190x7	4	5/8x6	459.15	31
6	6.625	EZ68B7UFAR15	.250x7	6	5/8x6	506.48	47
8	8.625	EZ88B7UFAR15	.250x7	8	5/8x6	540.39	74
10	10.750	EZ1008A10UFAR15	.250x10	12	5/8x6	805.79	125
12	12.750	EZ1208B10UFAR15	.250x10	12	5/8x6	919.34	142

300# Flat Face

PIPE		Catalog Number	M. RING	BOLTS		LIST PRICE	Approx. Weight lbs.
Nom. Size Inches	O.D. Inches		Thickness & Length	No.	Size Inches	Conductive Gasket	
2	2.375	EZ28A7UFAP30	.156x7	3	5/8x6	\$360.36	18
3	3.500	EZ38A7UFAP30	.156x7	4	5/8x6	443.70	30
4	4.500	EZ48A7UFAP30	.190x7	4	5/8x6	482.04	42
6	6.625	EZ68A7UFAP30	.250x7	6	5/8x6	531.89	67
8	8.625	EZ88A7UFAP30	.250x7	8	5/8x6	567.46	102
10	10.750	EZ1008A10UFAP30	.250x10	12	5/8x6	765.44	163
12	12.750	EZ1208A10UFAP30	.250x10	12	5/8x6	965.34	193



MAXI-GRIP EZ COUPLINGS



MAXI-GRIP FLANGED COUPLING ADAPTERS— Seal & Restraint IPS Steel or Plastic Pipe

300# Raised Face

PIPE		Catalog Number	M. RING	BOLTS		LIST PRICE	Approx. Weight lbs.
Nom. Size Inches	O.D. Inches		Thickness & Length	No.	Size Inches	Conductive Gasket	
2	2.375	EZ28A7UFAR30	.156x7	3	5/8x6	\$360.36	18
3	3.500	EZ38A7UFAR30	.156x7	4	5/8x6	443.70	30
4	4.500	EZ48A7UFAR30	.190x7	4	5/8x6	482.04	42
6	6.625	EZ68A7UFAR30	.250x7	6	5/8x6	531.89	67
8	8.625	EZ88A7UFAR30	.250x7	8	5/8x6	567.46	102
10	10.750	EZ1008A10UFAR30	.250x10	12	5/8x6	765.44	163
12	12.750	EZ1208A10UFAR30	.250x10	12	5/8x6	965.34	193

When ordering, please specify size and catalog number.

150# and 300# designations are for flange mating purposes only. These are not coupling pressure ratings.



EZ TRANS— Seal & Restraint One End

Transition From Cast Iron to IPS, Steel or PE-EZ Coupling one end and PE Stub out on the other end.

EZ-Trans Straight IPS			List Price
Nominal Size Inches	Pipe O.D.	Catalog Number	
1-1/4 x 1-1/4	1.66	EZTF125(SDR)(PE)	P.O.A.
2 x 2	2.38	EZTF002B(SDR)(PE)	P.O.A.
3 x 3	3.50	EZTF003B(SDR)(PE)	P.O.A.
4 x 4	4.50	EZTF004B(SDR)(PE)	P.O.A.
6 x 6	6.63	EZTF006B(SDR)(PE)	P.O.A.
8 x 8	8.63	EZTF008B(SDR)(PE)	P.O.A.
10 x 10	10.75	EZTF010B(SDR)(PE)	P.O.A.
12 x 12	12.75	EZTF012B(SDR)(PE)	P.O.A.



MAXI-GRIP EZ COUPLINGS



EZ TRANS— Seal & Restraint One End

Transition From Cast Iron to IPS, Steel or PE-EZ Coupling one end and PE Stub out on the other end.

EZ-Trans Reducing IPS			List Price
Nominal Size Inches	Pipe O.D.	Catalog Number	
2 x 1-1/4	2.38 x 1.66	EZTF2125C(SDR)(PE)	P.O.A.
3 x 2	3.50 x 2.38	EZTF032B(SDR)(PE)	P.O.A.
4 x 2	4.50 x 2.38	EZTF042B(SDR)(PE)	P.O.A.
4 x 3	4.50 x 3.50	EZTF043B(SDR)(PE)	P.O.A.
6 x 4	6.63 x 4.50	EZTF064B(SDR)(PE)	P.O.A.
8 x 6	8.63 x 6.63	EZTF086B(SDR)(PE)	P.O.A.
10 x 8	10.75 x 8.63	EZTF108C(SDR)(PE)	P.O.A.
12 x 10	12.75 x 10.75	EZTF1210C(SDR)(PE)	P.O.A.

EZ-Trans Reducing IPS			List Price
Nominal Size Inches	Pipe O.D.	Catalog Number	
2 (CI) x 1-1/4 (IPS)	2.50 x 1.66	EZTF2516C(SDR)(PE)	P.O.A.
2(CI) x 2 (IPS)	2.50 x 2.38	EZTF2523B(SDR)(PE)	P.O.A.
2-1/4 (CI) x 1-1/4 (IPS)	2.75 x 1.66	EZTF2716C(SDR)(PE)	P.O.A.
2-1/4 (CI) x 2 (IPS)	2.75 x 2.38	EZTF2723B(SDR)(PE)	P.O.A.
3 (CI) x 2 (IPS)	3.80 x 2.38	EZTF3823B(SDR)(PE)	P.O.A.
3 (CI) x 3 (IPS)	3.80 x 3.50	EZTF3835B(SDR)(PE)	P.O.A.
4 (CI) x 2 (IPS)	4.80 x 2.38	EZTF4823B(SDR)(PE)	P.O.A.
4 (CI) x 3 (IPS)	4.80 x 3.50	EZTF4835B(SDR)(PE)	P.O.A.
4 (CI) x 4 (IPS)	4.80 x 4.50	EZTF4845B(SDR)(PE)	P.O.A.
6 (CI) x 4 (IPS)	6.90 x 4.50	EZTF6945B(SDR)(PE)	P.O.A.
6 (CI) x 6 (IPS)	6.90 x 6.63	EZTF6966B(SDR)(PE)	P.O.A.
6 (OSCI) x 4 (IPS)	7.10 x 4.50	EZTF7145B(SDR)(PE)	P.O.A.
6 (OSCI) x 6 (IPS)	7.10 x 6.63	EZTF7166B(SDR)(PE)	P.O.A.

When making a transition from cast to PE pipe, it is mandatory to install the coupling end first and then fuse to the PE pipe. This is the recommended procedure for all EZ-Trans installations.



MAXI-GRIP EZ



STIFFENERS

For Polyethylene Pipe

Nominal Size Inches	O.D. Inches	*SDR	Stiffener O.D.	Stiffener Length	Catalog Number	List Price	Approx. Weight lbs.
1 1/4	1.660	6	1.050	8	C10508	\$8.01	2
		9	1.254	8	C12548	8.01	2
		9.33	1.260	8	C12608	8.01	2
		10	1.286	8	C12868	8.01	2
		11	1.312	8	C13128	8.01	2
		13.5	1.400	8	C14008	41.17	2
		17	1.434	8	C14348	41.17	2
2	2.375	9	1.812	8	C18128	41.17	2
		9.33	1.823	8	C18238	41.17	2
		11	1.900	8	C19008	11.25	2
		13.5	2.000	8	C20008	43.10	2
		17	2.075	8	C20758	43.10	2
		21	2.125	8	C21258	43.10	2
		26	2.175	8	C21758	43.10	2
3	3.500	9	2.665	8	C26658	43.10	2
		9.33	2.688	8	C26888	43.10	2
		11.00	2.812	8	C28128	17.86	2
		11.5	2.844	8	C28448	17.86	2
		13.5	2.950	8	C29508	53.73	3
		17	3.074	8	C30748	53.73	3
		4	4.500	9	3.440	8	C34358
9.33	3.460			8	C34608	53.73	3
11	3.606			8	C36068	21.34	3
11.5	3.625			8	C36258	21.34	3
13.5	3.800			8	C38008	54.05	4
17	3.940			8	C39408	54.05	6
21	4.046			8	C40468	54.05	7
6	6.625	9	5.049	8	C50498	45.91	6
		9.33	5.105	8	C51058	45.91	6
		11	5.340	8	C53408	45.91	6
		11.5	5.362	8	C53628	45.91	7
		13.5	5.540	8	C55408	52.00	9
		17	5.800	8	C58008	97.91	10
		21	5.905	8	C59058	97.91	10

*According to ASTM D-2513



Catalog Number corresponds to the O.D. and length of the Stiffener.

Nominal Size Inches	O.D. Inches	*SDR	Stiffener O.D.	Stiffener Length	Catalog Number	List Price	Approx. Weight lbs.
8	8.625	9	6.568	8	C65688	\$97.91	11
		9.33	6.625	8	C66258	102.46	11
		11	6.924	8	C69248	78.32	12
		11.5	7.000	8	C70008	78.32	13
		13.5	7.233	8	C72338	78.32	15
		17	7.510	8	C75108	116.01	15
		21	7.694	8	C76948	110.48	14
10	10.750	9	8.170	10	C817010	250.24	17
		11	8.650	10	C865010	250.24	17
		11.5	8.717	10	C871710	250.24	17
		13.5	9.030	10	C903010	274.70	18
		17	9.380	10	C938010	274.70	19
12	12.750	11	10.268	10	C1026810	274.70	23
		13.5	10.725	10	C1072510	280.02	24
		17	11.150	10	C1115010	297.49	25

When ordering, please specify size and catalog number.

*According to ASTM D-2513.

Other sizes are available on request - POA.



SMITH-BLAIR 10' DIAMETER TAPE—Pi Tape

Product Number	Description	List Price
230014	1/4" wide x 10' metal Pi and Linear Inches	\$16.80



METER CONVERSION KIT

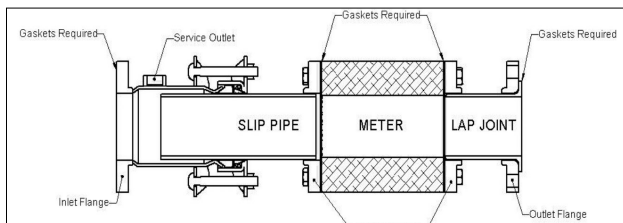
Smith-Blair's Meter Conversion Kit (MCK) make changing from a large diaphragm meter to any type of meter that accepts flange connections easy. It used to be expensive to re-plumb service connections in the field due to lost labor hours spent screwing or welding pipe together and having to disrupt service to customers if a bypass needed to be removed.

With this product a new meter can be connected using the same footprint as the large diaphragm meter without removing all of the set's piping. If there is an existing bypass, it can be maintained while changing out the meter, avoiding costly customer reights. The kit is also adjustable to handle a range of end-to-end dimensions, allowing great field flexibility without adding additional fittings.

Can be ordered with all bolts, studs, nuts and gaskets required. Available with built-in reducers to step down large diameter pipe.

Meter Nominal Size	Application	Meter Connection Type	Catalog Number	List Price
2	Replace existing 2" Diaphragm meter with 2" Rotary Meter	150# FF Flange	MCKR222000000	P.O.A.
3	Replace existing 3" Diaphragm meter with 3" Rotary Meter	150# FF Flange	MCKR333000000	P.O.A.
4	Replace existing 4" Diaphragm meter with 4" Rotary Meter	150# FF Flange	MCKR444000000	P.O.A.
2	Replace existing 4" Diaphragm meter with 2" Rotary Meter	150# FF Flange	MCKR424000000	P.O.A.
2	Replace existing 3" Diaphragm meter with 2" Rotary Meter	150# FF Flange	MCKR323000000	P.O.A.
3	Replace existing 4" Diaphragm meter with 3" Rotary Meter	150# FF Flange	MCKR434000000	P.O.A.
4	Replace existing 4" Diaphragm meter with 4" Rotary Meter	Male IPS Threads	MCKR747000000	P.O.A.
3	Replace existing 4" Diaphragm meter with 3" Rotary Meter	Male IPS Threads	MCKR737000000	P.O.A.

Other conversion kits available upon requests.




MATERIALS SPECIFICATIONS

FLANGE:	ANSI B16.5
MATERIAL FLANGE:	ANSI B16.5 Lap Joint Flange
STUB:	ANSI B16.5 Lap Joint Stud
GASKETS:	ASTM B16.21



Smith-Blair
a xylem brand



**2018 OILFIELD & GAS
PRODUCTS**