

xylem



Water Products 2025 Pricebook

Phone: 800.643.9705 or 870.773.5127 | After Hours Number: 903.277.9398 | Fax: 800.648.6792 | Email: insidesales@xylem.com

xylem.com/smith-blair



GENERAL INFORMATION

WEBSITE CONTAINS CURRENT INFORMATION

Please refer to Smith-Blair's website (smith-blair.com) for product capabilities information and technical information such as: product specifications, installation instructions, submittal information as well as product warnings and notices. The purpose of the Water Price Book is to promote general awareness of the products and services

DISCREPANCIES

Should any discrepancies arise between this price book and Smith-Blair's internal system pricing, the internal system pricing will be the precedent.

CORROSION NOTICE

Metal products are subject to corrosion, particularly when used outdoors and/or underground. A large number of factors and location conditions affect the rate at which corrosion occurs. To determine the life expectancy of your product when used with your pipeline's content, soil and environment, it is best to consult a corrosion expert in your area. To determine the suitability of your selected product also consult a system designer in piping system. Failure to determine the suitability of your product for your particular application, soil and/or environment can result in premature product failure. Smith-Blair will provide additional information about your product's materials specifications at your request. You may also obtain product information at www.smith-blair.com.

Table of Contents

GENERAL INFORMATION	
General Notices	
Index	
Cross Reference Chart	
Terms & Conditions	

MODEL	RESTRAINTS	PAGE
EZW	Straight Seal & Restraint Couplings	12
EZW	Reducing Seal & Restraint Couplings	12
EZW	Seal & Restraint Line Caps	13
EZW	Flanged Coupling Adapters	13
471	Pipe-Lock Straight Restraint Sleeve Couplings	14
472	Pipe-Lock Straight Restraint Sleeve Couplings	15
473	Pipe-Lock Straight Restraint Sleeve Couplings	16
477	Pipe-Lock Straight Restraint Sleeve	17
907	Restraint Plates	18
	Tie Rods and Nuts	18
911	Flange-Lock MJ Couplings	19
920	Flange-Lock Flanged Coupling Adapter	20
923	Flange-Lock Flanged Coupling Adapter	21

MODEL	REPAIR CLAMPS	PAGE
221	Full Circle Repair Clamps, Single Band	22
226	Full Circle Repair Clamps, Single Band	23-27
	Spring Washer & Electrical Connectivity Strips	27
227	Full Circle Repair Clamps, Double Band	28-29
228	Full Circle Repair Clamps, Triple Band	30-31
229	Full Circle Collar Leak Clamps, Single Band	32
238	Full Circle Repair Clamps, Single Band, Tapped	33-36
239	Full Circle Repair Clamps, Double Band, Tapped	37-40
244	Full Circle Redi-Clamps	41
245	Redi-Clamps, Partial Coverage	42-43
246	Pipe Repair Clamps, Double Band	44
247	Full Circle Redi-Clamps, All 304 Stainless Steel	45
248	Redi-Clamps, All 304 Stainless Steel	46
256	Full Circle Repair Clamps, Single Band, All 304 Stainless Steel	47-48
257	Full Circle Repair Clamps, Double Band, All 304 Stainless Steel	49
261	Full Circle Repair Clamps, Single Band, All 304 Stainless Steel	50-53
262	Full Circle Repair Clamps, Double Band, All 304 Stainless Steel	54-55
263	Full Circle Repair Clamps, Multi-Band, All 304 Stainless Steel	56-57
264	Tapped Full Circle Repair Clamps, Single Band, All 304 Stainless Steel	58-60
265	Tapped Full Circle Repair Clamps, Double Band, All 304 Stainless Steel	61-63

Table of Contents

MODEL	REPAIR CLAMPS	PAGE
267	Full Circle Repair Clamp, Carbon Steel, Higher Pressure	64
268	Full Circle Repair Clamp, Stainless Steel, Higher Pressure	64
269	Full Circle Collar Leak Clamps, Single Band	65
274	Bell Joint Leak Clamp, Alloy	66
281	Full Circle Wide Range Repair Clamp	67-68

MODEL	SERVICE SADDLES	PAGE
311	Service Saddles, Single Bale, Ductile Iron and Electro-Galvanized	69-73
313	Service Saddles, Double Bale, Ductile Iron	74-81
315	Service Saddles, Single Bale, Ductile Iron	82-87
317	Service Saddles, Double Straps, Ductile Iron	88-94
325	Bronze Service Saddles, Extra Wide 304 Stainless Steel Strap	95-99
331	Repair Service Saddle, Double Bale, Epoxy Coated DI Body	100-101
357	Service Saddle, Stainless Steel Straps, DI Body	102
362	Service Saddles, DI Body with Epoxy Coated Straps	103
366	Service Saddles for Large Diameter Pipe, DI Body, Epoxy Coated Straps	104-105
371	Service Saddles, Single Stud, All 304 Stainless Steel	106
372	Service Saddles, Double Stud, All 304 Stainless Steel	107
377	Wide Range Service Saddle	108-109
397	Service Saddles for DI Sized pipe and PVC	110

MODEL	COUPLINGS	PAGE
411	Steel Couplings	111-115
413	Steel Transition Couplings	116-119
415	Steel Reducing Couplings, Alloy Bolts & Nuts	120
416	Steel Insulating Couplings, Single Boot, Alloy Bolts & Nuts	121
418	Tee Couplings, Smaller Diameter Pipe	121
421	Top Bolt Couplings, Removable Gaskets	122
422	Top Bolt Long Sleeve Couplings, Removable Gaskets	123
441	OMNI Cast Couplings, Straight & Transition	124-127
441	Components	128-131
442	OMNI Long Sleeve Couplings, Straight & Transition	132-134
442	Components	134
461	Quantum Couplings	135
462	Quantum Couplings, 12" Sleeve	136
481	Steel End Cap	137
482	OMNI Cast Pipe End, Alloy Bolts & Nuts	138
482	Components	139
525	Compression Couplings	140

Table of Contents

MODEL	EXPANSION JOINTS	PAGE
611	Expansion Joints, Single End 10" Expansion	141-142
612	Expansion Joints, Double End 10" Expansion	143-145

MODEL	TAPPING SLEEVES	PAGE
622	Carbon Steel Tapping Sleeve	146-155
623	Fabricated MJ Joint Tapping Sleeves	156
624	Fabricated MJ Joint Tapping Sleeves	156
625	Tapping Sleeves For Concrete Cylinder Pipe	157
626	Weld On Tapping Sleeves	158
627	Tapping Sleeves, Fabricated Weld On Outlet	159
662/663	Stainless Steel Tapping Sleeve with Flange or MJ Outlet	160-165
663WR	Wide Range Tapping Sleeve All Stainless Steel	166
664/665	Stainless Steel Tapping Sleeve with Flange or MJ Outlet	167-172
68X	Line Stop Outlets for Tapping Sleeves	173

MODEL	FLANGED COUPLING ADAPTERS	PAGE
912	OMNI Flanged Coupling Adapters	174-176
912	OMNI Components	177-179
913	Flanged Coupling Adapters, Steel	180-181
914	Reducing Flanged Coupling Adapters	182
921	Top Bolt Flanged Coupling Adapters	183
926	Flexible Meter Coupling	184

MODEL	DISMANTLING JOINTS	PAGE
971	Non Restrained Dismantling Joints	185
972	Heavy Duty Restrained Dismantling Joints	186
973	Restrained Dismantling Joints	187
975	Restrained Dismantling Joints	188

Cross Reference Chart

Pipe-Lock Joint Restraint Couplings	Smith-Blair	EBBA	Ford	Romac	SIGMA	Star
Join Ductile Iron X Ductile Iron Pipe	471	(3800)	(RCDD)	440RG	-	-
Join PVC X PVC Pipe	472	(3800)	(RCPD)	440RG	-	-
Join PVC X Ductile Iron/Carbon Steel Pipe	473	(3800)	(RCDP)	440RG	-	-
Join Ductile Iron X Ductile Iron Pipe - Reducing	474	-	-	-	-	-
Join PVC X PVC Pipe - Reducing	475	-	-	-	-	-
Join PVC X Ductile Iron Pipe - Reducing	476	-	-	-	-	-
Sleeve Only	477	-	-	-	-	-
Flange-Lock Joint Restraint FCA	Smith-Blair	EBBA	Ford	Romac	SIGMA	Star
Join Ductile Iron Pipe to Flanged Fittings	911	(2100)	(RFAD)	(RFCA)	(SFA)	(3200)
Join PVC Pipe to Flanged Fittings	920	(2100)	(RFAP)	PVC RFCA	(SFA)	(4200)
Sleeve Only	923	-	-	-	-	-
Restraint Couplings	Smith-Blair	Dresser				
EZ-W Steel Couplings, Straight	EZWS	(711)				
EZ-W Steel Couplings, Reducing	EZWR	(711)				
EZ-W Steel Flange Coupling Adapter	EZWF	-				
EZ-W Steel Pipe End Cap	EZWC	-				
Steel Couplings w/Anchor Studs	414	-				
Full Circle Repair Clamps	Smith-Blair	Dresser	Ford	Romac	JCM	PowerSeal
Single Band-Cast Lugs, Low Pressure	221	-	-	(LSS1)	(108)	-
Single Band-Cast Lugs	226	360	F1	CL1	(101),171	3121
Double Band-Cast Lugs	227	361	F2	CL2	(102),172	3122
Multi-Band-Cast Lugs	228	360	F3	CL3	(102),172	3123
Collar Leak Clamp-Cast Lugs	229	-	FCC	-	(105),175	3141
Tapped, Single Band-Cast Lugs	238	SPEC360	F1	IP/CC	(103),173	3131
Tapped, Double Band-Cast Lugs	239	SPC361	F2	IP/CC	(104),174	3132
Full Circle Redi-Clamp-Cast Lugs	244	-	FSC	SCC	111	3153PS
Full Circle Redi-Clamp, All Stainless	247	-	FLSC	(SCS)	111AS	-
Single Band-Cast Lugs, All Stainless	256	[364]	FSL1	(CL1)	(131)	3121CS
Double Band-Cast Lugs, All Stainless	257	360	FSL2	(CL2)	(132)	-
Single Band-Fab Lugs, All Stainless	261	364	FS1	SS1	161	3121AS
Double Band-Fab Lugs, All Stainless	262	364	FS2	SS2	162	3122AS
Multi-Band-Fab Lugs, All Stainless	263	364	FS3	SS3	162	3123 AS
Tapped, Single Band-Fab Lugs, All Stainless	264	-	FS1	IP/CC	163	3131AS
Tapped, Double Band-Fab Lugs, All Stainless	265	-	FS2	IP/CC	164	3132AS
Higher Pressure, Carbon Steel, V Lugs	267-000	-	-	-	-	-
Higher Pressure, SS, V Lugs	267-065	-	-	-	136	3122AS HP
Higher Pressure, SS, Fab Lugs	268	-	-	-	-	-
Collar Leak Clamp-Fab Lugs, All Stainless	269	-	FCC	CLC	(135)	3143 AS
Patch Clamps	Smith-Blair	Dresser	Ford	Romac	JCM	PowerSeal
Redi-Clamp-Cast Lugs	245	118	FSC	SC	110	3151
Redi-Clamp, All Stainless	248	-	FLSC	(C)	110AS	(3151 AS)
Pipe Repair Clamp, Double Band-Cast Lugs	246	77,79	-	(CC)	113	3151 HD
Bell Joint Leak Clamp	Smith-Blair	Dresser	Ford	Romac	JCM	PowerSeal
Bell Joint Leak Clamp	274	60160	FBC	516/416/418	142143	32313232

Cross Reference Chart

Service Saddles	Smith-Blair	Dresser	Ford	Romac	JCM	PowerSeal
Single Carbon Steel Bale - Iron Body	311	291	F101	(101U),101 NU	(401),407	3411DI
Double Carbon Steel Bale - Iron Body	313	291	F202	(202U),202 NU	(402),408	3413
Single Stainless Steel Strap - Iron Body	315	-	FC101,FS101	(101S),101 NU	(403),405	3415
Double Stainless Steel Straps - Iron Body	317	-	FCD202	(202S),202 NS	(404),406	3417DI
Wide Stainless Steel Strap - Bronze Body	325-000	-	202BS	-	-	(3409), (3407)
Double Stainless Steel Straps - Bronze Body	325-100	-	202BSD	202BS	-	3409
Repair, Double Carbon Steel Bale - Iron Body	331	-	FR202	-	-	-
Double Stainless Steel Straps, Large Tap - Iron Body O.D specific for PVC and Steel Pipe	357	-	(FS202),(F202)	-	-	-
Double Carbon Steel Bale - Iron Body For Concrete Cylinder Pipe	362	-	-	-	425	-
Triple Carbon Steel Bale - Iron Body For Large Diameter Pipe	366	-	-	-	-418	-
Single Stainless Steel Stud - All Stainless	371	-	FS303,FS313	304	-	3411AS
Double Stainless Steel Stud - All Stainless	372	-	FS303,FS313	306	502	3412AS
Wide Stainless Steel Strap - Iron Body O.D. Specific for PVC or Ductile Iron	397	0	FC202	-	-	3417SW
Couplings & End Caps	Smith-Blair	Dresser	Ford	Romac	JCM	PowerSeal
Steel Couplings	411 Reg.	38, STAB 38	FC3,FC4	400/511	201, 211	3538
Steel Couplings	411 Long	40, STAB 40	FLC	400	202	3540
Steel Couplings, Transition	413	162, 62TY.1	FC23,FC24,FC5	TC400	203	-
Steel Couplings, Reducing	415	62TY.2	FC6	RC400	204	3562R
Steel Couplings, Insulating	416	39	+FIB	IC400, IC501	-	3539
Steel Couplings, Transition Insulating	417	-	+FIB	-	-	-
Steel Couplings, Tee w/Outlet	418	-	-	-	-	-
Steel Couplings, Wide Range Two Bolt, Standard Sleeve	421	-	-	Macro	-	-
Steel Couplings, Wide Range Two Bolt, Long Sleeve	422	-	-	-	-	-
Cast Omni Couplings System, Standard Sleeve	441	253	FC1, FC2A	501	210211212	3501
Cast Omni Couplings System, Long Sleeve	442	253	FC1-L12,FC2A-L12	501	215	3501LB
Cast Omni Reducing Couplings	R441	253	FRC	FC501	-	3506R
Cast Quantum Coupling, Wide Range, Standard Sleeve	461	-	FC2W	XR501	241	3506, (3506AS)
Cast Quantum Coupling, Wide Range, Long Sleeve	462	-	FC2W-L12	XR501	242	-
Pipe End Caps, Steel	481	31	FC4	EC400	-	3551
Pipe End Caps, Cast	482	231	FEC	EC501	214	3501EC, (3506EC)
Compression Couplings	525	65 Long	C Series	702	220	3504

Cross Reference Chart

Expansion Joints	Smith-Blair	Dresser	Ford	Romac	JCM	PowerSeal
Plain Single End						
without Limit Rods	611	63TY-1	FEJ 1	EJ401	801	3563-SE
with Limit Rods	611	63TY-3	FEJ 1	EJ403	801	3563-SELR
Plain Double End						
without Limit Rods	612	63TY-2	FEJ 2	EJ402	802	3563-DE
with Limit Rods	612	63TY-4	FEJ 2	EJ404	802	3563-DELR
Tapping Sleeves	Smith-Blair	Dresser	Ford	Romac	JCM	PowerSeal
Steel	622	610	FTS, FTSC	FTS420	412	3460
Steel Split Coupling Type	623	-	-	FTS425	(414)	-
Steel Split MJ Type	624	-	-	(FTS425)	414	-
Steel For Concrete Cylinder Pipe	625	-	-	FTS435	415	3431
Steel Weld-On, Top Only	626	-	FWS	FTS445	416	3428
Steel Weld-On, Full Body	627	-	-	FTS445	417	3428
Stainless Steel Body, Fab Lugs, with Carbon Steel Coated Flange	662	630	FAST	SST	-	3480
All Stainless Steel, Fab Lugs	663	630	FAST	SST	-	3480
Stainless Steel Body, V Lugs, with Carbon Steel Coated Flange	664	640	FTSS	SSTIII	462	3490
All Stainless Steel, V Lugs	665	640	FTSS	SSTIII	432	3490
Steel Plug Line Stop (662 Style)	682	-	-	-	-	-
Steel Plug Line Stop (663 Style)	683	-	-	SST-X	-	-
Steel Plug Line Stop (664 Style)	684	-	-	-	440 T4	-
Steel Plug Line Stop (665 Style)	685	-	-	-	440 T1	-
Steel Plug or Pin Line Stop (622 Style)	687	-	-	-	440 T2, 440 T12	-
Steel Pin Line Stop (625 Style)	689	-	-	-	-	-
Flanged Coupling Adapters	Smith-Blair	Dresser	Ford	Romac	JCM	PowerSeal
Cast	912	127	FFCA	FCA501	301	3521
Steel	913	128	FCA	FC400	303	3528
Steel Reducing	914	-	-	FC400	304/306	-
Steel Wide Range Single Bolt	921	-	-	-	-	-
Flanged Meter Adapters	926	131	-	-	-	-
Cast Insulated	932	-	FFCA+FIB	-	-	-
Steel Insulated	933	-	FCA+FIB	-	-	-
Dismantling Joints	Smith-Blair	Dresser	Ford	Romac	JCM	PowerSeal
Dismantling Joint	971	131	FDJ	(DJ400)	309	3563
Dismantling Joint, Full Rod Restraining	972	-	-	-	-	-
Dismantling Joint, Cam-Lock Restraining	973	-	-	(DJ405)	-	-
Dismantling Joint, Rod Restraining	975	-	FDJ-R	(DJ400)	-	3563
Miscellaneous Products	Smith-Blair	Dresser	Ford	Romac	JCM	PowerSeal
Fabricated Restraint Plates for Flanges	907	-	-	490	-	-

Terms & Conditions

NOTES:

1. "()" = Similar Product
2. "-" = Equivalent Product Not Available or Unknown
3. Data compiled from public information and is to be used for reference only. Product and material specifications should be confirmed prior to specification or purchase to ensure product will meet the customers requirements

1. The terms and conditions as hereinafter written shall supersede the terms and conditions of the customer's order or any other terms and conditions in any other customer documentation. Further, no understanding, agreement, terms, condition or trade custom or business practice at variance herewith shall be binding on the parties. THESE TERMS AND CONDITIONS TRUMP ANY OTHERS AND ARE THE SOLE AND EXCLUSIVE TERMS REGARDING THE PURCHASE AND SALE OF ANY SMITH-BLAIR PRODUCTS.
2. Prices prevailing at time of shipment will apply, except as otherwise provided by a prior written quotation, which constitutes a firm offer. Any prices quoted are based on the current tariff rates, duties, government charges, and trade regulations as of the date of the quote. If any new tariffs, duties, taxes, or similar charges are imposed, or any existing tariffs, duties, or charges are increased or modified by any government or regulatory authority (collectively, "Tariff Changes"), and such Tariff Changes result in an increase in the cost of goods, Smith-Blair reserves the right to adjust the pricing of the affected goods to reflect the increased costs. Smith-Blair is not obligated to deliver the applicable goods and/or services until an agreement on the new price is reached.
3. Title and Risk of Loss for damage to the goods passes to the customer upon delivery to the carrier regardless of who pays the shipping cost.
4. Smith-Blair, Inc. warrants its products to be free of defects in materials and workmanship for a period of one (1) year from the date of shipment by Smith-Blair, Inc. (the "Warranty Period"). Dated proof of purchase, such as a bill of sale, is required to establish warranty eligibility. If a product fails to perform due to a defect in materials or workmanship during the Warranty Period, Smith-Blair, Inc. will repair or, at Smith-Blair, Inc.'s option, replace the product with the same or comparable item. In the event that the product cannot be repaired and a suitable replacement item is not available, Smith-Blair, Inc. will refund the original purchase price shown on the proof of purchase. In all cases, the customer is responsible for returning the allegedly defective product to the factory or warehouse designated by Smith-Blair, Inc.
 - a. THIS LIMITED WARRANTY IS EXCLUSIVE AND IS IN LIEU OF ANY EXPRESS OR IMPLIED WARRANTY OF MERCHANTABILITY, FITNESS FOR A PARTICULAR PURPOSE, OR OTHER WARRANTY OF QUALITY, OR THOSE ARISING FROM A COURSE OF DEALING, CUSTOM, OR USAGE OF TRADE. THE REMEDIES PROVIDED IN THIS LIMITED WARRANTY STATEMENT ARE THE CUSTOMER'S SOLE AND EXCLUSIVE REMEDIES. IN NO EVENT SHALL SMITH-BLAIR, INC. BE LIABLE FOR DIRECT, INDIRECT, SPECIAL, INCIDENTAL, OR CONSEQUENTIAL DAMAGES, WHETHER BASED ON CONTRACT, TORT, OR ANY OTHER LEGAL THEORY, AND WHETHER ADVISED OF THE POSSIBILITY OF SUCH DAMAGES.
 - b. Smith-Blair's liability with respect to any Smith-Blair products is limited as follows. (A) Smith-Blair's liability in any and all causes of action arising under, out of or in relation to any Smith-Blair products shall be limited to the price paid by the customer for the relevant product(s). This is so whether the relevant causes(s) of action are in tort, contract, under statute or otherwise. Further, Smith-Blair is not liable for any indirect or consequential damages. The foregoing damage limitations are fundamental inducements to Smith-Blair selling its products at the prices it does. They apply unconditionally and in all respects.

Terms & Conditions

5. The consequences, direct or indirect, of labor troubles, fires, accidents, floods, hostilities, shortage of transportation, failure, suspension or curtailment of production due to shortage of supply of raw materials, or other economic factors, government acts or requirements and any and all like different causes beyond the control of the parties hereto excuse performance by either party to the extent by which performance is prevented thereby. Smith-Blair may, during any period of shortage due to any of said causes, prorate its supply of such goods among all its buyers in such manner as may be deemed equitable in the sole judgment of Smith-Blair.
6. RETURNS: All non-catalog items are considered "non-returnable". For other catalog items to be considered, return requests must be submitted in writing and approved by Smith-Blair prior to returning material. Return evaluation for any catalog item will be based upon age of material (no older than one (1) year) from shipment date, on-hand inventory and demand for those items at the time of request. Upon approval, a Return Material Authorization (RMA) will be issued with applicable charges and terms and conditions of return. Approved items may be returned within a period of thirty (30) days after the issuance of an RMA. For proper credits to be applied, a copy of the RMA must accompany material.
 - A. Material must be of current design.
 - B. Material must be in 100% resalable condition or additional rework charges will apply. If total restocking and/or reworking charges exceed 50% of the product's initial price, the material should not be returned, as no credit will be allowed. Any material received requiring work exceeding 50% of the initial material value will be returned at the sender's expense or scrapped by Smith-Blair with no credit issued.
 - C. Products that are engineered fabrications or special orders may not be returned.
 - D. Returned material should be packaged securely. Multiple items should be packed in an organized manner. Be sure to include a copy of the RMA as the packing list. Material received which is not returned in this manner will be returned at the sender's expense.
 - E. Shipments authorized to be returned COLLECT, but are returned PREPAID, should include a copy of the freight bill in order for credit to be issued. If Smith-Blair is to pay for a return, it will be charged to the account noted on the RMA. On material returned due to customer error, any original pre-paid and allowed outbound freight charge will be debited.
 - F. Smith-Blair reserves the right to decline any return material where it is not covered by warranty.
7. FREIGHT: Freight will be prepaid and allowed on all orders that meets the minimum requirement at the time of order placement. For orders that are less than the current minimum requirement net, shipping and handling will be charged to the customer. Shipping and handling will be added to shipments expedited at the customer's request. The policy is subject to change based on market conditions.
8. INSPECTION: Buyer shall have the right to inspect the goods upon their receipt. When delivery is to Buyer's site or a project site, Buyer shall notify Seller in writing of any freight damage of goods with this Agreement within five (5) business days from receipt by Buyer. These damages must be indicated on the signed bill of lading to be eligible for claim. For all other deliveries, Buyer shall notify Seller in writing of any nonconformity or shortage with this Agreement within fifteen (15) working days of receipt by Buyer. Failure to give such applicable notice shall constitute a waiver of Buyer's right to inspect and/or reject the goods for nonconformity and shall be equivalent to an irrevocable acceptance of the goods by the Buyer. Claims for loss of or damage to goods in transit when shipping on the Buyer's collect or third-party account must be made to the carrier directly, and not to the Seller.

Terms & Conditions

9. SERVICE CHARGE: All net orders below \$100 are subject to a \$20 service charge.
10. CANCELLATION CHARGES: May be applied to an order for the amount of work performed at the time of cancellation.
11. Smith-Blair reserves the right to furnish substitutes for materials which cannot be reasonably obtained because of any restrictions, voluntarily or compulsorily established by, or in connection with, any governmental authority.
12. United States law prohibits disposition of these products to certain countries unless otherwise authorized by the United States government. Contact the Office of Foreign Asset Controls of the U.S. Department of the Treasury at www.treas.gov/offices/enforcement/ofac or 202-622-2000 for more information

RESTRAINTS



EZWS STRAIGHT SEAL AND RESTRAINT Couplings



NOMINAL SIZE (IN.)	PIPE SIZE		CATALOG NUMBER	WITH LOW ALLOY BOLTS & NUTS	WITH 304 STAINLESS STEEL BOLTS & NUTS	APPROX. WEIGHT EACH LBS.
	NOMINAL O.D.			LIST PRICE	-031 LIST PRICE	
2	2.38		EZWS00023802003	\$198.72	\$222.71	14
3	3.50		EZWS00035002003	253.81	333.51	18
3	3.80		EZWS00038002003	293.27	328.55	22
4	4.50		EZWS00045002003	347.84	392.14	22
4	4.80		EZWS00048002003	353.90	398.21	26
6	6.63		EZWS00066302003	435.49	501.95	34
6	6.90		EZWS00069002003	549.05	615.51	43
8	8.63		EZWS00086302003	738.68	805.14	58
8	9.05		EZWS00090502003	755.21	821.68	68
12	12.75		EZWS00127502003	1135.58	1268.51	120
12	13.20		EZWS00132002003	1152.11	1285.04	150

*A properly sized stiffener must be used for PE connections

EZWR REDUCING SEAL AND RESTRAINT Couplings



NOMINAL SIZE (IN.)	PIPE SIZE		CATALOG NUMBER	WITH LOW ALLOY BOLTS & NUTS	WITH 304 STAINLESS STEEL BOLTS & NUTS	APPROX. WEIGHT EACH LBS.
	SIZE A	SIZE B		LIST PRICE	-031 LIST PRICE	
3 to 3	3.80	3.50	EZWR03800350203	\$298.23	\$334.06	22
4 to 4	4.80	4.50	EZWR04800450203	363.83	408.14	23
6 to 4	6.63	4.50	EZWR06630450203	479.59	546.05	35
6 to 4	6.90	4.80	EZWR06900480203	578.81	645.28	43
6 to 6	6.90	6.63	EZWR06900663203	545.74	612.20	43
6OS to 6	7.10	6.90	EZWR07100690203	639.35	705.81	43
8 to 6	8.63	6.63	EZWR08630663203	749.70	838.32	60
8 to 6	9.05	6.90	EZWR09050690203	815.85	904.47	73
8 to 8	9.05	8.63	EZWR09050863203	832.39	921.01	63
8OS to 8	9.30	9.05	EZWR09300905203	904.17	992.78	68
12 to 12	13.20	12.75	EZWR13201275203	1190.70	1334.03	150

RESTRAINTS



EZW SEAL AND RESTRAINT Line Caps

NOMINAL SIZE (IN.)	PIPE SIZE	LINE CAP CATALOG NUMBER	WITH LOW ALLOY BOLTS & NUTS	WITH 304 STAINLESS STEEL BOLTS & NUTS	APPROX. WEIGHT EACH LBS.
	NOMINAL O.D.		LIST PRICE	-031 LIST PRICE	
2	2.38	EZWC02380508003	\$148.84	\$166.48	14
3	3.80	EZWC03800508003	222.71	249.17	19
4	4.50	EZWC04500508003	259.09	303.40	24
4	4.80	EZWC04800514003	267.91	312.22	32
6	6.63	EZWC06630514003	347.29	413.75	52
6	6.90	EZWC06900514003	396.90	463.37	52
6OS	7.10	EZWC07100514003	476.28	534.71	55
8	8.63	EZWC08630514003	553.46	642.08	58
8	9.05	EZWC09050514003	567.79	656.41	63
8OS	9.30	EZWC09300514003	681.35	766.24	63
12	12.75	EZWC12750514003	904.05	1008.79	124
12	13.20	EZWC13200514003	915.08	1024.22	127



EZW MAXI-GRIP EZW FLANGED COUPLING ADAPTERS



Nominal Pipe Size in.	Pipe O.D.	Catalog Number	WITH LOW ALLOY BOLTS & NUTS	WITH 304 STAINLESS STEEL BOLTS & NUTS	Approx. Weight lbs.
			LIST PRICE	LIST PRICE -031	
2	2.38	EZWF02380202003	\$249.72	\$280.04	17
3	3.80	EZWF03800302003	295.47	330.75	25
4	4.50	EZWF04500402003	325.24	369.55	35
4	4.80	EZWF04800402003	336.26	380.57	35
6	6.63	EZWF06630602003	463.05	529.52	48
6	6.90	EZWF06900602003	485.10	551.57	54
6	7.10	EZWF07100602003	555.66	622.91	54
8	8.63	EZWF08630802003	650.48	739.10	73
8	9.05	EZWF09050802003	659.30	747.92	76
8	9.30	EZWF09300802003	810.34	909.56	76
12	12.75	EZWF12750122003	964.69	1080.45	131
12	13.20	EZWF13201202003	1069.43	1197.32	132

RESTRAINTS



471 PIPE-LOCK STRAIGHT RESTRAINT SLEEVE Couplings For Ductile Iron X Ductile Iron



Nominal Size Inches	O.D. Inches	Catalog Number	Sleeve Thickness Inches	Sleeve Length Inches	Studs			List Price Each	Approx. Wt. Each Lbs.
					No.	Diameter Inches	Length Inches		
3	3.96	471-00000396-203	0.25	7	4	0.63	16	\$253.42	29
4	4.80	471-00000480-203	0.25	7	4	0.75	18	253.42	35
6	6.90	471-00000690-203	0.25	7	6	0.75	18	279.38	52
6	6.90	471-00000690-303	0.25	10	6	0.75	20	470.94	60
8	9.05	471-00000905-203	0.25	7	6	0.75	18	402.23	61
8	9.05	471-00000905-303	0.25	10	6	0.75	20	612.38	70
10	11.10	471-00001110-203	0.25	7	8	0.75	18	542.91	90
10	11.10	471-00001110-303	0.25	10	8	0.75	20	853.49	102
12	13.20	471-00001320-203	0.25	7	8	0.75	18	728.19	110
12	13.20	471-00001320-303	0.25	10	8	0.75	20	1037.20	122
14	15.30	471-00001530-203	0.25	7	10	0.75	18	887.75	139
14	15.30	471-00001530-303	0.25	10	10	0.75	20	1301.36	154
16	17.40	471-00001740-203	0.25	7	12	0.75	18	1115.32	168
16	17.40	471-00001740-303	0.25	10	12	0.75	20	1593.27	186
18	19.50	471-00001950-203	0.25	7	12	0.75	18	1524.36	184
18	19.50	471-00001950-303	0.25	10	12	0.75	20	2143.19	203
20	21.60	471-00002160-203	0.25	7	14	0.75	18	1789.44	212
20	21.60	471-00002160-303	0.25	10	14	0.75	20	2345.41	233
24	25.80	471-00002580-203	0.25	7	16	0.75	18	2350.08	266
24	25.80	471-00002580-303	0.25	10	16	0.75	20	3099.42	291
30	32.00	471-00003200-303	0.25	10	20	1.00	30	5957.49	644
30	32.00	471-00003200-503	0.25	16	20	1.00	36	6756.65	787
36	38.30	471-00003830-303	0.25	10	24	1.00	30	7452.31	813
36	38.30	471-00003830-503	0.25	16	24	1.00	36	9002.06	986
42	44.50	471-00004450-303	0.25	10	28	1.25	30	11309.87	1,263
42	44.50	471-00004450-503	0.25	16	28	1.25	36	12249.20	1,464
48	50.80	471-00005080-303	0.25	10	32	1.25	30	14906.23	1,464
48	50.80	471-00005080-503	0.25	16	32	1.25	36	17143.67	1,694

RESTRAINTS



472 PIPE-LOCK STRAIGHT RESTRAINT SLEEVE Couplings For PVC X PVC

Nominal Size Inches	O.D. Inches	Catalog Number	Sleeve Thickness Inches	Sleeve Length Inches	Studs			List Price Each	Approx. Wt. Each Lbs.
					No.	Diameter Inches	Length Inches		
3	3.50	472-00000350-203	0.25	7	4	0.63	16	\$273.62	29
4	*4.50-4.80 X *4.50-4.80	472-00000480-243	0.25	7	4	0.75	18	255.30	36
4	4.50	472-00000450-203	0.25	7	4	0.75	18	256.71	36
4	4.80	472-00000480-203	0.25	7	4	0.75	18	251.76	36
6	*6.63-6.90 X *6.63-6.90	472-00000690-243	0.25	7	6	0.75	18	304.70	60
6	*6.63-6.90 X *6.63-6.90	472-00000690-343	0.25	10	6	0.75	20	496.25	52
6	6.63	472-00000663-203	0.25	7	6	0.75	18	306.35	52
6	6.63	472-00000663-303	0.25	10	6	0.75	20	497.90	61
6	6.90	472-00000690-203	0.25	7	6	0.75	18	303.09	52
6	6.90	472-00000690-303	0.25	10	6	0.75	20	494.64	61
8	*8.63-9.05 X *8.63-9.05	472-00000905-243	0.25	7	6	0.75	18	440.93	62
8	*8.63-9.05 X *8.63-9.05	472-00000905-343	0.25	10	6	0.75	20	651.07	71
8	8.63	472-00000863-203	0.25	7	6	0.75	18	444.18	62
8	8.63	472-00000863-303	0.25	10	6	0.75	20	654.34	71
8	9.05	472-00000905-203	0.25	7	6	0.75	18	431.81	62
8	9.05	472-00000905-303	0.25	10	6	0.75	20	641.95	71
10	*10.75-11.10 X *10.75-11.10	472-00001110-243	0.25	7	8	0.75	18	661.87	92
10	*10.75-11.10 X *10.75-11.10	472-00001110-343	0.25	10	8	0.75	20	972.44	103
10	10.75	472-00001075-203	0.25	7	8	0.75	18	672.65	92
10	10.75	472-00001075-303	0.25	10	8	0.75	20	983.24	103
10	11.10	472-00001110-203	0.25	7	8	0.75	18	652.53	92
10	11.10	472-00001110-303	0.25	10	8	0.75	20	963.11	103
12	*12.75-13.20 X *12.75-13.20	472-00001320-243	0.25	7	8	0.75	18	774.71	110
12	*12.75-13.20 X *12.75-13.20	472-00001320-343	0.25	10	8	0.75	20	1083.72	110
12	12.75	472-00001275-203	0.25	7	8	0.75	18	792.51	114
12	12.75	472-00001275-303	0.25	10	8	0.75	20	1101.52	125
12	13.20	472-00001320-203	0.25	7	8	0.75	18	763.73	125
12	13.20	472-00001320-303	0.25	10	8	0.75	20	1072.74	114
14	15.30	472-00001530-203	0.25	7	10	0.75	18	1034.66	142
14	15.30	472-00001530-303	0.25	10	10	0.75	20	1448.28	157
16	17.40	472-00001740-203	0.25	7	12	0.75	18	1283.87	190
16	17.40	472-00001740-303	0.25	10	12	0.75	20	1761.80	190
18	19.50	472-00001950-203	0.25	7	12	0.75	18	1645.65	190
18	19.50	472-00001950-303	0.25	10	12	0.75	20	2075.52	208
20	21.60	472-00002160-203	0.25	7	14	0.75	18	1930.23	218
20	21.60	472-00002160-303	0.25	10	14	0.75	20	2486.18	240
24	25.80	472-00002580-203	0.25	7	16	0.75	18	2490.19	272
24	25.80	472-00002580-303	0.25	10	16	0.75	20	3239.53	297
30	32.00	472-00003200-303	0.25	10	20	1.00	30	6294.49	650
30	32.00	472-00003200-503	0.25	16	20	1.00	36	7093.17	793
36	38.30	472-00003830-203	0.25	10	24	1.00	30	7954.29	821
36	38.30	472-00003830-503	0.25	16	24	1.00	36	9532.57	993

RESTRAINTS



473 PIPE-LOCK STRAIGHT RESTRAINT SLEEVE COUPLINGS For PVC X Ductile Iron



Nominal Size Inches	O.D. Inches		Catalog Number	Sleeve Thickness Inches	Sleeve Length Inches	Studs			List Price Each	Approx. Wt. Each Lbs.
	PVC	DI				No.	Diameter Inches	Length Inches		
3	3.50	3.96	473-03500396-203	0.25	7	4	0.63	16	\$263.52	29
4	*4.50-4.80	4.80	473-04800480-243	0.25	7	4	0.75	18	244.28	36
4	4.50	4.80	473-04500480-203	0.25	7	4	0.75	18	245.00	36
4	4.80	4.80	473-04800480-203	0.25	7	4	0.75	18	242.52	36
6	*6.63-6.90	6.90	473-06900690-243	0.25	7	6	0.75	18	292.04	52
6	*6.63-6.90	6.90	473-06900690-343	0.25	10	6	0.75	20	483.59	61
6	6.63	6.90	473-06630690-203	0.25	7	6	0.75	18	293.70	52
6	6.90	6.90	473-06900690-303	0.25	10	6	0.75	20	481.98	60
8	*8.63-9.05	9.05	473-09050905-243	0.25	7	6	0.75	18	421.59	62
8	*8.63-9.05	9.05	473-09050905-343	0.25	10	6	0.75	20	631.73	70
8	8.63	9.05	473-08630905-203	0.25	7	6	0.75	18	423.21	61
8	9.05	9.05	473-09050905-303	0.25	10	6	0.75	20	627.17	70
10	*10.75-11.10	11.10	473-11101110-243	0.25	7	8	0.75	18	602.39	103
10	*10.75-11.10	11.10	473-11101110-343	0.25	10	8	0.75	20	912.96	101
10	10.75	11.10	473-10751110-203	0.25	7	8	0.75	18	607.78	90
10	10.75	11.10	473-10751110-303	0.25	10	8	0.75	20	918.36	101
10	11.10	11.10	473-11101110-203	0.25	7	8	0.75	18	597.72	90
10	11.10	11.10	473-11101110-303	0.25	10	8	0.75	20	908.29	101
12	*12.75-13.20	13.20	473-13201320-243	0.25	7	8	0.75	18	751.44	110
12	*12.75-13.20	13.20	473-13201320-343	0.25	10	8	0.75	20	1060.46	125
12	12.75	13.20	473-12751320-203	0.25	7	8	0.75	18	760.35	111
12	12.75	13.20	473-12751320-303	0.25	10	8	0.75	20	1069.36	123
12	13.20	13.20	473-13201320-203	0.25	7	8	0.75	18	745.96	111
12	13.20	13.20	473-13201320-303	0.25	10	8	0.75	20	1054.96	123
14	15.30	15.30	473-15301530-203	0.25	7	10	0.75	18	961.21	141
14	15.30	15.30	473-15301530-303	0.25	10	10	0.75	20	1374.82	156
16	17.40	17.40	473-17401740-203	0.25	7	12	0.75	18	1199.58	170
16	17.40	17.40	473-17401740-303	0.25	10	12	0.75	20	1677.53	187
18	19.50	19.50	473-19501950-203	0.25	7	12	0.75	18	1585.01	187
18	19.50	19.50	473-19501950-303	0.25	10	12	0.75	20	2014.88	206
20	21.60	21.60	473-21602160-203	0.25	7	14	0.75	18	1859.83	215
20	21.60	21.60	473-21602160-303	0.25	10	14	0.75	20	2415.79	236
24	25.80	25.80	473-25802580-203	0.25	7	16	0.75	18	2420.13	269
24	25.80	25.80	473-25802580-303	0.25	10	16	0.75	20	3169.48	294
30	32.00	32.00	473-32003200-303	0.25	10	20	1.00	30	6158.70	647
30	32.00	32.00	473-32003200-503	0.25	16	20	1.00	36	6957.38	790
36	38.30	38.30	473-38303830-203	0.25	10	24	1.00	30	7669.58	817
36	38.30	38.30	473-38303830-503	0.25	16	24	1.00	36	9219.32	989

RESTRAINTS



477 PIPE-LOCK STRAIGHT RESTRAINT Sleeves



Nominal Size Inches	Catalog Number	Sleeve Thickness Inches	Sleeve Length Inches	List Price Each	Approx. Wt. Each Lbs.
3	477-00030003-200D	0.25	7	\$80.58	9
4	477-00040004-200D	0.25	7	106.64	12
6	477-00060006-200D	0.25	7	123.98	16
6	477-00060006-300D	0.25	10	161.19	21
8	477-00080008-200D	0.25	7	192.18	21
8	477-00080008-300D	0.25	10	247.97	27
10	477-00100010-200D	0.25	7	250.45	25
10	477-00100010-300D	0.25	10	353.34	33
12	477-00120012-200D	0.25	7	338.47	29
12	477-00120012-300D	0.25	10	442.61	36
14	477-00140014-200D	0.25	7	368.40	34
14	477-00140014-300D	0.25	10	526.63	44
16	477-00160016-200D	0.25	7	429.80	38
16	477-00160016-300D	0.25	10	601.86	50
18	477-00180018-200D	0.25	7	623.45	42
18	477-00180018-300D	0.25	10	747.43	56
20	477-00200020-200D	0.25	7	695.48	47
20	477-00200020-300D	0.25	10	895.03	62
24	477-00240024-200D	0.25	7	1062.71	55
24	477-00240024-300D	0.25	10	1405.12	80
30	477-00300030-200D	0.25	10	2460.74	90
30	477-00300030-300D	0.25	16	3188.10	95
36	477-00360036-200D	0.25	10	3022.79	153
36	477-00360036-300D	0.25	16	4486.95	159
42	477-00420042-200D	0.25	10	4723.11	180
42	477-00420042-300D	0.25	16	5667.73	184
48	477-00480048-200D	0.25	10	6612.35	205
48	477-00480048-300D	0.25	16	8855.84	210

470 - Series Reducing Couplings Available. Please contact Smith-Blair for information.

474 - Reducing— Ductile Iron X Ductile Iron Example: 474— 50.80 X 32.00

475 - Reducing— PVC X PVC Example: 475—38.30 X 25.80

476 - Reducing—PVC X Ductile Iron Example: 476—10.75 X 6.90



907 RESTRAINT PLATES (Three Hole Triangular of Carbon Steel)



FLANGE SIZE INCHES	RECOMMENDED TIE-ROD QUANTITY MAXIMUM PRESSURE					"T" = LUG THICKNESS INCHES	TIE-ROD SIZE INCHES	"D" = LUG DIAMETER INCHES	CATALOG NUMBER EACH LUG	List Price		APPROX. WEIGHT LBS.
	50	100	150	200	250					EPOXY COATED	BARE	
										000	-001	
4	2	2	2	2	2	0.50	0.63	6.19	907-04000001	\$64.95	\$61.39	2
6	2	2	2	2	2	0.50	0.63	7.43	907-06000001	64.95	61.39	3
8	2	2	2	2	2	0.50	0.63	10.25	907-08000001	64.95	61.39	4
10	2	2	2	3	3	0.63	0.63	12.50	907-10000101	76.76	73.21	5
12	2	2	3	3	4	0.63	0.63	15.25	907-12000101	76.76	73.21	6
14	2	2	3	3	4	0.75	0.75	16.75	907-14000202	90.92	87.37	6
16	2	2	2	2	3	0.75	1.00	19.25	907-16000204	93.28	89.74	7
18	2	2	2	3	4	1.00	1.00	20.62	907-18000404	129.89	126.35	9
20	2	2	3	3	4	1.00	1.00	22.88	907-20000404	129.89	126.35	10
24	2	2	2	3	4	1.00	1.25	27.12	907-24000406	135.80	133.42	11
30	2	2	3	4	6	1.25	1.25	33.62	907-30000606	206.64	203.09	14
36	2	3	5	6	8	1.25	1.25	40.00	907-36000606	206.64	203.09	16
42	2	4	6	8	10	1.25	1.25	46.75	907-42000606	206.64	203.09	20
48	2	4	6	8	9	1.50	1.50	53.25	907-48000808	295.20	291.66	22

ASTM A36 or ASTM A283 Grade C.

Other materials, coatings, thicknesses and rod size combinations available upon request.

Note 1: CAUTION: Check lug diameter for clearance over the flange hub. Some threaded flanges have large diameter hubs which may cause interference. Note 2: It is recommended that the Tie Rods be symmetrically spaced around the flange bolt circle.

Part number example: 24 inch flange = 907-24000406-000.

TIE RODS AND NUTS (Recommended for use with 907 Restraint plates)

Recommended for use with Smith-Blair 907 Restraint Plates.

TIE ROD AND NUT SETS ALLOY STEEL ALL THREAD SET = 1 ROD AND 4 NUTS						
Size UNC	18"		24"		30"	
	Catalog Number	List Price	Catalog Number	List Price	Catalog Number	List Price
5/8	101-00090040-404	\$21.18	101-00090874-404	\$22.92	101-00090684-404	\$26.24
3/4	101-00090720-404	26.67	101-00090857-404	35.85	101-00090858-404	42.03
1	101-00090739-404	61.16	101-00090480-404	70.12	101-00090862-404	79.12
1 1/4	101-00090865-404	98.46	101-00090866-404	112.91	101-00090867-404	126.74
1 1/2	101-00090870-404	120.89	101-00090721-404	143.04	101-00090871-404	164.52

TIE ROD AND NUT SETS ALLOY STEEL ALL THREAD SET = 1 ROD AND 4 NUTS						
Size UNC	36"		42"		48"	
	Catalog Number	List Price	Catalog Number	List Price	Catalog Number	List Price
5/8	101-00090541-404	\$31.35	101-00090855-404	\$36.80	101-00090856-404	\$39.33
3/4	101-00090859-404	48.153	101-00090860-404	54.34	101-00090861-404	60.47
1	101-00090852-404	87.885	101-00090863-404	97.17	101-00090864-404	105.82
1 1/4	101-00090828-404	141.75	101-00090868-404	156.20	101-00090869-404	170.53
1 1/2	101-00090872-404	186.1125	101-00090873-404	207.26	101-00090407-404	226.43

Standard Material

Rods - Alloy steel per ASTM A193 Grade B7

Nuts - Low alloy steel heavy hex per ANSI A21.11 AWWA C 111 Other rod materials and rod size combinations available upon request.

RESTRAINTS



911 FLANGE-LOCK MJ COUPLING ADAPTERS FOR DI AND STEEL With Cam-Lock Joint Restraints (Class D Flanges)



Nominal Size Inches	O.D. Inches	Nominal Flange Inches	Catalog Number	List Price Each	Approx. Wt. Lbs.
3	3.96	3	911-03960300-000	\$250.98	25
4	4.80	4	911-04800400-000	328.88	37
6	6.90	6	911-06900600-000	434.69	49
8	9.05	8	911-09050800-000	464.05	62
10	11.10	10	911-11101000-000	777.35	85
12	13.20	12	911-13201200-000	1038.03	112
14	15.30	14	911-15301400-000	1172.54	134
16	17.40	16	911-17401600-000	1413.96	163
18	19.50	18	911-19501800-000	1597.03	176
20	21.60	20	911-21602000-000	1970.80	206
24	25.80	24	911-25802400-000	2432.50	264
30	32.00	30	911-32003000-000	5667.73	563
36	38.30	36	911-38303600-000	7816.75	749
42	44.50	42	911-44504200-000	11418.12	1091
48	50.80	48	911-50804800-000	16306.54	1272

911, 920 and 923 - Flexi-Coat Epoxy Coating. 911 Restraint FCA for DI and Carbon Steel (3"-12")*** Pipe - Class D Flange**

RESTRAINTS



920 FLANGE-LOCK RESTRAINED FLANGE COUPLING ADAPTERS For PVC Pipe (Class D Flanges)



Nominal Size Inches	O.D. Range Inches	Nominal Flange Inches	Catalog Number	List Price Each	Approx. Wt. Lbs.
3	3.50	3	920-03500300-000	\$257.90	26
4	*4.50-4.80	4	920-04800400-100	332.76	35
4	4.50	4	920-04500400-000	334.10	35
4	4.80	4	920-04800400-000	331.68	35
6	*6.63-6.90	6	920-06900600-100	437.50	49
6	6.63	6	920-06630600-000	439.92	49
6	6.90	6	920-06900600-000	439.92	49
8	*8.63-9.05	8	920-09050800-100	469.84	62
8	8.63	8	920-08630800-000	472.71	62
8	9.05	8	920-09050800-000	466.63	62
10	*10.75-11.10	10	920-11101000-100	784.67	86
10	10.75	10	920-10751000-000	799.22	86
10	11.10	10	920-11101000-000	781.57	86
12	*12.75-13.20	12	920-13201200-100	1042.35	113
12	12.75	12	920-12751200-000	1054.57	113
12	13.20	12	920-13201200-000	1054.41	130
14	15.30	14	920-15301400-000	1246.11	136
16	17.40	16	920-17401600-000	1506.14	165
18	19.50	18	920-19501800-000	1660.10	178
20	21.60	20	920-21602000-000	2049.02	209
24	25.80	24	920-25802400-000	2500.54	268
30	32.00	30	920-32003000-000	5903.89	566
36	38.30	36	920-38303600-000	8041.10	752

911, 920 and 923 - Flexi-Coat Epoxy Coating (Continued) 920 Restraint FCA for PVC Pipe - Class D Flange**

*Utilizes Mult-Seal Gasket.



923 FLANGE-LOCK FLANGED COUPLING ADAPTER BODIES



923 FCA-Body Only-works with either 111 or 120 Cam Lock™ - Class D Flange**

Nominal Size Inches	O.D. Range Inches	Nominal Flange Inches	Catalog Number	List Price Each	Approx. Wt. Each Lbs.
3	3.50-3.96	3	923-00000300-000	\$186.54	38
4	4.50-4.80	4	923-00000400-000	252.68	49
6	6.63-6.90	6	923-00000600-000	328.99	55
8	8.63-9.05	8	923-00000800-000	342.08	60
10	10.75-11.10	10	923-00001000-000	582.47	69
12	13.20	12	923-00001200-000	864.44	73
14	15.30	14	923-00001400-000	922.04	80
16	17.40	16	923-00001600-000	1103.70	97
18	19.50	18	923-00001800-000	1173.43	104
20	21.60	20	923-00002000-000	1458.44	122
24	25.80	24	923-00002400-000	1817.32	157
30	32.00	30	923-00003000-000	3795.36	275
36	38.30	36	923-00003600-000	5376.76	383
42	44.50	42	923-00004200-000	7836.72	506
48	50.80	48	923-00004800-000	11667.21	593

Other sleeve lengths available. Reducing styles available.

**300 lb. flange, metric and other flanges available.

REPAIR CLAMPS



221 FULL CIRCLE REPAIR CLAMPS Single Band, Low Pressure (5"width only)

Nominal Size Inches	O.D. Range Inches	Width Inches	With Low Alloy Bolts & Nuts		With 304 Stainless Steel Bolts & Nuts		Approx. Weight lbs.
			Catalog Number	List Price	Catalog Number	List Price	
2	2.35 - 2.63	5	221-00023805-000	\$99.34	221-00023805-001	\$124.46	6
2 1/4-2 1/2	2.70 - 3.00	5	221-00027505-000	106.98	221-00027505-001	132.13	6
3	2.97-3.25	5	221-00030005-000	109.89	221-00030005-001	135.00	6
3	3.46-3.70	5	221-00035005-000	111.88	221-00035005-001	136.89	7
3-4	3.73-4.00	5	221-00037505-000	115.74	221-00037505-001	140.72	7
3-4	3.96-4.25	5	221-00040005-000	117.32	221-00040005-001	143.84	7
4	4.45 - 4.73	5	221-00045005-000	118.80	221-00045005-001	144.64	7
4	4.74 - 5.14	5	221-00048005-000	120.26	221-00048005-001	145.16	7
4-5	4.95 - 5.35	5	221-00050005-000	121.72	221-00050005-001	146.67	7
4-5	5.22 - 5.62	5	221-00052505-000	123.24	221-00052505-001	148.19	7
6	5.95 - 6.35	5	221-00060005-000	124.70	221-00060005-001	149.63	8
6	6.56 - 6.96	5	221-00066305-000	127.46	221-00066305-001	152.29	8
6	6.84 - 7.24	5	221-00069005-000	131.53	221-00069005-001	156.35	8
6	7.05 - 7.45	5	221-00071005-000	138.67	221-00071005-001	160.73	8
6	7.45 - 7.85	5	221-00074505-000	141.96	221-00074505-001	166.70	8
8	7.95 - 8.35	5	221-00080005-000	147.00	221-00080005-001	171.63	8
8	8.54 - 8.94	5	221-00086305-000	152.88	221-00086305-001	177.48	9
8	8.99 - 9.39	5	221-00090505-000	158.80	221-00090505-001	183.30	9
8	9.27 - 9.67	5	221-00094005-000	166.39	221-00094005-001	190.86	9
8-10	9.70 - 10.10	5	221-00100005-000	180.22	221-00100005-001	204.46	9
8-10	10.10 - 10.50	5	221-00102005-000	193.99	221-00102005-001	218.19	9
10	10.64 - 11.04	5	221-00107505-000	207.75	221-00107505-001	231.80	10
10	11.04 - 11.44	5	221-00111005-000	214.60	221-00111005-001	238.57	10
10	11.34 - 11.74	5	221-00114005-000	217.07	221-00114005-001	240.98	10
10	11.75 - 12.15	5	221-00117505-000	219.26	221-00117505-001	243.19	10
10-12	12.00 - 12.40	5	221-00120005-000	222.98	221-00120005-001	245.71	10
12	12.62 - 13.02	5	221-00127505-000	230.22	221-00127505-001	254.00	10
12	13.10 - 13.50	5	221-00132005-000	237.97	221-00132005-001	261.63	10
12	13.40 - 13.80	5	221-00134005-000	239.89	221-00134005-001	263.56	10
12-14	13.70 - 14.10	5	221-00137005-000	243.89	221-00137005-001	267.54	11
12-14	14.00 - 14.40	5	221-00140005-000	247.92	221-00140005-001	271.51	11

REPAIR CLAMPS



226 FULL CIRCLE REPAIR CLAMPS Single Band

Nominal Size Inches	O.D. Range Inches	Width Inches	With Low Alloy Bolts & Nuts		With 304 Stainless Steel Bolts & Nuts		Approx Weight lbs.
			Catalog Number	List Price	Catalog Number	List Price	
2	2.35 - 2.63	7.5	226-00023807-000	\$108.73	226-00023807-001	\$139.70	9
		10	226-00023810-000	163.85	226-00023810-001	197.73	12
		13	226-00023812-000	192.99	226-00023812-001	228.12	15
		15	226-00023815-000	221.99	226-00023815-001	259.13	18
2 1/4-2 1/2	2.70 - 3.00	7.5	226-00027507-000	118.08	226-00027507-001	148.88	9
		10	226-00027510-000	174.87	226-00027510-001	208.85	12
		12.5	226-00027512-000	203.31	226-00027512-001	238.13	15
		15	226-00027515-000	237.88	226-00027515-001	273.71	18
3	2.97-3.25	7.5	226-00030007-000	126.14	226-00030007-001	157.38	10
		10	226-00030010-000	179.64	226-00030010-001	213.50	12
		12.5	226-00030012-000	209.64	226-00030012-001	244.98	15
		15	226-00030015-000	246.19	226-00030015-001	314.14	18
3	3.46 - 3.70	7.5	226-00035007-000	129.19	226-00035007-001	162.56	10
		10	226-00035010-000	182.82	226-00035010-001	218.69	13
		12.5	226-00035012-000	214.35	226-00035012-001	251.20	16
		15	226-00035015-000	254.47	226-00035015-001	290.14	18
3-4	3.73 - 4.00	7.5	226-00037507-000	132.34	226-00037507-001	165.56	9
		10	226-00037510-000	189.21	226-00037510-001	225.21	13
		12.5	226-00037512-000	220.58	226-00037512-001	261.39	16
		15	226-00037515-000	262.78	226-00037515-001	301.07	18
3-4	3.96 - 4.25	7.5	226-00040007-000	137.08	226-00040007-001	170.53	10
		10	226-00040010-000	195.46	226-00040010-001	231.78	13
		12.5	226-00040012-000	232.86	226-00040012-001	270.95	16
		15	226-00040015-000	271.07	226-00040015-001	309.27	18
4	4.45 - 4.73	7.5	226-00045007-000	141.90	226-00045007-001	175.74	10
		10	226-00045010-000	197.72	226-00045010-001	237.05	13
		12.5	226-00045012-000	239.58	226-00045012-001	278.10	17
		15	226-00045015-000	279.33	226-00045015-001	317.51	19
4	4.74 - 5.14	7.5	226-00048007-000	146.87	226-00048007-001	187.87	11
		10	226-00048010-000	198.61	226-00048010-001	258.58	15
		12.5	226-00048012-000	240.70	226-00048012-001	303.69	18
		15	226-00048015-000	290.36	226-00048015-001	374.61	21
		20	226-00048020-000	389.96	226-00048020-001	512.64	28
		25	226-00048025-000	489.58	226-00048025-001	636.57	35
		30	226-00048030-000	600.59	226-00048030-001	771.75	41
4-5	4.95 - 5.35	7.5	226-00050007-000	148.44	226-00050007-001	192.39	11
		10	226-00050010-000	201.39	226-00050010-001	262.52	14
		12.5	226-00050012-000	253.34	226-00050012-001	326.75	17
		15	226-00050015-000	293.19	226-00050015-001	380.27	21
		20	226-00050020-000	398.50	226-00050020-001	518.26	28
		25	226-00050025-000	498.12	226-00050025-001	642.19	35
		30	226-00050030-000	609.82	226-00050030-001	778.46	42

REPAIR CLAMPS



226 FULL CIRCLE REPAIR CLAMPS Single Band

Nominal Size Inches	O.D. Range Inches	Width Inches	With Low Alloy Bolts & Nuts		With 304 Stainless Steel Bolts & Nuts		Approx. Weight lbs.
			Catalog Number	List Price	Catalog Number	List Price	
4-5	5.22 - 5.62	7.5	226-00052507-000	\$150.31	226-00052507-001	\$194.67	11
		10	226-00052510-000	205.52	226-00052510-001	266.72	15
		12.5	226-00052512-000	259.02	226-00052512-001	332.36	18
		15	226-00052515-000	296.05	226-00052515-001	388.70	22
		20	226-00052520-000	406.98	226-00052520-001	523.90	29
		25	226-00052525-000	506.67	226-00052525-001	653.49	36
		30	226-00052530-000	612.00	226-00052530-001	784.58	43
6	5.95 - 6.35	7.5	226-00060007-000	154.34	226-00060007-001	212.40	11
		10	226-00060010-000	231.13	226-00060010-001	286.16	15
		12.5	226-00060012-000	268.13	226-00060012-001	338.03	18
		15	226-00060015-000	305.36	226-00060015-001	374.84	22
		20	226-00060020-000	466.92	226-00060020-001	561.90	30
		25	226-00060025-000	546.35	226-00060025-001	694.50	37
		30	226-00060030-000	655.47	226-00060030-001	829.38	45
6	6.56 - 6.96	7.5	226-00066307-000	169.59	226-00066307-001	214.10	12
		10	226-00066310-000	233.68	226-00066310-001	292.38	16
		12.5	226-00066312-000	273.25	226-00066312-001	347.55	19
		15	226-00066315-000	307.50	226-00066315-001	405.62	23
		20	226-00066320-000	460.35	226-00066320-001	585.89	31
		25	226-00066325-000	557.91	226-00066325-001	706.99	38
		30	226-00066330-000	663.23	226-00066330-001	839.35	45
6	6.84 - 7.24	7.5	226-00069007-000	173.33	226-00069007-001	218.88	12
		10	226-00069010-000	235.11	226-00069010-001	297.72	16
		12.5	226-00069012-000	277.24	226-00069012-001	352.08	20
		15	226-00069015-000	322.18	226-00069015-001	410.57	23
		20	226-00069020-000	466.84	226-00069020-001	591.55	31
		25	226-00069025-000	569.30	226-00069025-001	718.25	38
		30	226-00069030-000	680.28	226-00069030-001	856.25	46
6	7.05 - 7.45	7.5	226-00071007-000	175.94	226-00071007-001	221.97	12
		10	226-00071010-000	237.66	226-00071010-001	301.38	16
		12.5	226-00071012-000	281.78	226-00071012-001	357.77	20
		15	226-00071015-000	326.37	226-00071015-001	402.71	23
		20	226-00071020-000	475.37	226-00071020-001	605.61	31
		25	226-00071025-000	575.02	226-00071025-001	723.88	39
		30	226-00071030-000	685.98	226-00071030-001	861.86	47
6	7.45 - 7.85	7.5	226-00074507-000	180.46	226-00074507-001	226.23	13
		10	226-00074510-000	244.82	226-00074510-001	307.01	16
		12.5	226-00074512-000	289.79	226-00074512-001	366.16	20
		15	226-00074515-000	334.72	226-00074515-001	418.75	24
		20	226-00074520-000	489.55	226-00074520-001	614.03	32
		25	226-00074525-000	586.37	226-00074525-001	744.98	40
		30	226-00074530-000	694.53	226-00074530-001	873.20	48

REPAIR CLAMPS



226 FULL CIRCLE REPAIR CLAMPS Single Band

Nominal Size Inches	O.D. Range Inches	Width Inches	With Low Alloy Bolts & Nuts		With 304 Stainless Steel Bolts & Nuts		Approx. Weight lbs.
			Catalog Number	List Price	Catalog Number	List Price	
8	7.95 - 8.35	7.5	226-00080007-000	\$191.97	226-00080007-001	\$239.06	13
		10	226-00080010-000	259.2975	226-00080010-001	324.324	16
		12.5	226-00080012-000	307.461	226-00080012-001	384.5625	21
		15	226-00080015-000	355.761	226-00080015-001	447.8355	25
		20	226-00080020-000	516.222	226-00080020-001	642.8415	33
		25	226-00080025-000	617.7465	226-00080025-001	771.981	35
		30	226-00080030-000	730.779	226-00080030-001	912.6075	49
8	8.54 - 8.94	7.5	226-00086307-000	200.9595	226-00086307-001	249.648	13
		10	226-00086310-000	270.6165	226-00086310-001	335.769	17
		12.5	226-00086312-000	322.203	226-00086312-001	401.7615	21
		15	226-00086315-000	384.279	226-00086315-001	476.028	26
		20	226-00086320-000	539.4585	226-00086320-001	665.805	34
		25	226-00086325-000	640.9725	226-00086325-001	797.79	43
		30	226-00086330-000	751.0755	226-00086330-001	970.0005	51
8	8.99 - 9.39	7.5	226-00090507-000	207.3645	226-00090507-001	255.3915	13
		10	226-00090510-000	274.3755	226-00090510-001	338.6355	18
		12.5	226-00090512-000	332.052	226-00090512-001	410.424	22
		15	226-00090515-000	395.6715	226-00090515-001	492.933	26
		20	226-00090520-000	548.1525	226-00090520-001	677.3025	34
		25	226-00090525-000	655.473	226-00090525-001	809.2665	43
		30	226-00090530-000	771.4875	226-00090530-001	987.1995	51
8	9.27 - 9.67	7.5	226-00094007-000	211.9425	226-00094007-001	261.1875	13
		10	226-00094010-000	285.1065	226-00094010-001	350.1225	17
		12.5	226-00094012-000	339.3495	226-00094012-001	419.013	22
		15	226-00094015-000	401.352	226-00094015-001	500.8185	26
		20	226-00094020-000	568.3965	226-00094020-001	697.347	34
		25	226-00094025-000	669.9315	226-00094025-001	823.704	44
		30	226-00094030-000	797.5275	226-00094030-001	1001.5845	52
8-10	9.70 - 10.10	7.5	226-00100007-000	226.0965	226-00100007-001	271.0575	14
		10	226-00100010-000	309.582	226-00100010-001	372.0045	18
		12.5	226-00100012-000	368.718	226-00100012-001	438.5115	22
		15	226-00100015-000	451.1115	226-00100015-001	539.406	27
		20	226-00100020-000	604.2015	226-00100020-001	720.1005	35
		25	226-00100025-000	657.93	226-00100025-001	823.7565	44
		30	226-00100030-000	899.5665	226-00100030-001	1076.2395	53
10	10.64 - 11.04	7.5	226-00107507-000	247.0965	226-00107507-001	281.694	14
		10	226-00107510-000	330.2985	226-00107510-001	390.6	19
		12.5	226-00107512-000	384.048	226-00107512-001	462.3465	23
		15	226-00107515-000	491.3895	226-00107515-001	584.6085	27
		20	226-00107520-000	657.9405	226-00107520-001	781.2105	36
		25	226-00107525-000	719.7015	226-00107525-001	908.796	45
		30	226-00107530-000	982.821	226-00107530-001	1163.841	55

REPAIR CLAMPS



226 FULL CIRCLE REPAIR CLAMPS Single Band

Nominal Size Inches	O.D. Range Inches	Width Inches	With Low Alloy Bolts & Nuts		With 304 Stainless Steel Bolts & Nuts		Approx Weight lbs.
			Catalog Number	List Price	Catalog Number	List Price	
10	11.04 - 11.44	7.5	226-00111007-000	\$252.39	226-00111007-001	\$294.93	14
		10	226-00111010-000	341.01	226-00111010-001	395.92	19
		12.5	226-00111012-000	392.04	226-00111012-001	470.33	23
		15	226-00111015-000	494.08	226-00111015-001	595.16	28
		20	226-00111020-000	660.56	226-00111020-001	802.52	37
		25	226-00111025-000	741.12	226-00111025-001	956.62	46
		30	226-00111030-000	1004.25	226-00111030-001	1190.43	55
10	11.34 - 11.74	7.5	226-00114007-000	252.39	226-00114007-001	300.31	15
		10	226-00114010-000	349.08	226-00114010-001	403.94	19
		12.5	226-00114012-000	408.17	226-00114012-001	480.93	24
		15	226-00114015-000	504.85	226-00114015-001	621.79	28
		20	226-00114020-000	684.77	226-00114020-001	813.13	38
		25	226-00114025-000	765.35	226-00114025-001	983.18	47
		30	226-00114030-000	1009.70	226-00114030-001	1193.14	57
10	11.75 - 12.15	7.5	226-00117507-000	257.75	226-00117507-001	305.58	15
		10	226-00117510-000	351.77	226-00117510-001	406.54	20
		12.5	226-00117512-000	416.25	226-00117512-001	491.63	24
		15	226-00117515-000	522.55	226-00117515-001	627.11	28
		20	226-00117520-000	692.80	226-00117520-001	821.10	38
		25	226-00117525-000	800.19	226-00117525-001	1012.41	48
		30	226-00117530-000	1033.85	226-00117530-001	1195.75	57
10-12	12.00 - 12.40	7.5	226-00120007-000	263.13	226-00120007-001	310.86	15
		10	226-00120010-000	354.46	226-00120010-001	417.19	20
		12.5	226-00120012-000	445.54	226-00120012-001	499.59	25
		15	226-00120015-000	526.37	226-00120015-001	826.42	29
		20	226-00120020-000	700.84	226-00120020-001	826.42	39
		25	226-00120025-000	821.73	226-00120025-001	1025.70	49
		30	226-00120030-000	1044.65	226-00120030-001	1201.07	59
12	12.62 - 13.02	7.5	226-00127507-000	276.59	226-00127507-001	326.85	16
		10	226-00127510-000	362.52	226-00127510-001	430.50	20
		12.5	226-00127512-000	451.86	226-00127512-001	523.46	25
		15	226-00127515-000	553.19	226-00127515-001	640.40	29
		20	226-00127520-000	727.68	226-00127520-001	850.29	39
		25	226-00127525-000	864.71	226-00127525-001	1062.89	50
		30	226-00127530-000	1109.03	226-00127530-001	1270.15	60
12	13.10-13.50	7.5	226-00132007-000	284.67	226-00132007-001	332.20	17
		10	226-00132010-000	378.61	226-00132010-001	443.76	21
		12.5	226-00132012-000	458.15	226-00132012-001	539.41	25
		15	226-00132015-000	569.30	226-00132015-001	661.65	29
		20	226-00132020-000	751.93	226-00132020-001	879.53	40
		25	226-00132025-000	878.12	226-00132025-001	1094.77	51
		30	226-00132030-000	1138.58	226-00132030-001	1286.08	61

REPAIR CLAMPS



226 FULL CIRCLE REPAIR CLAMPS Single Band

Nominal Size Inches	O.D. Range Inches	Width Inches	With Low Alloy Bolts & Nuts		With 304 Stainless Steel Bolts & Nuts		Approx. Weightlbs.
			Catalog Number	List Price	Catalog Number	List Price	
12	13.40 - 13.80	7.5	226-00134007-000	\$290.02	226-00134007-001	\$334.79	18
		10	226-00134010-000	381.30	226-00134010-001	449.10	21
		12.5	226-00134012-000	461.87	226-00134012-001	547.41	27
		15	226-00134015-000	577.34	226-00134015-001	669.65	32
		20	226-00134020-000	757.25	226-00134020-001	890.20	42
		25	226-00134025-000	896.90	226-00134025-001	1105.38	53
		30	226-00134030-000	1154.67	226-00134030-001	1302.05	64
12-14	13.70 - 14.10	7.5	226-00137007-000	295.38	226-00137007-001	345.43	18
		10	226-00137010-000	386.72	226-00137010-001	454.40	22
		12.5	226-00137012-000	469.94	226-00137012-001	563.33	28
		15	226-00137015-000	588.12	226-00137015-001	690.88	34
		20	226-00137020-000	773.33	226-00137020-001	903.47	45
		25	226-00137025-000	918.39	226-00137025-001	1116.07	56
		30	226-00137030-000	1176.15	226-00137030-001	1312.72	67
12-14	14.00 - 14.40	7.5	226-00140007-000	300.79	226-00140007-001	356.10	19
		10	226-00140010-000	392.05	226-00140010-001	465.01	23
		12.5	226-00140012-000	477.96	226-00140012-001	568.66	29
		15	226-00140015-000	596.13	226-00140015-001	701.55	35
		20	226-00140020-000	784.11	226-00140020-001	916.76	46
		25	226-00140025-000	939.83	226-00140025-001	1129.34	58
		30	226-00140030-000	1194.97	226-00140030-001	1328.64	69

For use with HDPE, always use spring washers. See below for details.

List Price Adder For 304 Stainless Steel Spring Washers When Clamp Used on HDPE Pipe				
Clamp Width	Number of Bolts	List Price Each	Number of Washers	Total
7 1/2	3	8.22	6	\$49.33
10	4	8.22	8	65.77
12 1/2	5	8.22	10	82.22
15	6	8.22	12	98.66
20	8	8.22	16	131.54
25	10	8.22	20	164.43
30	12	8.22	24	197.32
Part Number 000-00150115-002				

*NOTE: For use with Smith-Blair approved clamps only.

Electrical Connectivity Strips

Clamp Width Inches	List Add On
7.5	\$48.10
10	
15	
20	58.54
25	
30	

Copper electrical strips are available for most 200 series Full Circle Clamps. Factory installed conductor strips are glued between gasket and the stainless steel band with contact buttons protruding through specially prepared gaskets to accommodate electrical thawing of frozen pipelines. When ordering, change the first digit of the last three digits to a 7.

Example:

XXX-XXXXXX-700 — Conductor strips with low alloy
 XXX-XXXXXX-701 — Conductor strips with stainless steel

REPAIR CLAMPS



227 FULL CIRCLE REPAIR CLAMPS Double Band

Nominal Size Inches	O.D. Range Inches	Width Inches	With Low Alloy Bolts & Nuts		With 304 Stainless Steel Bolts & Nuts		Approx. Weight lbs.
			Catalog Number	List Price	Catalog Number	List Price	
3	3.49 - 4.29	7.5	227-00035007-000	\$186.49	227-00035007-001	\$263.11	19
		10	227-00035010-000	227.42	227-00035010-001	347.55	24
		12.5	227-00035012-000	296.84	227-00035012-001	395.38	30
		15	227-00035015-000	366.27	227-00035015-001	517.37	36
		20	227-00035020-000	590.75	227-00035020-001	771.68	49
		30	227-00035030-000	729.65	227-00035030-001	1020.11	72
4	4.44 - 5.24	7.5	227-00045007-000	201.26	227-00045007-001	292.97	20
		10	227-00045010-000	267.86	227-00045010-001	394.35	26
		12.5	227-00045012-000	318.26	227-00045012-001	445.08	32
		15	227-00045015-000	398.50	227-00045015-001	585.89	37
		20	227-00045020-000	597.75	227-00045020-001	881.62	51
		30	227-00045030-000	797.02	227-00045030-001	1166.05	74
4	4.74 - 5.57	7.5	227-00048007-000	206.06	227-00048007-001	295.79	20
		10	227-00048010-000	272.45	227-00048010-001	397.14	26
		12.5	227-00048012-000	321.66	227-00048012-001	478.84	32
		15	227-00048015-000	409.92	227-00048015-001	605.61	39
		20	227-00048020-000	612.00	227-00048020-001	890.06	50
		30	227-00048030-000	819.77	227-00048030-001	1177.37	75
6	6.62 - 7.42	7.5	227-00066307-000	234.23	227-00066307-001	326.75	21
		10	227-00066310-000	301.73	227-00066310-001	428.17	27
		12.5	227-00066312-000	350.10	227-00066312-001	515.46	34
		15	227-00066315-000	463.98	227-00066315-001	630.95	40
		20	227-00066320-000	626.24	227-00066320-001	901.33	54
		30	227-00066330-000	927.93	227-00066330-001	1267.53	78
6	6.84 - 7.64	7.5	227-00069007-000	239.07	227-00069007-001	329.56	20
		10	227-00069010-000	307.49	227-00069010-001	433.78	27
		12.5	227-00069012-000	358.67	227-00069012-001	521.08	34
		15	227-00069015-000	464.63	227-00069015-001	670.37	40
		20	227-00069020-000	637.62	227-00069020-001	912.61	54
		30	227-00069030-000	956.45	227-00069030-001	1295.66	79
8	8.62 - 9.42	7.5	227-00086307-000	264.75	227-00086307-001	357.77	22
		10	227-00086310-000	333.01	227-00086310-001	464.75	30
		12.5	227-00086312-000	392.81	227-00086312-001	554.91	36
		15	227-00086315-000	523.72	227-00086315-001	721.08	43
		20	227-00086320-000	697.39	227-00086320-001	929.52	57
		30	227-00086330-000	1053.22	227-00086330-001	1323.85	85

REPAIR CLAMPS



227 FULL CIRCLE REPAIR CLAMPS Double Band

Nominal Size Inches	O.D. Range Inches	Width Inches	With Low Alloy Bolts & Nuts		With 304 Stainless Steel Bolts		Approx. Weight lbs.
			Catalog Number	List Price	Catalog Number	List Price	
8	8.99 - 9.79	7.5	227-00090507-000	\$270.40	227-00090507-001	\$368.97	22
		10	227-00090510-000	341.57	227-00090510-001	473.21	30
		12.5	227-00090512-000	398.50	227-00090512-001	563.35	37
		15	227-00090515-000	528.32	227-00090515-001	737.95	43
		20	227-00090520-000	705.90	227-00090520-001	932.31	59
		30	227-00090530-000	1059.35	227-00090530-001	1385.82	86
10	10.75 - 11.55	10	227-00107510-000	446.90	227-00107510-001	650.64	32
		15	227-00107515-000	668.94	227-00107515-001	952.02	48
		20	227-00107520-000	893.80	227-00107520-001	1247.80	64
		30	227-00107530-000	1337.84	227-00107530-001	1859.06	95
10	11.10 - 11.90	10	227-00111010-000	454.38	227-00111010-001	661.91	34
		15	227-00111015-000	686.00	227-00111015-001	960.49	48
		20	227-00111020-000	910.82	227-00111020-001	1264.76	65
		30	227-00111030-000	1366.33	227-00111030-001	1901.27	98
10	11.60 - 12.40	10	227-00116010-000	478.20	227-00116010-001	692.91	34
		15	227-00116015-000	711.64	227-00116015-001	985.85	49
		20	227-00116020-000	939.33	227-00116020-001	1318.18	66
		30	227-00116030-000	1423.22	227-00116030-001	1954.80	99
12	12.75 - 13.55	10	227-00127510-000	501.00	227-00127510-001	704.19	33
		15	227-00127515-000	749.48	227-00127515-001	999.89	51
		20	227-00127520-000	1001.96	227-00127520-001	1329.48	65
		30	227-00127530-000	1494.35	227-00127530-001	1974.47	99
12	13.20 - 14.00	10	227-00132010-000	506.65	227-00132010-001	712.06	35
		15	227-00132015-000	751.46	227-00132015-001	1011.18	50
		20	227-00132020-000	1004.76	227-00132020-001	1340.70	67
		30	227-00132030-000	1502.92	227-00132030-001	1999.87	100
12	13.65 - 14.45	10	227-00136510-000	512.37	227-00136510-001	729.51	35
		15	227-00136515-000	762.85	227-00136515-001	1036.53	52
		20	227-00136520-000	1013.29	227-00136520-001	1366.11	68
		30	227-00136530-000	1522.87	227-00136530-001	2027.98	102

For use on HDPE spring washers are required

REPAIR CLAMPS



228 FULL CIRCLE REPAIR CLAMPS Multi-Band For Large Diameter Pipe

O.D. Range Inches	Width Inches	With Low Alloy Bolts & Nuts		With 304 Stainless Steel Bolts & Nuts		Approx. Weight lbs.
		Catalog Number	List Price	Catalog Number	List Price	
14.38 - 15.13	10	228-20143810-000	\$740.92	228-20143810-001	\$1,058.31	36
	15	228-20143815-000	1069.61	228-20143815-001	1536.89	53
	20	228-20143820-000	1450.52	228-20143820-001	2068.71	71
	30	228-20143830-000	2186.23	228-20143830-001	3124.35	106
15.07 - 15.82	10	228-20150710-000	777.39	228-20150710-001	1092.87	38
	15	228-20150715-000	1119.20	228-20150715-001	1592.73	55
	20	228-20150720-000	1513.12	228-20150720-001	2141.85	71
	30	228-20150730-000	2290.56	228-20150730-001	3236.00	107
15.92 - 16.67	10	228-20159210-000	793.08	228-20159210-001	1114.12	39
	15	228-20159215-000	1140.10	228-20159215-001	1619.34	56
	20	228-20159220-000	1547.04	228-20159220-001	2177.73	74
	30	228-20159230-000	2340.09	228-20159230-001	3291.81	149
16.56 - 17.31	10	228-20165610-000	808.73	228-20165610-001	1127.42	40
	15	228-20165615-000	1163.57	228-20165615-001	1640.60	57
	20	228-20165620-000	1575.74	228-20165620-001	2209.62	77
	30	228-20165630-000	2387.09	228-20165630-001	3337.08	118
17.15 - 17.90	10	228-20171510-000	821.79	228-20171510-001	1143.38	40
	15	228-20171515-000	1181.81	228-20171515-001	1661.89	58
	20	228-20171520-000	1604.42	228-20171520-001	2238.92	74
	30	228-20171530-000	2426.20	228-20171530-001	3379.56	152
17.82 - 18.57	10	228-20178210-000	834.86	228-20178210-001	1159.37	40
	15	228-20178215-000	1202.67	228-20178215-001	1680.56	58
	20	228-20178220-000	1630.51	228-20178220-001	2265.46	78
	30	228-20178230-000	2445.77	228-20178230-001	3424.80	120
18.46 - 19.21	10	228-20184610-000	851.10	228-20184610-001	1175.31	42
	15	228-20184615-000	1228.76	228-20184615-001	1709.74	60
	20	228-20184620-000	1659.21	228-20184620-001	2300.03	78
	30	228-20184630-000	2514.92	228-20184630-001	3475.33	120
19.23 - 19.98	10	228-20192310-000	866.13	228-20192310-001	1191.21	47
	15	228-20192315-000	1246.98	228-20192315-001	1731.01	60
	20	228-20192320-000	1690.03	228-20192320-001	2331.91	80
	30	228-20192330-000	2556.62	228-20192330-001	3518.30	121
19.90 - 20.65	10	228-20199010-000	881.77	228-20199010-001	1209.86	43
	15	228-20199015-000	1267.92	228-20199015-001	1754.92	61
	20	228-20199020-000	1719.23	228-20199020-001	2361.21	81
	30	228-20199030-000	2598.38	228-20199030-001	3567.97	122
20.70 - 21.45	10	228-20207010-000	913.08	228-20207010-001	1225.77	44
	15	228-20207015-000	1296.59	228-20207015-001	1781.58	63
	20	228-20207020-000	1753.17	228-20207020-001	2403.71	84
	30	228-20207030-000	2658.42	228-20207030-001	3629.51	127

REPAIR CLAMPS



228 FULL CIRCLE REPAIR CLAMPS Multi-Band For Large Diameter Pipe

O.D. Range Inches	Width Inches	With Low Alloy Bolts & Nuts		With 304 Stainless Steel Bolts & Nuts		Approx Weight lbs.
		Catalog Number	List Price	Catalog Number	List Price	
21.52 - 22.27	10	228-20215210-000	\$915.68	228-20215210-001	\$1,247.11	46
	15	228-20215215-000	1320.06	228-20215215-001	1810.79	65
	20	228-20215220-000	1789.64	228-20215220-001	2438.28	87
	30	228-20215230-000	2707.98	228-20215230-001	3682.71	131
22.12 - 22.87	10	228-20221210-000	933.93	228-20221210-001	1263.03	47
	15	228-20221215-000	1343.58	228-20221215-001	1832.07	67
	20	228-20221220-000	1818.33	228-20221220-001	2467.54	89
	30	228-20221230-000	2752.34	228-20221230-001	3727.92	135
22.90 - 23.65	10	228-20229010-000	949.62	228-20229010-001	1278.95	48
	15	228-20229015-000	1325.29	228-20229015-001	1832.07	70
	20	228-20229020-000	1852.29	228-20229020-001	2504.73	92
	30	228-20229030-000	2801.82	228-20229030-001	3781.09	139
23.28 - 24.38	10	228-30232810-000	1540.31	228-30232810-001	2065.95	73
	15	228-30232815-000	2217.86	228-30232815-001	2998.93	105
	20	228-30232820-000	2879.44	228-30232820-001	4055.87	128
	30	228-30232830-000	4549.05	228-30232830-001	6620.76	181
24.38 - 25.48	10	228-30243810-000	1554.13	228-30243810-001	2079.92	75
	15	228-30243815-000	2237.18	228-30243815-001	3015.81	108
	20	228-30243820-000	3030.84	228-30243820-001	4081.25	130
	30	228-30243830-000	4584.93	228-30243830-001	6651.73	185
25.70 - 26.80	10	228-30257010-000	1567.94	228-30257010-001	2094.14	78
	15	228-30257015-000	2256.54	228-30257015-001	3044.04	109
	20	228-30257020-000	3061.23	228-30257020-001	4112.23	132
	30	228-30257030-000	4632.00	228-30257030-001	6702.47	188
26.48 - 27.58	10	228-30264810-000	1576.29	228-30264810-001	2105.47	78
	15	228-30264815-000	2273.15	228-30264815-001	3052.47	112
	20	228-30264820-000	3077.85	228-30264820-001	4131.99	135
	30	228-30264830-000	4656.87	228-30264830-001	6730.62	188
27.65 - 28.75	10	228-30276510-000	1667.56	228-30276510-001	2204.07	82
	15	228-30276515-000	2405.85	228-30276515-001	3193.40	116
	20	228-30276520-000	3254.80	228-30276520-001	4318.00	140
	30	228-30276530-000	4925.10	228-30276530-001	7018.14	197
28.73 - 29.83	10	228-30287310-000	1681.31	228-30287310-001	2215.33	83
	15	228-30287315-000	2419.69	228-30287315-001	3233.22	118
	20	228-30287320-000	3274.16	228-30287320-001	4346.19	145
	30	228-30287330-000	4958.25	228-30287330-001	7051.99	201
29.62 - 30.72	10	228-30296210-000	1686.85	228-30296210-001	2229.52	85
	15	228-30296215-000	2433.53	228-30296215-001	3227.23	121
	20	228-30296220-000	3296.31	228-30296220-001	4368.75	147
	30	228-30296230-000	4985.97	228-30296230-001	7085.80	205

REPAIR CLAMPS



229 FULL CIRCLE COLLAR LEAK CLAMPS Single Band, For PVC Class 160 Solvent Weld Bells

Nominal Size Inches	O.D. Inches	Width Inches	Catalog Number	List Price	Approx. Weight lbs.
2	2.38	7.5	229-00023807-000	\$124.18	10
2	2.38	12.5	229-00023812-000	206.99	16
2 1/2	2.88	7.5	229-00028807-000	128.89	10
2 1/2	2.88	12.5	229-00028812-000	214.79	15
3	3.50	7.5	229-00035007-000	142.15	10
3	3.50	12.5	229-00035012-000	236.90	17
3 1/2	4.00	7.5	229-00040007-000	151.33	10
3 1/2	4.00	12.5	229-00040012-000	252.20	16
4	4.50	7.5	229-00045007-000	160.17	11
4	4.50	12.5	229-00045012-000	266.92	18
5	5.56	7.5	229-00055607-000	172.63	12
5	5.56	12.5	229-00055612-000	287.71	18
6	6.63	7.5	229-00066307-000	197.48	13
6	6.63	12.5	229-00066312-000	329.13	21
8	8.63	7.5	229-00086307-000	220.42	14
8	8.63	12.5	229-00086312-000	367.33	24
10	10.75	7.5	229-00107507-000	222.66	15
10	10.75	12.5	229-00107512-000	371.09	26
12	12.75	7.5	229-00127507-000	296.05	16
12	12.75	12.5	229-00127512-000	493.41	30

REPAIR CLAMPS



238 FULL CIRCLE REPAIR CLAMPS Tapped, Single Band, Alloy Bolts & Nuts

Nominal Size Inches	O.D. Range Inches	Width Inches	Catalog Number		List Price	Catalog Number		List Price	Approx. Weight lbs.
			1 1/4" NPT	1 1/2" NPT		2" NPT	2" CC		
4	4.45 - 4.73	7.5	238-00045007-010	238-00045007-012	\$235.45	238-00045007-014	238-00045007-015	\$257.68	10
		10	238-00045010-010	238-00045010-012	291.27	238-00045010-014	238-00045010-015	314.39	13
		12.5	238-00045012-010	238-00045012-012	333.13	238-00045012-014	238-00045012-015	355.36	13
		15	238-00045015-010	238-00045015-012	372.90	238-00045015-014	238-00045015-015	395.12	22
4	4.74 - 5.14	7.5	238-00048007-010	238-00048007-012	240.44	238-00048007-014	238-00048007-015	262.66	11
		10	238-00048010-010	238-00048010-012	291.27	238-00048010-014	238-00048010-015	313.50	15
		12.5	238-00048012-010	238-00048012-012	334.26	238-00048012-014	238-00048012-015	356.49	18
		15	238-00048015-010	238-00048015-012	383.91	238-00048015-014	238-00048015-015	406.14	22
6	6.56 - 6.96	7.5	238-00066307-010	238-00066307-012	263.18	238-00066307-014	238-00066307-015	285.40	12
		10	238-00066310-010	238-00066310-012	327.24	238-00066310-014	238-00066310-015	349.46	16
		12.5	238-00066312-010	238-00066312-012	366.83	238-00066312-014	238-00066312-015	389.04	19
		15	238-00066315-010	238-00066315-012	401.06	238-00066315-014	238-00066315-015	423.29	23
6	6.84 - 7.24	7.5	238-00069007-010	238-00069007-012	266.89	238-00069007-014	238-00069007-015	289.12	12
		10	238-00069010-010	238-00069010-012	328.68	238-00069010-014	238-00069010-015	350.89	16
		12.5	238-00069012-010	238-00069012-012	370.82	238-00069012-014	238-00069012-015	393.03	20
		15	238-00069015-010	238-00069015-012	415.74	238-00069015-014	238-00069015-015	437.97	23
8	8.54 - 8.94	7.5	238-00086307-010	238-00086307-012	294.53	238-00086307-014	238-00086307-015	316.75	13
		10	238-00086310-010	238-00086310-012	364.18	238-00086310-014	238-00086310-015	386.40	17
		12.5	238-00086312-010	238-00086312-012	416.43	238-00086312-014	238-00086312-015	437.99	22
		15	238-00086315-010	238-00086315-012	477.83	238-00086315-014	238-00086315-015	500.05	25
8	8.99 - 9.39	7.5	238-00090507-010	238-00090507-012	300.94	238-00090507-014	238-00090507-015	323.16	13
		10	238-00090510-010	238-00090510-012	367.95	238-00090510-014	238-00090510-015	390.16	15
		12.5	238-00090512-010	238-00090512-012	425.62	238-00090512-014	238-00090512-015	447.84	22
		15	238-00090515-010	238-00090515-012	489.25	238-00090515-014	238-00090515-015	511.47	26
10	10.64 - 11.04	7.5	238-00107507-010	238-00107507-012	340.65	238-00107507-014	238-00107507-015	362.88	13
		10	238-00107510-010	238-00107510-012	423.86	238-00107510-014	238-00107510-015	446.08	19
		12.5	238-00107512-010	238-00107512-012	477.60	238-00107512-014	238-00107512-015	499.83	23
		15	238-00107515-010	238-00107515-012	587.63	238-00107515-014	238-00107515-015	607.17	25
10	11.04 - 11.44	7.5	238-00111007-010	238-00111007-012	345.95	238-00111007-014	238-00111007-015	368.17	14
		10	238-00111010-010	238-00111010-012	434.56	238-00111010-014	238-00111010-015	456.79	19
		12.5	238-00111012-010	238-00111012-012	485.59	238-00111012-014	238-00111012-015	507.82	24
		15	238-00111015-010	238-00111015-012	587.63	238-00111015-014	238-00111015-015	609.86	33
12	12.62 - 13.02	7.5	238-00127507-010	238-00127507-012	370.16	238-00127507-014	238-00127507-015	392.39	16
		10	238-00127510-010	238-00127510-012	456.08	238-00127510-014	238-00127510-015	478.31	21
		12.5	238-00127512-010	238-00127512-012	545.43	238-00127512-014	238-00127512-015	567.64	25
		15	238-00127515-010	238-00127515-012	646.75	238-00127515-014	238-00127515-015	668.98	35
12	13.10 - 13.50	7.5	238-00132007-010	238-00132007-012	378.22	238-00132007-014	238-00132007-015	400.45	17
		10	238-00132010-010	238-00132010-012	472.16	238-00132010-014	238-00132010-015	494.39	25
		12.5	238-00132012-010	238-00132012-012	551.71	238-00132012-014	238-00132012-015	573.93	26
		15	238-00132015-010	238-00132015-012	662.85	238-00132015-014	238-00132015-015	685.08	37

Additional widths and tap sizes available upon request. For use on HDPE spring washers are required

REPAIR CLAMPS



238 FULL CIRCLE REPAIR CLAMPS Tapped, Single Band, Alloy Bolts & Nuts

3/4" and 1" NPT and CC Taps

Nominal Size Inches	O.D. Range Inches	Width Inches	Catalog Number				List Price	Approx. Weight lbs.
			3/4" NPT	3/4" CC	1" NPT	1" CC		
3	3.46 - 3.70	7.5	238-00035007-006	238-00035007-007	238-00035007-008	238-00035007-009	\$199.35	8
		10	238-00035010-006	238-00035010-007	238-00035010-008	238-00035010-009	252.99	13
		12.5	238-00035012-006	238-00035012-007	238-00035012-008	238-00035012-009	284.52	16
		15	238-00035015-006	238-00035015-007	238-00035015-008	238-00035015-009	324.64	18
3	3.73 - 4.00	7.5	238-00037507-006	238-00037507-007	238-00037507-008	238-00037507-009	202.50	9
		10	238-00037510-006	238-00037510-007	238-00037510-008	238-00037510-009	259.38	13
		12.5	238-00037512-006	238-00037512-007	238-00037512-008	238-00037512-009	290.76	16
		15	238-00037515-006	238-00037515-007	238-00037515-008	238-00037515-009	332.96	18
3	3.96 - 4.25	7.5	238-00040007-006	238-00040007-007	238-00040007-008	238-00040007-009	207.25	9
		10	238-00040010-006	238-00040010-007	238-00040010-008	238-00040010-009	265.64	13
		12.5	238-00040012-006	238-00040012-007	238-00040012-008	238-00040012-009	303.03	16
		15	238-00040015-006	238-00040015-007	238-00040015-008	238-00040015-009	341.12	18
4	4.45 - 4.73	7.5	238-00045007-006	238-00045007-007	238-00045007-008	238-00045007-009	212.07	10
		10	238-00045010-006	238-00045010-007	238-00045010-008	238-00045010-009	268.78	11
		12.5	238-00045012-006	238-00045012-007	238-00045012-008	238-00045012-009	309.75	13
		15	238-00045015-006	238-00045015-007	238-00045015-008	238-00045015-009	349.50	16
4	4.74 - 5.14	7.5	238-00048007-006	238-00048007-007	238-00048007-008	238-00048007-009	217.05	11
		10	238-00048010-006	238-00048010-007	238-00048010-008	238-00048010-009	267.89	13
		12.5	238-00048012-006	238-00048012-007	238-00048012-008	238-00048012-009	310.86	18
		15	238-00048015-006	238-00048015-007	238-00048015-008	238-00048015-009	360.53	21
6	6.56 - 6.96	7.5	238-00066307-006	238-00066307-007	238-00066307-008	238-00066307-009	239.80	12
		10	238-00066310-006	238-00066310-007	238-00066310-008	238-00066310-009	303.85	16
		12.5	238-00066312-006	238-00066312-007	238-00066312-008	238-00066312-009	343.43	19
		15	238-00066315-006	238-00066315-007	238-00066315-008	238-00066315-009	377.67	23
6	6.84 - 7.24	7.5	238-00069007-006	238-00069007-007	238-00069007-008	238-00069007-009	243.50	12
		10	238-00069010-006	238-00069010-007	238-00069010-008	238-00069010-009	305.29	16
		12.5	238-00069012-006	238-00069012-007	238-00069012-008	238-00069012-009	347.42	20
		15	238-00069015-006	238-00069015-007	238-00069015-008	238-00069015-009	392.35	23
8	8.54 - 8.94	7.5	238-00086307-006	238-00086307-007	238-00086307-008	238-00086307-009	271.14	13
		10	238-00086310-006	238-00086310-007	238-00086310-008	238-00086310-009	340.80	17
		12.5	238-00086312-006	238-00086312-007	238-00086312-008	238-00086312-009	392.39	22
		15	238-00086315-006	238-00086315-007	238-00086315-008	238-00086315-009	454.44	25
8	8.99 - 9.39	7.5	238-00090507-006	238-00090507-007	238-00090507-008	238-00090507-009	277.55	13
		10	238-00090510-006	238-00090510-007	238-00090510-008	238-00090510-009	344.56	17
		12.5	238-00090512-006	238-00090512-007	238-00090512-008	238-00090512-009	402.22	22
		15	238-00090515-006	238-00090515-007	238-00090515-008	238-00090515-009	465.85	26
10	10.64 - 11.04	7.5	238-00107507-006	238-00107507-007	238-00107507-008	238-00107507-009	317.27	14
		10	238-00107510-006	238-00107510-007	238-00107510-008	238-00107510-009	400.47	19
		12.5	238-00107512-006	238-00107512-007	238-00107512-008	238-00107512-009	454.22	23
		15	238-00107515-006	238-00107515-007	238-00107515-008	238-00107515-009	561.56	29
10	11.04 - 11.44	7.5	238-00111007-006	238-00111007-007	238-00111007-008	238-00111007-009	322.56	14
		10	238-00111010-006	238-00111010-007	238-00111010-008	238-00111010-009	411.17	19
		12.5	238-00111012-006	238-00111012-007	238-00111012-008	238-00111012-009	462.20	24
		15	238-00111015-006	238-00111015-007	238-00111015-008	238-00111015-009	564.24	33
12	12.62 - 13.02	7.5	238-00127507-006	238-00127507-007	238-00127507-008	238-00127507-009	346.77	16
		10	238-00127510-006	238-00127510-007	238-00127510-008	238-00127510-009	432.68	20
		12.5	238-00127512-006	238-00127512-007	238-00127512-008	238-00127512-009	522.04	25
		15	238-00127515-006	238-00127515-007	238-00127515-008	238-00127515-009	623.36	35
12	13.10 - 13.50	7.5	238-00132007-006	238-00132007-007	238-00132007-008	238-00132007-009	354.84	17
		10	238-00132010-006	238-00132010-007	238-00132010-008	238-00132010-009	448.78	25
		12.5	238-00132012-006	238-00132012-007	238-00132012-008	238-00132012-009	528.32	26
		15	238-00132015-006	238-00132015-007	238-00132015-008	238-00132015-009	639.47	37

Additional widths and tap sizes available upon request.

For use on HDPE spring washers are required.

REPAIR CLAMPS



238 FULL CIRCLE REPAIR CLAMPS Single Band, Tapped, 304 Stainless Steel Bolts & Nuts

3/4" and 1" NPT and CC Taps

Nominal Size Inches	O.D. Range Inches	Width Inches	Catalog Number				List Price	Approx Weight lbs.
			3/4" NPT	3/4" CC	1" NPT	1" CC		
3	3.46 - 3.70	7.5	238-035007-106	238-035007-107	238-035007-108	238-035007-109	\$232.74	8
		10	238-035010-106	238-035010-107	238-035010-108	238-035010-109	288.87	13
		12.5	238-035012-106	238-035012-107	238-035012-108	238-035012-109	321.38	16
		15	238-035015-106	238-035015-107	238-035015-108	238-035015-109	360.31	18
3	3.73 - 4.00	7.5	238-037507-106	238-037507-107	238-037507-108	238-037507-109	235.73	8
		10	238-037510-106	238-037510-107	238-037510-108	238-037510-109	295.39	13
		12.5	238-037512-106	238-037512-107	238-037512-108	238-037512-109	331.57	16
		15	238-037515-106	238-037515-107	238-037515-108	238-037515-109	371.25	18
3	3.96 - 4.25	7.5	238-040007-106	238-040007-107	238-040007-108	238-040007-109	240.71	9
		10	238-040010-106	238-040010-107	238-040010-108	238-040010-109	301.94	13
		12.5	238-040012-106	238-040012-107	238-040012-108	238-040012-109	341.12	16
		15	238-040015-106	238-040015-107	238-040015-108	238-040015-109	379.44	18
4	4.45 - 4.73	7.5	238-045007-106	238-045007-107	238-045007-108	238-045007-109	245.91	10
		10	238-045010-106	238-045010-107	238-045010-108	238-045010-109	307.22	13
		12.5	238-045012-106	238-045012-107	238-045012-108	238-045012-109	348.29	16
		15	238-045015-106	238-045015-107	238-045015-108	238-045015-109	387.67	19
4	4.74 - 5.14	7.5	238-048007-106	238-048007-107	238-048007-108	238-048007-109	258.04	11
		10	238-048010-106	238-048010-107	238-048010-108	238-048010-109	328.76	15
		12.5	238-048012-106	238-048012-107	238-048012-108	238-048012-109	373.87	18
		15	238-048015-106	238-048015-107	238-048015-108	238-048015-109	444.78	21
6	6.56 - 6.96	7.5	238-066307-106	238-066307-107	238-066307-108	238-066307-109	284.27	12
		10	238-066310-106	238-066310-107	238-066310-108	238-066310-109	362.55	16
		12.5	238-066312-106	238-066312-107	238-066312-108	238-066312-109	417.72	19
		15	238-066315-106	238-066315-107	238-066315-108	238-066315-109	475.79	23
6	6.84 - 7.24	7.5	238-069007-106	238-069007-107	238-069007-108	238-069007-109	289.04	12
		10	238-069010-106	238-069010-107	238-069010-108	238-069010-109	367.88	16
		12.5	238-069012-106	238-069012-107	238-069012-108	238-069012-109	422.25	19
		15	238-069015-106	238-069015-107	238-069015-108	238-069015-109	480.74	23
8	8.54 - 8.94	7.5	238-086307-106	238-086307-107	238-086307-108	238-086307-109	319.82	13
		10	238-086310-106	238-086310-107	238-086310-108	238-086310-109	405.94	17
		12.5	238-086312-106	238-086312-107	238-086312-108	238-086312-109	471.92	22
		15	238-086315-106	238-086315-107	238-086315-108	238-086315-109	546.19	25
8	8.99 - 9.39	7.5	238-090507-106	238-090507-107	238-090507-108	238-090507-109	325.57	13
		10	238-090510-106	238-090510-107	238-090510-108	238-090510-109	408.81	17
		12.5	238-090512-106	238-090512-107	238-090512-108	238-090512-109	480.61	22
		15	238-090515-106	238-090515-107	238-090515-108	238-090515-109	563.09	26
10	10.64 - 11.04	7.5	238-107507-106	238-107507-107	238-107507-108	238-107507-109	351.86	14
		10	238-107510-106	238-107510-107	238-107510-108	238-107510-109	460.77	19
		12.5	238-107512-106	238-107512-107	238-107512-108	238-107512-109	532.52	23
		15	238-107515-106	238-107515-107	238-107515-108	238-107515-109	654.79	29
10	11.04 - 11.44	7.5	238-111007-106	238-111007-107	238-111007-108	238-111007-109	365.11	15
		10	238-111010-106	238-111010-107	238-111010-108	238-111010-109	466.10	19
		12.5	238-111012-106	238-111012-107	238-111012-108	238-111012-109	540.50	24
		15	238-111015-106	238-111015-107	238-111015-108	238-111015-109	665.33	33
12	12.62 - 13.02	7.5	238-127507-106	238-127507-107	238-127507-108	238-127507-109	397.04	16
		10	238-127510-106	238-127510-107	238-127510-108	238-127510-109	500.68	25
		12.5	238-127512-106	238-127512-107	238-127512-108	238-127512-109	593.63	25
		15	238-127515-106	238-127515-107	238-127515-108	238-127515-109	710.58	30
12	13.10 - 13.50	7.5	238-132007-106	238-132007-107	238-132007-108	238-132007-109	402.37	17
		10	238-132010-106	238-132010-107	238-132010-108	238-132010-109	513.93	25
		12.5	238-132012-106	238-132012-107	238-132012-108	238-132012-109	609.59	30
		15	238-132015-106	238-132015-107	238-132015-108	238-132015-109	731.82	37

Additional widths and tap sizes available upon request.
For use on HDPE spring washers are required.

REPAIR CLAMPS



238 FULL CIRCLE REPAIR CLAMPS Single Band, Tapped, 304 Stainless Steel Bolts & Nuts

1 1/4", 1 1/2", and 2" NPT and 2" CC Taps

Nominal Size Inches	O.D. Range Inches	Width Inches	Catalog Number		List Price	Catalog Number		List Price	Approx Weight lbs.
			1 1/4" NPT	1 1/2" NPT		2" NPT	2" CC		
4	4.45 - 4.73	7.5	238-00045007-110	238-00045007-112	\$269.29	238-00045007-114	238-00045007-115	\$325.25	8
		10	238-00045010-110	238-00045010-112	325.25	238-00045010-114	238-00045010-115	371.68	11
		12.5	238-00045012-110	238-00045012-112	371.68	238-00045012-114	238-00045012-115	411.06	16
		15	238-00045015-110	238-00045015-112	411.06	238-00045015-114	238-00045015-115	281.43	21
4	4.74 - 5.14	7.5	238-00048007-110	238-00048007-112	281.43	238-00048007-114	238-00048007-115	352.14	11
		10	238-00048010-110	238-00048010-112	352.14	238-00048010-114	238-00048010-115	397.27	15
		12.5	238-00048012-110	238-00048012-112	397.27	238-00048012-114	238-00048012-115	468.16	18
		15	238-00048015-110	238-00048015-112	468.16	238-00048015-114	238-00048015-115	307.65	22
6	6.56 - 6.96	7.5	238-00066307-110	238-00066307-112	307.65	238-00066307-114	238-00066307-115	385.94	12
		10	238-00066310-110	238-00066310-112	385.94	238-00066310-114	238-00066310-115	441.13	16
		12.5	238-00066312-110	238-00066312-112	441.13	238-00066312-114	238-00066312-115	499.17	19
		15	238-00066315-110	238-00066315-112	499.17	238-00066315-114	238-00066315-115	312.44	23
6	6.84 - 7.24	7.5	238-00069007-110	238-00069007-112	312.44	238-00069007-114	238-00069007-115	391.28	12
		10	238-00069010-110	238-00069010-112	391.28	238-00069010-114	238-00069010-115	445.64	16
		12.5	238-00069012-110	238-00069012-112	445.64	238-00069012-114	238-00069012-115	504.14	19
		15	238-00069015-110	238-00069015-112	504.14	238-00069015-114	238-00069015-115	343.21	23
8	8.54 - 8.94	7.5	238-00086307-110	238-00086307-112	343.21	238-00086307-114	238-00086307-115	429.33	13
		10	238-00086310-110	238-00086310-112	429.33	238-00086310-114	238-00086310-115	495.32	17
		12.5	238-00086312-110	238-00086312-112	495.32	238-00086312-114	238-00086312-115	569.58	22
		15	238-00086315-110	238-00086315-112	569.58	238-00086315-114	238-00086315-115	348.96	25
8	8.99 - 9.39	7.5	238-00090507-110	238-00090507-112	348.96	238-00090507-114	238-00090507-115	432.20	13
		10	238-00090510-110	238-00090510-112	432.20	238-00090510-114	238-00090510-115	503.99	17
		12.5	238-00090512-110	238-00090512-112	503.99	238-00090512-114	238-00090512-115	586.49	22
		15	238-00090515-110	238-00090515-112	586.49	238-00090515-114	238-00090515-115	375.25	22
10	10.64 - 11.04	7.5	238-00107507-110	238-00107507-112	375.25	238-00107507-114	238-00107507-115	484.17	13
		10	238-00107510-110	238-00107510-112	484.17	238-00107510-114	238-00107510-115	484.17	19
		12.5	238-00107512-110	238-00107512-112	484.17	238-00107512-114	238-00107512-115	678.18	23
		15	238-00107515-110	238-00107515-112	678.18	238-00107515-114	238-00107515-115	388.49	27
10	11.04 - 11.44	7.5	238-00111007-110	238-00111007-112	388.49	238-00111007-114	238-00111007-115	489.49	15
		10	238-00111010-110	238-00111010-112	489.49	238-00111010-114	238-00111010-115	563.88	19
		12.5	238-00111012-110	238-00111012-112	563.88	238-00111012-114	238-00111012-115	688.74	24
		15	238-00111015-110	238-00111015-112	688.74	238-00111015-114	238-00111015-115	420.43	33
12	12.62 - 13.02	7.5	238-00127507-110	238-00127507-112	420.43	238-00127507-114	238-00127507-115	524.07	16
		10	238-00127510-110	238-00127510-112	524.07	238-00127510-114	238-00127510-115	617.02	20
		12.5	238-00127512-110	238-00127512-112	617.02	238-00127512-114	238-00127512-115	733.96	25
		15	238-00127515-110	238-00127515-112	733.96	238-00127515-114	238-00127515-115	425.75	35
12	13.10 - 13.50	7.5	238-00132007-110	238-00132007-112	425.75	238-00132007-114	238-00132007-115	537.32	17
		10	238-00132010-110	238-00132010-112	537.32	238-00132010-114	238-00132010-115	632.97	25
		12.5	238-00132012-110	238-00132012-112	632.97	238-00132012-114	238-00132012-115	755.21	30
		15	238-00132015-110	238-00132015-112	755.21	238-00132015-114	238-00132015-115	291.52	37

Additional widths and tap sizes available upon request.
For use on HDPE spring washers are required

REPAIR CLAMPS



239 FULL CIRCLE REPAIR CLAMPS Double Band, Tapped, Alloy Bolts & Nuts

3/4" and 1" NPT and CC Taps

Nominal Size Inches	O.D. Range Inches	Width Inches	Catalog Number				List Price	Approx. Weight lbs.
			3/4" NPT	3/4"CC	1"NPT	1" CC		
4	4.44 - 5.24	7.5	239-00045007-006	239-00045007-007	239-00045007-008	239-00045007-009	\$271.44	19
		10	239-00045010-006	239-00045010-007	239-00045010-008	239-00045010-009	338.03	25
		12.5	239-00045012-006	239-00045012-007	239-00045012-008	239-00045012-009	388.44	31
		15	239-00045015-006	239-00045015-007	239-00045015-008	239-00045015-009	468.68	37
6	6.62 - 7.42	7.5	239-00066307-006	239-00066307-007	239-00066307-008	239-00066307-009	304.42	20
		10	239-00066310-006	239-00066310-007	239-00066310-008	239-00066310-009	371.90	27
		12.5	239-00066312-006	239-00066312-007	239-00066312-008	239-00066312-009	420.27	34
		15	239-00066315-006	239-00066315-007	239-00066315-008	239-00066315-009	534.15	39
6	6.84 - 7.64	7.5	239-00069007-006	239-00069007-007	239-00069007-008	239-00069007-009	309.26	21
		10	239-00069010-006	239-00069010-007	239-00069010-008	239-00069010-009	377.65	28
		12.5	239-00069012-006	239-00069012-007	239-00069012-008	239-00069012-009	428.84	34
		15	239-00069015-006	239-00069015-007	239-00069015-008	239-00069015-009	534.80	41
8	8.62 - 9.42	7.5	239-00086307-006	239-00086307-007	239-00086307-008	239-00086307-009	334.91	22
		10	239-00086310-006	239-00086310-007	239-00086310-008	239-00086310-009	403.19	30
		12.5	239-00086312-006	239-00086312-007	239-00086312-008	239-00086312-009	462.99	36
		15	239-00086315-006	239-00086315-007	239-00086315-008	239-00086315-009	593.89	43
8	8.99 - 9.79	7.5	239-00090507-006	239-00090507-007	239-00090507-008	239-00090507-009	340.58	22
		10	239-00090510-006	239-00090510-007	239-00090510-008	239-00090510-009	411.73	30
		12.5	239-00090512-006	239-00090512-007	239-00090512-008	239-00090512-009	468.68	37
		15	239-00090515-006	239-00090515-007	239-00090515-008	239-00090515-009	598.49	43
10	10.75 - 11.55	10	239-00107510-006	239-00107510-007	239-00107510-008	239-00107510-009	517.07	31
		12.5	239-00107512-006	239-00107512-007	239-00107512-008	239-00107512-009	623.37	40
		15	239-00107515-006	239-00107515-007	239-00107515-008	239-00107515-009	739.11	48
	11.10 - 11.90	10	239-00111010-006	239-00111010-007	239-00111010-008	239-00111010-009	524.55	34
		12.5	239-00111012-006	239-00111012-007	239-00111012-008	239-00111012-009	704.80	43
		15	239-00111015-006	239-00111015-007	239-00111015-008	239-00111015-009	756.17	48
12	12.75 - 13.55	10	239-00127510-006	239-00127510-007	239-00127510-008	239-00127510-009	571.17	34
		12.5	239-00127512-006	239-00127512-007	239-00127512-008	239-00127512-009	695.40	43
		15	239-00127515-006	239-00127515-007	239-00127515-008	239-00127515-009	819.64	50
12	13.20 - 14.00	10	239-00132010-006	239-00132010-007	239-00132010-008	239-00132010-009	576.82	35
		12.5	239-00132012-006	239-00132012-007	239-00132012-008	239-00132012-009	699.27	43
		15	239-00132015-006	239-00132015-007	239-00132015-008	239-00132015-009	821.63	50

Additional widths and tap sizes available upon request.

For use on HDPE spring washers are required

REPAIR CLAMPS



239 FULL CIRCLE REPAIR CLAMPS Double Band, Tapped, Alloy Bolts & Nuts

1 1/4", 1 1/2", and 2" NPT and 2"CC Taps

Nominal Size Inches	O.D. Range Inches	Width Inches	Catalog Number		List Price	Catalog Number		List Price	Approx. Weight lbs
			1 1/4" NPT	1 1/2" NPT		2" NPT	2" CC		
4	4.44 - 5.24	7.5	239-00045007-010	239-00045007-012	\$294.83	239-00045007-014	239-00045007-015	\$317.05	19
		10	239-00045010-010	239-00045010-012	361.42	239-00045010-014	239-00045010-015	383.64	25
		12.5	239-00045012-010	239-00045012-012	411.83	239-00045012-014	239-00045012-015	434.04	31
		15	239-00045015-010	239-00045015-012	492.07	239-00045015-014	239-00045015-015	514.28	37
6	6.62 - 7.42	7.5	239-00066307-010	239-00066307-012	327.81	239-00066307-014	239-00066307-015	350.02	20
		10	239-00066310-010	239-00066310-012	395.29	239-00066310-014	239-00066310-015	417.52	28
		12.5	239-00066312-010	239-00066312-012	443.67	239-00066312-014	239-00066312-015	465.89	34
		15	239-00066315-010	239-00066315-012	557.55	239-00066315-014	239-00066315-015	579.77	39
6	6.84 - 7.64	7.5	239-00069007-010	239-00069007-012	332.64	239-00069007-014	239-00069007-015	354.86	20
		10	239-00069010-010	239-00069010-012	401.05	239-00069010-014	239-00069010-015	423.28	27
		12.5	239-00069012-010	239-00069012-012	452.24	239-00069012-014	239-00069012-015	474.45	34
		15	239-00069015-010	239-00069015-012	558.18	239-00069015-014	239-00069015-015	580.41	39
8	8.62 - 9.42	7.5	239-00086307-010	239-00086307-012	354.80	239-00086307-014	239-00086307-015	380.51	22
		10	239-00086310-010	239-00086310-012	426.57	239-00086310-014	239-00086310-015	448.79	30
		12.5	239-00086312-010	239-00086312-012	486.38	239-00086312-014	239-00086312-015	508.60	36
		15	239-00086315-010	239-00086315-012	617.27	239-00086315-014	239-00086315-015	639.50	43
8	8.99 - 9.79	7.5	239-00090507-010	239-00090507-012	363.97	239-00090507-014	239-00090507-015	386.18	22
		10	239-00090510-010	239-00090510-012	435.12	239-00090510-014	239-00090510-015	457.34	30
		12.5	239-00090512-010	239-00090512-012	492.07	239-00090512-014	239-00090512-015	514.28	37
		15	239-00090515-010	239-00090515-012	621.87	239-00090515-014	239-00090515-015	644.10	43
10	10.75 - 11.55	10	239-00107510-010	239-00107510-012	540.46	239-00107510-014	239-00107510-015	562.68	31
		12.5	239-00107512-010	239-00107512-012	646.76	239-00107512-014	239-00107512-015	668.99	40
		15	239-00107515-010	239-00107515-012	762.50	239-00107515-014	239-00107515-015	784.73	48
10	11.10 - 11.90	10	239-00111010-010	239-00111010-012	547.94	239-00111010-014	239-00111010-015	570.16	34
		12.5	239-00111012-010	239-00111012-012	728.19	239-00111012-014	239-00111012-015	750.41	43
		15	239-00111015-010	239-00111015-012	779.56	239-00111015-014	239-00111015-015	801.78	48
12	12.75 - 13.55	10	239-00127510-010	239-00127510-012	594.55	239-00127510-014	239-00127510-015	616.78	34
		12.5	239-00127512-010	239-00127512-012	718.80	239-00127512-014	239-00127512-015	741.02	43
		15	239-00127515-010	239-00127515-012	843.03	239-00127515-014	239-00127515-015	865.26	50
12	13.20 - 14.00	10	239-00132010-010	239-00132010-012	600.21	239-00132010-014	239-00132010-015	622.43	35
		12.5	239-00132012-010	239-00132012-012	722.66	239-00132012-014	239-00132012-015	744.89	43
		15	239-00132015-010	239-00132015-012	845.02	239-00132015-014	239-00132015-015	867.24	50

Additional widths and tap sizes available upon request. For use on HDPE spring washers are required

REPAIR CLAMPS



239 FULL CIRCLE REPAIR CLAMPS

Double Band, Tapped, 304 Stainless Steel Bolts & Nuts

3/4" and 1" NPT and CC Taps

Nominal Size Inches	O.D. Range Inches	Width Inches	Catalog Number				List Price	Approx. Weight lbs.
			3/4" NPT	3/4" CC	1" NPT	1" CC		
4	4.44 - 5.24	7.5	239-00045007-106	239-00045007-107	239-00045007-108	239-00045007-109	\$363.14	19
		10	239-00045010-106	239-00045010-107	239-00045010-108	239-00045010-109	464.53	25
		12.5	239-00045012-106	239-00045012-107	239-00045012-108	239-00045012-109	515.25	31
		15	239-00045015-106	239-00045015-107	239-00045015-108	239-00045007-109	656.06	37
6	6.62 - 7.42	7.5	239-00066307-106	239-00066307-107	239-00066307-108	239-00066307-109	396.92	20
		10	239-00066310-106	239-00066310-107	239-00066310-108	239-00066310-109	498.33	27
		12.5	239-00066312-106	239-00066312-107	239-00066312-108	239-00066312-109	585.63	34
		15	239-00066315-106	239-00066315-107	239-00066315-108	239-00066315-109	701.13	39
6	6.84 - 7.64	7.5	239-00069007-106	239-00069007-107	239-00069007-108	239-00069007-109	399.72	20
		10	239-00069010-106	239-00069010-107	239-00069010-108	239-00069010-109	503.96	27
		12.5	239-00069012-106	239-00069012-107	239-00069012-108	239-00069012-109	591.26	34
		15	239-00069015-106	239-00069015-107	239-00069015-108	239-00069015-109	740.53	39
8	8.62 - 9.42	7.5	239-00086307-106	239-00086307-107	239-00086307-108	239-00086307-109	427.94	22
		10	239-00086310-106	239-00086310-107	239-00086310-108	239-00086310-109	534.92	30
		12.5	239-00086312-106	239-00086312-107	239-00086312-108	239-00086312-109	625.09	36
		15	239-00086315-106	239-00086315-107	239-00086315-108	239-00086315-109	791.24	43
8	8.99 - 9.79	7.5	239-00090507-106	239-00090507-107	239-00090507-108	239-00090507-109	439.15	22
		10	239-00090510-106	239-00090510-107	239-00090510-108	239-00090510-109	543.39	30
		12.5	239-00090512-106	239-00090512-107	239-00090512-108	239-00090512-109	633.52	36
		15	239-00090515-106	239-00090515-107	239-00090515-108	239-00090515-109	808.12	43
10	10.75 - 11.55	10	239-00107510-106	239-00107510-107	239-00107510-108	239-00107510-109	720.81	31
		12.5	239-00107512-106	239-00107512-107	239-00107512-108	239-00107512-109	792.88	40
		15	239-00107515-106	239-00107515-107	239-00107515-108	239-00107515-109	926.98	48
10	11.10 - 11.90	10	239-00111010-106	239-00111010-107	239-00111010-108	239-00111010-109	732.08	34
		12.5	239-00111012-106	239-00111012-107	239-00111012-108	239-00111012-109	834.34	43
		15	239-00111015-106	239-00111015-107	239-00111015-108	239-00111015-109	1030.66	48
12	12.75 - 13.55	10	239-00127510-106	239-00127510-107	239-00127510-108	239-00127510-109	774.35	34
		12.5	239-00127512-106	239-00127512-107	239-00127512-108	239-00127512-109	824.93	43
		15	239-00127515-106	239-00127515-107	239-00127515-108	239-00127515-109	1070.07	50
12	13.20 - 14.00	10	239-00132010-106	239-00132010-107	239-00132010-108	239-00132010-109	782.24	35
		12.5	239-00132012-106	239-00132012-107	239-00132012-108	239-00132012-109	828.80	43
		15	239-00132015-106	239-00132015-107	239-00132015-108	239-00132015-109	1081.34	50

Additional widths and tap sizes available upon request. For use on HDPE spring washers are required.

REPAIR CLAMPS



239 FULL CIRCLE REPAIR CLAMPS

Double Band, Tapped, 304 Stainless Steel Bolts & Nuts

1 1/4", 1 1/2, and 2" NPT and 2" CC Taps

Nominal Size Inches	OD Range Inches	Width Inches	Catalog Number		List Price	Catalog Number		List Price	Approx Weight lbs.
			1 1/4" NPT	1 1/2" NPT		2" NPT	2" CC		
4	4.44 - 5.24	7.5	239-00045007-110	239-00045007-112	\$386.53	239-00045007-114	239-00045007-115	\$408.75	19
		10	239-00045010-110	239-00045010-112	487.91	239-00045010-114	239-00045010-115	510.14	25
		12.5	239-00045012-110	239-00045012-112	538.64	239-00045012-114	239-00045012-115	560.87	31
		15	239-00045015-110	239-00045015-112	679.44	239-00045015-114	239-00045015-115	701.67	37
6	6.62 - 7.42	7.5	239-00066307-110	239-00066307-112	420.30	239-00066307-114	239-00066307-115	442.53	20
		10	239-00066310-110	239-00066310-112	521.72	239-00066310-114	239-00066310-115	543.95	27
		12.5	239-00066312-110	239-00066312-112	609.02	239-00066312-114	239-00066312-115	631.24	34
		15	239-00066315-110	239-00066315-112	724.52	239-00066315-114	239-00066315-115	746.74	39
6	6.84 - 7.64	7.5	239-00069007-110	239-00069007-112	423.12	239-00069007-114	239-00069007-115	445.35	20
		10	239-00069010-110	239-00069010-112	527.35	239-00069010-114	239-00069010-115	549.56	27
		12.5	239-00069012-110	239-00069012-112	614.65	239-00069012-114	239-00069012-115	636.87	34
		15	239-00069015-110	239-00069015-112	763.94	239-00069015-114	239-00069015-115	786.16	39
8	8.62 - 9.42	7.5	239-00086307-110	239-00086307-112	451.32	239-00086307-114	239-00086307-115	473.55	22
		10	239-00086310-110	239-00086310-112	558.32	239-00086310-114	239-00086310-115	580.53	30
		12.5	239-00086312-110	239-00086312-112	648.47	239-00086312-114	239-00086312-115	670.70	36
		15	239-00086315-110	239-00086315-112	814.64	239-00086315-114	239-00086315-115	836.85	43
8	8.99 - 9.79	7.5	239-00090507-110	239-00090507-112	462.55	239-00090507-114	239-00090507-115	484.75	22
		10	239-00090510-110	239-00090510-112	566.77	239-00090510-114	239-00090510-115	589.00	30
		12.5	239-00090512-110	239-00090512-112	656.91	239-00090512-114	239-00090512-115	679.13	36
		15	239-00090515-110	239-00090515-112	831.52	239-00090515-114	239-00090515-115	853.73	43
10	10.75 - 11.55	10	239-00107510-110	239-00107510-112	744.20	239-00107510-114	239-00107510-115	766.43	31
		12.5	239-00107512-110	239-00107512-112	776.30	239-00107512-114	239-00107512-115	798.51	36
		15	239-00107515-110	239-00107515-112	1045.59	239-00107515-114	239-00107515-115	1067.81	48
10	11.10 - 11.90	10	239-00111010-110	239-00111010-112	755.48	239-00111010-114	239-00111010-115	777.69	34
		12.5	239-00111012-110	239-00111012-112	857.72	239-00111012-114	239-00111012-115	879.95	43
		15	239-00111015-110	239-00111015-112	1054.04	239-00111015-114	239-00111015-115	1193.42	48
12	12.75 - 13.55	10	239-00127510-110	239-00127510-112	797.75	239-00127510-114	239-00127510-115	819.98	34
		12.5	239-00127512-110	239-00127512-112	848.32	239-00127512-114	239-00127512-115	870.54	43
		15	239-00127515-110	239-00127515-112	1093.46	239-00127515-114	239-00127515-115	1095.38	50
12	13.20 - 14.00	10	239-00132010-110	239-00132010-112	805.62	239-00132010-114	239-00132010-115	827.84	34
		12.5	239-00132012-110	239-00132012-112	852.19	239-00132012-114	239-00132012-115	874.41	43
		15	239-00132015-110	239-00132015-112	1104.74	239-00132015-114	239-00132015-115	1115.68	50

Additional widths and tap sizes available upon request.

For use on HDPE spring washers are required

REPAIR CLAMPS



244 FULL CIRCLE REDI-CLAMPS

360 Seal

Nominal Size Inches	O.D. Range Inches	Width Inches	Ctn. Qty.	Elec. Galv. Bolts		304 Stainless Steel Bolts		Approx. Weight lbs.
				Catalog Number	List Price	Catalog Number	List Price	
1/2	0.63	3	16	244-00006303-000	\$48.05	244-00006303-001	\$72.53	1
		6	10	244-00006306-000	103.01	244-00006306-001	126.91	2
1/2	0.84	3	16	244-00008403-000	48.38	244-00008403-001	72.79	1
		6	10	244-00008406-000	103.06	244-00008406-001	126.92	2
		12	6	244-00008412-000*	206.15	244-00008412-001*	253.85	4
3/4	0.88	3	16	244-00008803-000	48.56	244-00008803-001	73.43	1
		6	10	244-00008806-000	103.33	244-00008806-001	127.21	2
3/4	1.05	3	12	244-00010503-000	49.01	244-00010503-001	73.43	1
		6	8	244-00010506-000	103.61	244-00010506-001	132.26	2
		12	9	244-00010512-000*	207.25	244-00010512-001*	264.51	4
1	1.13	3	12	244-00011303-000	51.08	244-00011303-001	76.29	1
		6	8	244-00011306-000	103.87	244-00011306-001	132.67	2
1	1.32	3	12	244-00013203-000	51.85	244-00013203-001	77.22	2
		6	8	244-00013206-000	104.38	244-00013206-001	133.50	2
		12	9	244-00013212-000*	208.78	244-00013212-001*	266.98	4
1 1/4	1.38	3	12	244-00013803-000	52.20	244-00013803-001	77.64	1
		6	6	244-00013806-000	105.26	244-00013806-001	134.33	2
1 1/4	1.66	3	12	244-00016603-000	53.14	244-00016603-001	78.21	1
		6	6	244-00016606-000	105.66	244-00016606-001	134.79	2
		12	6	244-00016612-000*	212.00	244-00016612-001*	270.21	4
1 1/2	1.63	3	12	244-00016303-000	52.86	244-00016303-001	78.50	1
		6	6	244-00016306-000	106.00	244-00016306-001	135.10	2
1 1/2	1.90	3	10	244-00019003-000	54.60	244-00019003-001	80.10	1
		6	6	244-00019006-000	107.70	244-00019006-001	136.64	2
		12	6	244-00019012-000*	215.37	244-00019012-001*	273.28	4
2	2.13	3	8	244-00021303-000	58.40	244-00021303-001	83.16	2
		6	4	244-00021306-000	108.85	244-00021306-001	137.89	3
2	2.38	3	8	244-00023803-000	59.47	244-00023803-001	85.81	2
		6	6	244-00023806-000	110.49	244-00023806-001	139.88	4
		12	4	244-00023812-000*	220.98	244-00023812-001*	279.74	7

*Do not use to join pipe.

REPAIR CLAMPS



245 REDI-CLAMPS,
Partial Coverage

Nominal Size Inches	O.D. Range Inches	Width Inches	Ctn. Qty.	Elec. Galv. Bolts		304 Stainless Steel Bolts		Approx. Weight lbs.
				Catalog Number	List Price	Catalog Number	List Price	
1/2	0.84	3	24	245-00008403-000	\$13.99	245-00008403-001	\$35.30	1
1/2	0.84	6	12	245-00008406-000	25.81	245-00008406-001	63.55	2
3/4	1.05	3	16	245-00010503-000	14.26	245-00010503-001	35.78	2
3/4	1.05	6	10	245-00010506-000	26.60	245-00010506-001	64.19	2
1	1.32	3	16	245-00013203-000	15.58	245-00013203-001	37.39	1
1	1.32	6	10	245-00013206-000	28.32	245-00013206-001	65.95	2
1 1/4	1.66	3	12	245-00016603-000	16.01	245-00016603-001	37.55	1
1 1/4	1.66	6	6	245-00016606-000	29.84	245-00016606-001	67.57	2
1 1/2	1.90	3	12	245-00019003-000	17.19	245-00019003-001	42.21	1
1 1/2	1.90	6	8	245-00019006-000	32.40	245-00019006-001	81.02	2
2	2.00	3	8	245-00020003-000	17.38	245-00020003-001	42.72	2
2	2.00	6	4	245-00020006-000	32.91	245-00020006-001	81.50	3
2	2.38	3	8	245-00023803-000	18.80	245-00023803-001	43.63	2
2	2.38	6	4	245-00023806-000	34.04	245-00023806-001	84.25	3
2	2.38	9	4	245-00023809-000	52.17	245-00023809-001	129.65	3
2	2.38	12	4	245-00023812-000	69.24	245-00023812-001	172.50	5
2 1/2	2.88	3	8	245-00028803-000	23.55	245-00028803-001	49.29	2
2 1/2	2.88	6	3	245-00028806-000	47.00	245-00028806-001	96.59	3
2 1/2	2.88	9	4	245-00028809-000	69.89	245-00028809-001	145.83	4
2 1/2	2.88	12	4	245-00028812-000	94.47	245-00028812-001	194.94	5
3	3.00	3	6	245-00030003-000	23.69	245-00030003-001	49.79	2
3	3.00	6	3	245-00030006-000	48.77	245-00030006-001	100.12	3
3	3.00	9	4	245-00030009-000	76.65	245-00030009-001	150.53	4
3	3.00	12	4	245-00030012-000	104.12	245-00030012-001	203.44	5
3	3.50	3	6	245-00035003-000	24.62	245-00035003-001	51.63	2
3	3.50	6	4	245-00035006-000	49.78	245-00035006-001	103.67	3
3	3.50	9	4	245-00035009-000	81.85	245-00035009-001	159.48	4
3	3.50	12	4	245-00035012-000	111.35	245-00035012-001	214.99	6
3 1/2 - 4	4.00	3	4	245-00040003-000	26.60	245-00040003-001	52.30	2
3 1/2 - 4	4.00	6	4	245-00040006-000	51.59	245-00040006-001	104.95	3
3 1/2 - 4	4.00	9	4	245-00040009-000	82.36	245-00040009-001	162.07	5
3 1/2 - 4	4.00	12	4	245-00040012-000	112.54	245-00040012-001	218.22	6
4	4.25	3	4	245-00042503-000	27.28	245-00042503-001	59.03	2
4	4.25	6	3	245-00042506-000	51.89	245-00042506-001	105.89	4
4	4.50	3	4	245-00045003-000	28.58	245-00045003-001	64.06	2
4	4.50	6	3	245-00045006-000	53.04	245-00045006-001	110.48	3
4	4.50	9	3	245-00045009-000	99.27	245-00045009-001	177.82	5
4	4.50	12	4	245-00045012-000	132.93	245-00045012-001	239.07	6
5	5.00	3	6	245-00050003-000	31.98	245-00050003-001	65.16	2
5	5.00	6	3	245-00050006-000	63.37	245-00050006-001	115.51	3
5	5.00	9	4	245-00050009-000	108.31	245-00050009-001	184.84	5
5	5.00	12	4	245-00050012-000	144.30	245-00050012-001	246.16	6
5	5.56	3	6	245-00055603-000	32.40	245-00055603-001	67.07	2
5	5.56	6	3	245-00055606-000	64.25	245-00055606-001	117.15	4
5	5.56	9	4	245-00055609-000	108.66	245-00055609-001	186.41	5
5	5.56	12	3	245-00055612-000	145.24	245-00055612-001	247.03	7

REPAIR CLAMPS



245 REDI-CLAMPS, Partial Coverage

Nominal Size Inches	O.D. Range Inches	Width Inches	Ctn. Qty.	Elec. Galv. Bolts		304 Stainless Steel Bolts		Approx. Weight lbs.
				Catalog Number	List Price	Catalog Number	List Price	
6	6.00	3	6	245-00060003-000	\$33.53	245-00060003-001	\$70.61	2
6	6.00	6	3	245-00060006-000	64.85	245-00060006-001	119.09	4
6	6.00	9	3	245-00060009-000	109.08	245-00060009-001	190.59	6
6	6.00	12	3	245-00060012-000	145.94	245-00060012-001	252.53	8
6	6.25	3	6	245-00062503-000	33.74	245-00062503-001	71.24	2
6	6.63	3	6	245-00066303-000	34.04	245-00066303-001	72.58	2
6	6.63	6	3	245-00066306-000	66.78	245-00066306-001	120.63	4
6	6.63	9	2	245-00066309-000	112.54	245-00066309-001	192.57	6
6	6.63	12	3	245-00066312-000	150.80	245-00066312-001	258.60	8
8	8.00	3	4	245-00080003-000	\$37.79	245-00080003-001	\$73.49	3
8	8.00	6	2	245-00080006-000	73.91	245-00080006-001	127.40	5
8	8.00	9	2	245-00080009-000	118.60	245-00080009-001	198.94	7
8	8.00	12	2	245-00080012-000	173.81	245-00080012-001	282.37	9
8	8.63	3	4	245-00086303-000	40.01	245-00086303-001	76.13	3
8	8.63	6	2	245-00086306-000	77.69	245-00086306-001	131.60	5
8	8.63	9	2	245-00086309-000	122.64	245-00086309-001	203.10	7
8	8.63	12	2	245-00086312-000	190.86	245-00086312-001	298.75	9
10**	10.00	3	4	245-00100003-000	73.32	245-00100003-001	115.50	3
10**	10.00	6	2	245-00100006-000	150.65	245-00100006-001	205.37	5
10**	10.00	9	2	245-00100009-000	248.41	245-00100009-001	317.67	8
10**	10.00	12	2	245-00100012-000	323.93	245-00100012-001	433.23	10
10**	10.75	3	4	245-00107503-000	73.62	245-00107503-001	125.78	3
10**	10.75	6	2	245-00107506-000	152.42	245-00107506-001	207.00	7
10**	10.75	9	2	245-00107509-000	249.02	245-00107509-001	320.88	9
10**	10.75	12	2	245-00107512-000	325.93	245-00107512-001	436.97	13
12**	12.00	3	4	245-00120003-000	83.37	245-00120003-001	135.39	3
12**	12.00	6	2	245-00120006-000	162.77	245-00120006-001	218.15	6
12**	12.00	9	2	245-00120009-000	262.08	245-00120009-001	333.71	9
12**	12.00	12	2	245-00120012-000	338.49	245-00120012-001	449.24	12
12**	12.75	3	4	245-00127503-000	84.28	245-00127503-001	136.72	3
12**	12.75	6	2	245-00127506-000	163.39	245-00127506-001	221.42	7
12**	12.75	9	2	245-00127509-000	262.36	245-00127509-001	336.98	10
12**	12.75	12	2	245-00127512-000	340.54	245-00127512-001	453.27	13

* For 1/8" lug-to-lug gridded gaskets (above 2" nom.), use end codes -100 for standard hardware or -101 for 304 stainless steel hardware. Contact inside sales for pricing.

* For 1/4" thick gaskets, use end codes -300 (smooth) or -400 (gridded) for standard hardware and -301 (smooth) or -401 (gridded) for 304

* For 1/4" thick gridded lug-to-lug gaskets (above 2" nom.), use end codes -800 for standard hardware and -801 for 304 stainless steel hard

** Two piece design

REPAIR CLAMPS



246 PIPE REPAIR CLAMPS Double Band

Nominal Size Inches	O.D. Range Inches	Width Inches	Ctn. Qty.	Elec. Galv. Bolts		304 Stainless Steel Bolts		Approx Weight lbs.
				Catalog Number	List Price	Catalog Number	List Price	
10	10.00	5	2	246-00100005-000	\$233.13	246-00100005-001	\$354.94	12
10	10.00	10	1	246-00100010-000	481.27	246-00100010-001	659.66	24
10	10.25	5	2	246-00102505-000	234.61	246-00102505-001	357.90	12
10	10.25	10	1	246-00102510-000	484.22	246-00102510-001	715.77	24
10	10.75	5	2	246-00107505-000	240.30	246-00107505-001	360.86	14
10	10.75	10	1	246-00107510-000	490.20	246-00107510-001	721.67	28
10	12.00	5	2	246-00120005-000	245.11	246-00120005-001	366.82	15
12	12.00	10	1	246-00120010-000	511.11	246-00120010-001	733.55	30
12	12.00	5	2	246-00120005-000	245.11	246-00120005-001	366.82	15
12	12.00	10	1	246-00120010-000	511.11	246-00120010-001	733.55	30
12	12.25	5	2	246-00122505-000	254.08	246-00122505-001	378.60	15
12	12.25	10	1	246-00122510-000	513.59	246-00122510-001	757.20	30
12	12.75	5	2	246-00127505-000	257.05	246-00127505-001	381.51	16
12	12.75	10	1	246-00127510-000	520.14	246-00127510-001	763.12	30
14	14.00	5	2	246-00140005-000	269.01	246-00140005-001	393.39	16
14	14.00	10	1	246-00140010-000	538.03	246-00140010-001	786.87	31
16	16.00	5	1	246-00160005-000	289.97	246-00160005-001	417.04	17
16	16.00	10	1	246-00160010-000	579.90	246-00160010-001	834.11	33
18	18.00	5	1	246-00180005-000	304.87	246-00180005-001	431.87	18
18	18.00	10	1	246-00180010-000	609.75	246-00180010-001	863.64	36
20	20.00	5	1	246-00200005-000	322.86	246-00200005-001	449.60	19
20	20.00	10	1	246-00200010-000	645.62	246-00200010-001	899.15	39
22	22.00	5	1	246-00220005-000	343.73	246-00220005-001	470.27	20
22	22.00	10	1	246-00220010-000	687.49	246-00220010-001	940.56	41
24	24.00	5	1	246-00240005-000	358.65	246-00240005-001	488.03	22
24	24.00	10	1	246-00240010-000	717.35	246-00240010-001	976.06	44
30	30.00	5	1	246-00300005-000	421.45	246-00300005-001	547.22	23
30	30.00	10	1	246-00300010-000	842.89	246-00300010-001	1094.36	46

** Two piece design.

REPAIR CLAMPS



247 FULL CIRCLE REDI-CLAMPS All 304 Stainless Steel

360 Seal

Nominal Size Inches	O.D. Range Inches	Width Inches	Ctn. Qty.	304 Stainless Steel Bolts	List Price	Approx. Weight lbs.
				Catalog Number		
1/2	0.63	3	6	247-00006303-000	\$94.14	1
1/2	0.63	6	6	247-00006306-000	164.79	1
1/2	0.84	3	6	247-00008403-000	94.55	1
1/2	0.84	6	6	247-00008406-000	164.83	2
1/2	0.84	12	2	247-00008412-000*	329.64	3
3/4	0.88	3	6	247-00008803-000	94.87	1
3/4	0.88	6	6	247-00008806-000	165.17	2
3/4	1.05	3	6	247-00010503-000	95.33	1
3/4	1.05	6	6	247-00010506-000	171.73	2
3/4	1.05	12	2	247-00010512-000*	343.46	4
1	1.13	3	6	247-00011303-000	99.10	1
1	1.13	6	6	247-00011306-000	172.28	2
1	1.32	3	6	247-00013203-000	100.33	1
1	1.32	6	6	247-00013206-000	173.95	2
1	1.32	12	2	247-00013212-000*	346.33	4
1 1/4	1.38	3	6	247-00013803-000	100.75	1
1 1/4	1.38	6	6	247-00013806-000	174.41	2
1 1/4	1.66	3	6	247-00016603-000	101.96	1
1 1/4	1.66	6	6	247-00016606-000	175.49	2
1 1/4	1.66	12	2	247-00016612-000*	350.96	4
1 1/2	1.63	3	6	247-00016303-000	102.68	1
1 1/2	1.63	6	6	247-00016306-000	175.06	2
1 1/2	1.90	3	6	247-00019003-000	104.06	2
1 1/2	1.90	6	6	247-00019006-000	177.48	3
1 1/2	1.90	12	2	247-00019012-000*	354.95	4
2	2.13	3	6	247-00021303-000	108.84	2
2	2.13	6	6	247-00021306-000	179.08	3
2	2.38	3	6	247-00023803-000	111.45	2
2	2.38	6	6	247-00023806-000	181.64	4
2	2.38	12	2	247-00023812-000*	363.29	7

*Do not use to join pipe.

REPAIR CLAMPS



248 REDI-CLAMPS
All 304 Stainless Steel

Partial Coverage

Nominal Size Inches	O.D. Range Inches	Width Inches	Ctn. Qty.	304 Stainless Steel Bolts	List Price	Approx. Weight lbs.
				Catalog Number		
1/2	0.84	3	24	248-00008403-000	\$47.20	1
1/2	0.84	6	12	248-00008406-000	85.02	2
3/4	1.05	3	12	248-00010503-000	47.87	1
3/4	1.05	6	9	248-00010506-000	85.84	1
1	1.32	3	12	248-00013203-000	50.03	1
1	1.32	6	9	248-00013206-000	88.19	2
1 1/4	1.66	3	12	248-00016603-000	50.25	1
1 1/4	1.66	6	6	248-00016606-000	90.36	2
1 1/2	1.90	3	12	248-00019003-000	56.46	1
1 1/2	1.90	6	6	248-00019006-000	108.41	2
2	2.00	3	8	248-00020003-000	68.93	1
2	2.00	6	4	248-00020006-000	132.67	2
2	2.38	3	8	248-00023803-000	70.13	1
2	2.38	6	4	248-00023806-000	138.25	3
2	2.38	9	4	248-00023809-000	207.51	3
2	2.38	12	1	248-00023812-000	278.34	5

REPAIR CLAMPS



256 FULL CIRCLE REPAIR CLAMPS,
Single Band, All 304 Stainless Steel, Cast Lugs

Nominal Size Inches	O.D. Range Inches	Width Inches	Catalog Number	List Price	Approx. Weight lbs.
2	2.35-2.63	7.5	256-00023807-000	\$241.56	7
2	2.35-2.63	15	256-00023815-000	483.06	13
2 1/4-2 1/2	2.70-3.00	7.5	256-00027507-000	254.39	7
2 1/4-2 1/2	2.70-3.00	15	256-00027515-000	506.47	13
3	2.97-3.25	7.5	256-00030007-000	258.41	7
3	2.97-3.25	15	256-00030015-000	512.86	14
3	3.46-3.70	7.5	256-00035007-000	267.74	8
3	3.46-3.70	15	256-00035015-000	521.88	16
3-4	3.73-4.00	7.5	256-00037507-000	273.19	8
3-4	3.73-4.00	15	256-00037515-000	526.03	17
4	3.96-4.25	7.5	256-00040007-000	278.59	8
4	3.96-4.25	15	256-00040015-000	536.52	19
4	4.45-4.73	7.5	256-00045007-000	285.96	8
4	4.45-4.73	15	256-00045015-000	554.90	17
4	4.74-5.14	7.5	256-00048007-000	297.52	9
4	4.74-5.14	15	256-00048015-000	566.01	18
4	4.74-5.14	22.5	256-00048022-000	831.81	27
4-5	4.95-5.35	7.5	256-00050007-000	302.72	9
4-5	4.95-5.35	15	256-00050015-000	605.39	18
4-5	4.95-5.35	22.5	256-00050022-000	964.69	27
4-5	5.22-5.62	7.5	256-00052507-000	305.19	9
4-5	5.22-5.62	15	256-00052515-000	610.30	18
4-5	5.22-5.62	22.5	256-00052522-000	969.63	27
6	6.56-6.96	7.5	256-00066307-000	337.13	10
6	6.56-6.96	15	256-00066315-000	674.31	19
6	6.56-6.96	22.5	256-00066322-000	1,072.95	28
6	6.84-7.24	7.5	256-00069007-000	342.05	10
6	6.84-7.24	15	256-00069015-000	684.16	20
6	6.84-7.24	22.5	256-00069022-000	1,092.64	30
6	6.84-7.24	30	256-00069030-000	1,368.28	40
6	7.05-7.45	7.5	256-00071007-000	\$364.16	10
6	7.05-7.45	15	256-00071015-000	728.44	20
6	7.05-7.45	22.5	256-00071022-000	1,161.57	30
6	7.45-7.85	7.5	256-00074507-000	371.57	10
6	7.45-7.85	15	256-00074515-000	743.20	20
6	7.45-7.85	22.5	256-00074522-000	1,191.06	30
8	8.54-8.94	7.5	256-00086307-000	381.45	13
8	8.54-8.94	15	256-00086315-000	762.89	24
8	8.54-8.94	22.5	256-00086322-000	1,255.05	37
8	8.99-9.39	7.5	256-00090507-000	388.86	13
8	8.99-9.39	15	256-00090515-000	777.65	25

REPAIR CLAMPS



256 FULL CIRCLE REPAIR CLAMPS,
Single Band, All 304 Stainless Steel, Cast Lugs

Nominal Size Inches	O.D. Range Inches	Width Inches	Catalog Number	List Price	Approx. Weight lbs.
8	8.99-9.39	22.5	256-00090522-000	\$1,279.65	37
8	9.27-9.67	7.5	256-00094007-000	396.23	13
8	9.27-9.67	15	256-00094015-000	792.39	25
8	9.27-9.67	22.5	256-00094022-000	1314.14	37
10	10.64-11.04	7.5	256-00107507-000	484.82	13
10	10.64-11.04	15	256-00107515-000	969.63	26
10	10.64-11.04	22.5	256-00107522-000	1501.16	39
10	11.04-11.44	7.5	256-00111007-000	494.62	14
10	11.04-11.44	15	256-00111015-000	989.26	27
10	11.04-11.44	22.5	256-00111022-000	1535.63	42
10	11.75-12.15	7.5	256-00114007-000	502.03	14
10	11.34-11.74	15	256-00114015-000	1004.02	28
10	11.34-11.74	22.5	256-00114022-000	1560.23	42
10	11.34-11.74	7.5	256-00117507-000	514.33	14
10	11.75-12.15	15	256-00117515-000	1028.65	27
10	11.75-12.15	22.5	256-00117522-000	1594.65	45
12	13.10-13.02	7.5	256-00127507-000	541.40	15
12	12.62-13.02	15	256-00127515-000	1082.79	30
12	12.62-13.02	22.5	256-00127522-000	1678.35	44
12	13.40-13.50	7.5	256-00132007-000	556.20	15
12	13.10-13.50	15	256-00132015-000	1112.36	29
12	13.10-13.50	22.5	256-00132022-000	1722.67	44
12	13.40-13.80	7.5	256-00134007-000	561.09	15
12	13.40-13.80	15	256-00134015-000	1122.18	30
12	13.40-13.80	22.5	256-00134022-000	1737.40	45
12	13.70-14.10	7.5	256-00137007-000	568.98	16
12	13.70-14.10	15	256-00137015-000	1136.88	32
12	13.70-14.10	22.5	256-00137022-000	1762.03	48
12	14.00-14.40	7.5	256-00140007-000	575.86	16
12	14.00-14.40	15	256-00140015-000	1151.70	32
12	14.00-14.40	22.5	256-00140022-000	1786.63	47

For use on HDPE spring washers are required.

REPAIR CLAMPS



257 FULL CIRCLE REPAIR CLAMPS Double Band All 304 Stainless Steel, Cast Lugs

Nominal Size Inches	O.D. Range Inches	Width Inches	Catalog Number	List Price	Approx. Weight lbs.
4	4.74-5.54	7.5	257-00048007-000	\$555.36	15
4	4.74-5.54	15	257-00048015-000	1,060.65	30
4	4.74-5.54	22.5	257-00048022-000	1,540.51	45
6	6.84-7.64	7.5	257-00069007-000	575.86	16
6	6.84-7.64	15	257-00069015-000	1,151.70	32
6	6.84-7.64	22.5	257-00069022-000	1,757.08	48
8	8.99-9.79	7.5	257-00090507-000	659.51	20
8	8.99-9.79	15	257-00090515-000	1,319.06	41
8	8.99-9.79	22.5	257-00090522-000	1,978.56	61
10	11.04-11.84	7.5	257-00111007-000	733.35	22
10	11.04-11.84	15	257-00111015-000	1,466.70	45
10	11.04-11.84	22.5	257-00111022-000	2,116.40	67
10	11.60-12.40	7.5	257-00116007-000	753.03	45
10	11.60-12.40	15	257-00116015-000	1,506.10	45
10	11.60-12.40	22.5	257-00116022-000	2,234.53	67
12	13.14-13.94	7.5	257-00132007-000	814.59	23
12	13.14-13.94	15	257-00132015-000	1,629.12	46
12	13.14-13.94	22.5	257-00132022-000	2,396.92	70
12	13.65-14.45	7.5	257-00136507-000	831.81	24
12	13.65-14.45	15	257-00136515-000	1,663.57	49
12	13.65-14.45	22.5	257-00136522-000	2,446.15	73

For use on HDPE spring washers are required

REPAIR CLAMPS



261 FULL CIRCLE REPAIR CLAMPS Single Band, All 304 Stainless Steel, Fabricated Lugs

Nominal Size Inches	O.D. Range Inches	Width Inches	Catalog Number	List Price	Approx. Weight lbs.
2	2.35-2.63	7.5	261-00023807-000	\$130.32	5
		10	261-00023810-000	181.39	7
		12.5	261-00023812-000	216.77	8
		15	261-00023815-000	242.27	9
2 1/4 - 2 1/2	2.70-3.00	7.5	261-00027507-000	135.47	5
		10	261-00027510-000	187.93	7
		12.5	261-00027512-000	221.88	8
		15	261-00027515-000	255.21	10
3	2.97-3.25	7.5	261-00030007-000	144.77	5
		10	261-00030010-000	193.08	7
		12.5	261-00030012-000	226.86	8
		15	261-00030015-000	268.22	10
3	3.46-3.70	7.5	261-00035007-000	147.63	6
		10	261-00035010-000	196.51	7
		12.5	261-00035012-000	230.32	8
		15	261-00035015-000	269.90	10
3-4	3.73-4.00	7.5	261-00037507-000	149.40	5
		10	261-00037510-000	203.92	7
		12.5	261-00037512-000	238.74	8
		15	261-00037515-000	277.06	11
3-4	3.96-4.25	7.5	261-00040007-000	153.10	6
		10	261-00040010-000	207.99	7
		12.5	261-00040012-000	242.48	9
		15	261-00040015-000	281.21	11
4	4.45-4.73	7.5	261-00045007-000	163.42	6
		10	261-00045010-000	218.56	8
		12.5	261-00045012-000	254.85	9
		15	261-00045015-000	283.32	11
4	4.74-5.14	7.5	261-00048007-000	167.07	7
		10	261-00048010-000	219.98	9
		12.5	261-00048012-000	256.36	10
		15	261-00048015-000	284.71	13
		20	261-00048020-000	429.71	17
4-5	4.95-5.35	7.5	261-00050007-000	174.04	7
		10	261-00050010-000	221.45	9
		12.5	261-00050012-000	257.82	10
		15	261-00050015-000	257.82	11
		20	261-00050020-000	432.54	17
4-5	5.22-5.62	7.5	261-00052507-000	178.64	7
		10	261-00052510-000	223.45	11
		12.5	261-00052512-000	260.65	11
		20	261-00052520-000	438.27	18

REPAIR CLAMPS



261 FULL CIRCLE REPAIR CLAMPS

Single Band, All 304 Stainless Steel, Fabricated Lugs

Nominal Size Inches	O.D. Range Inches	Width Inches	Catalog Number	List Price	Approx. Weight lbs.
6	5.95-6.35	7.5	261-00060007-000	\$184.15	7
		10	261-00060010-000	260.15	10
		12.5	261-00060012-000	306.52	13
		15	261-00060015-000	338.03	14
		20	261-00060020-000	524.33	17
6	6.56-6.96	7.5	261-00066307-000	188.79	8
		10	261-00066310-000	261.79	10
		12.5	261-00066312-000	309.39	12
		15	261-00066315-000	340.90	15
		20	261-00066320-000	532.13	20
		25	261-00066325-000	665.84	30
6	6.84-7.24	7.5	261-00069007-000	194.80	8
		10	261-00069010-000	263.53	10
		12.5	261-00069012-000	312.21	12
		15	261-00069015-000	343.73	15
		20	261-00069020-000	539.97	20
		25	261-00069025-000	674.88	25
6	7.05-7.45	7.5	261-00071007-000	197.69	8
		10	261-00071010-000	266.39	10
		12.5	261-00071012-000	315.07	12
		15	261-00071015-000	346.64	15
		20	261-00071020-000	548.21	20
		25	261-00071025-000	687.05	25
6	7.45-7.85	7.5	261-00074507-000	215.27	8
		10	261-00074510-000	287.57	11
		12.5	261-00074512-000	351.56	13
		15	261-00074515-000	383.07	16
		20	261-00074520-000	556.68	21
		25	261-00074525-000	697.50	25
8	7.95-8.35	7.5	261-00080007-000	224.89	9
		10	261-00080010-000	297.89	11
		12.5	261-00080012-000	360.95	13
		15	261-00080015-000	412.51	17
		20	261-00080020-000	584.38	22
		25	261-00080025-000	727.60	27
		30	261-00080030-000	855.92	33

REPAIR CLAMPS



261 FULL CIRCLE REPAIR CLAMPS

Single Band, All 304 Stainless Steel, Fabricated Lugs

Nominal Size Inches	O.D. Range Inches	Width Inches	Catalog Number	List Price	Approx. Weight lbs.
8	8.54-8.94	7.5	261-00086307-000	\$226.33	9
		10	261-00086310-000	299.36	12
		12.5	261-00086312-000	362.41	14
		15	261-00086315-000	415.37	17
		20	261-00086320-000	587.23	22
		25	261-00086325-000	741.30	28
		30	261-00086330-000	874.86	34
8	8.99-9.39	7.5	261-00090507-000	227.78	9
		10	261-00090510-000	300.78	12
		12.5	261-00090512-000	363.80	15
		15	261-00090515-000	418.23	17
		20	261-00090520-000	606.81	23
		25	261-00090525-000	758.07	29
		30	261-00090530-000	897.13	35
8	9.27-9.67	7.5	261-00094007-000	229.19	9
		10	261-00094010-000	303.64	12
		12.5	261-00094012-000	366.65	16
		15	261-00094015-000	421.43	18
		20	261-00094020-000	615.33	24
		25	261-00094025-000	767.91	29
		30	261-00094030-000	918.72	35
8-10	9.70-10.10	7.5	261-00100007-000	293.94	9
		10	261-00100010-000	393.76	13
		12.5	261-00100012-000	461.23	16
		15	261-00100015-000	529.96	19
		20	261-00100020-000	707.56	25
		25	261-00100025-000	887.71	31
		30	261-00100030-000	1016.88	37
10	10.64-11.04	7.5	261-00107507-000	295.06	10
		10	261-00107510-000	388.14	14
		12.5	261-00107512-000	462.60	16
		15	261-00107515-000	535.66	19
		20	261-00107520-000	720.45	25
		25	261-00107525-000	894.79	33
		30	261-00107530-000	1029.44	39
10	11.04-11.44	7.5	261-00111007-000	296.43	10
		10	261-00111010-000	389.59	13
		12.5	261-00111012-000	464.05	17
		15	261-00111015-000	538.56	20
		20	261-00111020-000	740.19	25
		25	261-00111025-000	914.39	33
		30	261-00111030-000	1051.59	40

REPAIR CLAMPS



261 FULL CIRCLE REPAIR CLAMPS

Single Band, All 304 Stainless Steel, Fabricated Lugs

Nominal Size Inches	O.D. Range Inches	Width Inches	Catalog Number	List Price	Approx. Weight lbs.
10	11.34-11.74	7.5	261-00114007-000	\$297.89	10
		10	261-00114010-000	392.42	14
		12.5	261-00114012-000	465.19	17
		15	261-00114015-000	541.41	21
		20	261-00114020-000	743.15	28
		25	261-00114025-000	926.53	35
		30	261-00114030-000	1075.83	42
10	11.75-12.15	7.5	261-00117507-000	299.34	11
		10	261-00117510-000	393.89	14
		12.5	261-00117512-000	466.94	17
		15	261-00117515-000	544.24	22
		20	261-00117520-000	759.75	28
		25	261-00117525-000	969.32	34
		30	261-00117530-000	1131.23	42
10-12	12.00-12.40	7.5	261-00120007-000	334.15	11
		10	261-00120010-000	442.58	15
		12.5	261-00120012-000	534.54	18
		15	261-00120015-000	604.42	21
		20	261-00120020-000	839.34	28
		25	261-00120025-000	996.84	35
		30	261-00120030-000	1185.94	42
12	12.62-13.02	7.5	261-00127507-000	335.13	11
		10	261-00127510-000	444.01	15
		12.5	261-00127512-000	538.56	18
		15	261-00127515-000	610.16	21
		20	261-00127520-000	857.03	30
		25	261-00127525-000	1002.59	38
		30	261-00127530-000	1202.90	45
12	13.10-13.50	7.5	261-00132007-000	350.78	12
		10	261-00132010-000	463.76	15
		12.5	261-00132012-000	561.87	18
		15	261-00132015-000	639.10	21
		20	261-00132020-000	873.30	29
		25	261-00132025-000	1046.35	38
		30	261-00132030-000	1226.77	45
12	13.40-13.80	7.5	261-00134007-000	353.72	12
		10	261-00134010-000	466.74	15
		12.5	261-00134012-000	564.80	19
		15	261-00134015-000	645.06	23
		20	261-00134020-000	888.83	31
		25	261-00134025-000	1052.32	38
		30	261-00134030-000	1248.53	45

REPAIR CLAMPS



262 FULL CIRCLE REPAIR CLAMPS, Double Band, All 304 Stainless Steel, Fabricated Lugs

Nominal Size Inches	O.D. Range Inches	Width Inches	Catalog Number	List Price	Approx. Weight lbs.
3	3.49-4.29	7.5	262-00035007-000	\$208.46	9
		10	262-00035010-000	310.98	12
		12.5	262-00035012-000	329.57	15
		15	262-00035015-000	389.00	18
		20	262-00035020-000	503.20	24
4	4.44-5.24	7.5	262-00045007-000	254.14	10
		10	262-00045010-000	336.22	13
		12.5	262-00045012-000	398.07	16
		15	262-00045015-000	476.00	20
		20	262-00045020-000	637.39	26
4	4.74-5.57	7.5	262-00048007-000	256.08	10
		10	262-00048010-000	339.59	14
		12.5	262-00048012-000	400.83	16
		15	262-00048015-000	478.74	20
		20	262-00048020-000	640.25	27
6	6.62-7.42	7.5	262-00066307-000	294.20	11
		10	262-00066310-000	378.56	16
		12.5	262-00066312-000	439.82	18
		15	262-00066315-000	556.70	22
		20	262-00066320-000	759.90	29
6	6.84-7.64	7.5	262-00069007-000	297.85	12
		10	262-00069010-000	381.33	15
		12.5	262-00069012-000	442.58	18
		15	262-00069015-000	560.90	22
		20	262-00069020-000	762.67	29
8	8.62-9.42	7.5	262-00086307-000	336.83	13
		10	262-00086310-000	420.29	17
		12.5	262-00086312-000	489.89	20
		15	262-00086315-000	637.42	25
		20	262-00086320-000	862.87	34
8	8.99-9.79	7.5	262-00090507-000	339.59	14
		10	262-00090510-000	423.11	18
		12.5	262-00090512-000	492.69	22
		15	262-00090515-000	640.25	26
		20	262-00090520-000	865.64	35
10	10.75-11.55	10	262-00107510-000	551.12	21
		15	262-00107515-000	793.32	31
		20	262-00107520-000	1057.70	42
10	11.10-11.90	10	262-00111010-000	553.93	21
		15	262-00111015-000	796.05	32
		20	262-00111020-000	1060.52	42

For use on HDPE pipe, spring washers are required

REPAIR CLAMPS



262 FULL CIRCLE REPAIR CLAMPS,
Double Band, All 304 Stainless Steel, Fabricated Lugs

Nominal Size Inches	O.D. Range Inches	Width Inches	Catalog Number	List Price	Approx. Weight lbs.
10	11.60-12.40	10	262-00116010-000	\$556.70	22
		15	262-00116015-000	798.86	32
		20	262-00116020-000	1063.29	43
12	12.75-13.55	10	262-00127510-000	631.88	23
		15	262-00127515-000	907.43	35
		20	262-00127520-000	1224.72	46
12	13.20-14.00	10	262-00132010-000	634.66	24
		15	262-00132015-000	910.17	35
		20	262-00132020-000	1227.48	47
12	13.65-14.45	10	262-00136510-000	637.39	24
		15	262-00136515-000	915.75	36
		20	262-00136520-000	1233.07	47
12	14.00-14.80	10	262-00140010-000	643.02	26
		15	262-00140015-000	924.09	38
		20	262-00140020-000	1238.64	51

For use on HDPE spring washers are required

REPAIR CLAMPS



263 FULL CIRCLE REPAIR-CLAMPS Multi-Band, All 304 Stainless Steel, Fabricated Lugs

O.D. Range Inches	Width Inches	Catalog Number	List Price	Approx. Weight lbs.
11.04-12.24	10	263-00111010-000	\$845.97	21
	15	263-00111015-000	1146.43	34
	20	263-00111020-000	1647.38	47
	30	263-00111030-000	2565.68	74
13.14-14.34	10	263-00132010-000	868.16	24
	15	263-00132015-000	1224.36	35
	20	263-00132020-000	1694.67	49
	30	263-00132030-000	2612.94	76
13.65-14.85	10	263-00136510-000	893.25	27
	15	263-00136515-000	1274.46	36
	20	263-00136520-000	1753.12	50
	30	263-00136530-000	2651.91	78
14.85-16.05	10	263-00148510-000	1015.68	30
	15	263-00148515-000	1469.23	41
	20	263-00148520-000	1981.31	53
	30	263-00148530-000	3005.35	80
15.92-17.12	10	263-00159210-000	1032.38	30
	15	263-00159215-000	1494.32	45
	20	263-00159220-000	2020.24	62
	30	263-00159230-000	3061.01	80
17.15-18.35	10	263-00171510-000	1071.39	31
	15	263-00171515-000	1541.64	46
	20	263-00171520-000	2048.07	64
	30	263-00171530-000	3158.38	80
18.46-19.66	10	263-00184610-000	1090.83	31
	15	263-00184615-000	1572.21	45
	20	263-00184620-000	2131.55	53
	30	263-00184630-000	3227.95	81
19.45-20.65	10	263-00194510-000	1129.78	34
	15	263-00194515-000	1719.65	46
	20	263-00194520-000	2329.10	56
	30	263-00194530-000	3525.70	81
21.52-22.72	10	263-00215210-000	1216.04	34
	15	263-00215215-000	1780.92	48
	20	263-00215220-000	2365.30	59
	30	263-00215230-000	3617.51	84

REPAIR CLAMPS



263 FULL CIRCLE REPAIR-CLAMPS
Multi-Band, All 304 Stainless Steel, Fabricated Lugs

O.D. Range Inches	Width Inches	Catalog Number	List Price	Approx. Weight lbs.
22.80-24.00	10	263-00228010-000	\$1,878.28	36
	15	263-00228015-000	2704.80	51
	20	263-00228020-000	3673.16	62
	30	263-00228030-000	5565.41	88
24.38-25.58	10	263-00243810-000	1892.23	42
	15	263-00243815-000	2754.87	60
	20	263-00243820-000	3728.83	73
	30	263-00243830-000	5621.07	106
25.70-26.90	10	263-00257010-000	1920.03	43
	15	263-00257015-000	2782.71	62
	20	263-00257020-000	3784.52	74
	30	263-00257030-000	5676.74	106

REPAIR CLAMPS



264 TAPPED FULL CIRCLE REPAIR CLAMPS,
Single Band, All 304 Stainless Steel, Fabricated Lugs

Nominal Size Inches	O.D. Range Inches	Width Inches	Catalog Number				List Price	Approx Weight lbs.
			3/4" NPT	3/4" CC	1" NPT	1" CC		
3	3.46-3.70	7.5	264-00035007-006	264-00035007-007	264-00035007-008	264-00035007-009	\$218.48	6
		10	264-00035010-006	264-00035010-007	264-00035010-008	264-00035010-009	267.37	7
		12.5	264-00035012-006	264-00035012-007	264-00035012-008	264-00035012-009	301.18	8
		15	264-00035015-006	264-00035015-007	264-00035015-008	264-00035015-009	340.76	10
3	3.73-4.00	7.5	264-00037507-006	264-00037507-007	264-00037507-008	264-00037507-009	220.26	6
		10	264-00037510-006	264-00037510-007	264-00037510-008	264-00037510-009	274.79	7
		12.5	264-00037512-006	264-00037512-007	264-00037512-008	264-00037512-009	309.59	9
		15	264-00037515-006	264-00037515-007	264-00037515-008	264-00037515-009	347.92	13
4	3.96-4.25	7.5	264-00040007-006	264-00040007-007	264-00040007-008	264-00040007-009	223.97	6
		10	264-00040010-006	264-00040010-007	264-00040010-008	264-00040010-009	278.86	10
		12.5	264-00040012-006	264-00040012-007	264-00040012-008	264-00040012-009	313.33	10
		15	264-00040015-006	264-00040015-007	264-00040015-008	264-00040015-009	352.08	10
4	4.45-4.73	7.5	264-00045007-006	264-00045007-007	264-00045007-008	264-00045007-009	234.29	6
		10	264-00045010-006	264-00045010-007	264-00045010-008	264-00045010-009	289.43	7
		12.5	264-00045012-006	264-00045012-007	264-00045012-008	264-00045012-009	325.70	10
		15	264-00045015-006	264-00045015-007	264-00045015-008	264-00045015-009	354.19	11
4	4.74-5.14	7.5	264-00048007-006	264-00048007-007	264-00048007-008	264-00048007-009	237.92	7
		10	264-00048010-006	264-00048010-007	264-00048010-008	264-00048010-009	290.84	11
		12.5	264-00048012-006	264-00048012-007	264-00048012-008	264-00048012-009	327.22	11
		15	264-00048015-006	264-00048015-007	264-00048015-008	264-00048015-009	355.57	16
6	6.56-6.96	7.5	264-00066307-006	264-00066307-007	264-00066307-008	264-00066307-009	259.65	8
		10	264-00066310-006	264-00066310-007	264-00066310-008	264-00066310-009	332.65	11
		12.5	264-00066312-006	264-00066312-007	264-00066312-008	264-00066312-009	380.27	13
		15	264-00066315-006	264-00066315-007	264-00066315-008	264-00066315-009	411.76	18
6	6.84-7.24	7.5	264-00069007-006	264-00069007-007	264-00069007-008	264-00069007-009	265.66	10
		10	264-00069010-006	264-00069010-007	264-00069010-008	264-00069010-009	334.40	13
		12.5	264-00069012-006	264-00069012-007	264-00069012-008	264-00069012-009	383.06	12
		15	264-00069015-006	264-00069015-007	264-00069015-008	264-00069015-009	414.58	15
8	8.54-8.94	7.5	264-00086307-006	264-00086307-007	264-00086307-008	264-00086307-009	297.19	9
		10	264-00086310-006	264-00086310-007	264-00086310-008	264-00086310-009	370.22	15
		12.5	264-00086312-006	264-00086312-007	264-00086312-008	264-00086312-009	433.26	15
		15	264-00086315-006	264-00086315-007	264-00086315-008	264-00086315-009	486.22	17
8	8.99-9.39	7.5	264-00090507-006	264-00090507-007	264-00090507-008	264-00090507-009	298.63	9
		10	264-00090510-006	264-00090510-007	264-00090510-008	264-00090510-009	371.66	13
		12.5	264-00090512-006	264-00090512-007	264-00090512-008	264-00090512-009	434.66	16
		15	264-00090515-006	264-00090515-007	264-00090515-008	264-00090515-009	489.08	17

3/4" and 1" NPT and CC Taps

Additional widths available upon request. For use on HDPE spring washers are required

REPAIR CLAMPS



264 TAPPED FULL CIRCLE REPAIR CLAMPS,
Single Band, All 304 Stainless Steel, Fabricated Lugs

Nominal Size Inches	O.D. Range Inches	Width Inches	Catalog Number				List Price	Appro Weight lbs.
			1 1/4" NPT	1 1/4" CC	1 1/2" NPT	1 1/2" CC		
4	4.45-4.73	7.5	264-00045007-010	264-00045007-011	264-00045007-012	264-00045007-013	\$257.91	6
		10	264-00045010-010	264-00045010-011	264-00045010-012	264-00045010-013	313.05	7
		12.5	264-00045012-010	264-00045012-011	264-00045012-012	264-00045012-013	349.32	10
		15	264-00045015-010	264-00045015-011	264-00045015-012	264-00045015-013	377.80	11
4	4.74-5.14	7.5	264-00048007-010	264-00048007-011	264-00048007-012	264-00048007-013	261.53	7
		10	264-00048010-010	264-00048010-011	264-00048010-012	264-00048010-013	314.45	11
		12.5	264-00048012-010	264-00048012-011	264-00048012-012	264-00048012-013	350.84	11
		15	264-00048015-010	264-00048015-011	264-00048015-012	264-00048015-013	379.20	16
6	6.56-6.96	7.5	264-00066307-010	264-00066307-011	264-00066307-012	264-00066307-013	283.27	8
		10	264-00066310-010	264-00066310-011	264-00066310-012	264-00066310-013	356.28	10
		12.5	264-00066312-010	264-00066312-011	264-00066312-012	264-00066312-013	403.88	13
		15	264-00066315-010	264-00066315-011	264-00066315-012	264-00066315-013	435.39	15
6	6.84-7.24	7.5	264-00069007-010	264-00069007-011	264-00069007-012	264-00069007-013	289.28	8
		10	264-00069010-010	264-00069010-011	264-00069010-012	264-00069010-013	358.02	13
		12.5	264-00069012-010	264-00069012-011	264-00069012-012	264-00069012-013	406.69	13
		15	264-00069015-010	264-00069015-011	264-00069015-012	264-00069015-013	438.21	15
8	8.54-8.94	7.5	264-00086307-010	264-00086307-011	264-00086307-012	264-00086307-013	320.81	9
		10	264-00086310-010	264-00086310-011	264-00086310-012	264-00086310-013	393.83	15
		12.5	264-00086312-010	264-00086312-011	264-00086312-012	264-00086312-013	456.89	15
		15	264-00086315-010	264-00086315-011	264-00086315-012	264-00086315-013	509.85	17
8	8.99-9.39	7.5	264-00090507-010	264-00090507-011	264-00090507-012	264-00090507-013	322.25	10
		10	264-00090510-010	264-00090510-011	264-00090510-012	264-00090510-013	395.27	13
		12.5	264-00090512-010	264-00090512-011	264-00090512-012	264-00090512-013	458.28	15
		15	264-00090515-010	264-00090515-011	264-00090515-012	264-00090515-013	512.70	20

Additional widths and tap sizes available upon request. For use on HDPE, spring washers are required.

REPAIR CLAMPS



264 TAPPED FULL CIRCLE REPAIR CLAMPS,
Single Band, All 304 Stainless Steel, Fabricated Lugs

Nominal Size Inches	O.D. Range Inches	Width Inches	Catalog Number		List Price	Approx. Weight lbs.
			2" NPT	2" CC		
4	4.45-4.73	7.5	264-00045007-014	264-00045007-015	\$280.34	6
		10.0	264-00045010-014	264-00045010-015	335.48	7
		12.5	264-00045012-014	264-00045012-015	371.76	10
		15.0	264-00045015-014	264-00045015-015	400.24	11
4	4.74-5.14	7.5	264-00048007-014	264-00048007-015	283.98	7
		10.0	264-00048010-014	264-00048010-015	336.89	11
		12.5	264-00048012-014	264-00048012-015	373.28	11
		15.0	264-00048015-014	264-00048015-015	401.63	15
6	6.56-6.96	7.5	264-00066307-014	264-00066307-015	305.70	8
		10.0	264-00066310-014	264-00066310-015	378.71	11
		12.5	264-00066312-014	264-00066312-015	426.31	13
		15.0	264-00066315-014	264-00066315-015	457.82	18
6	6.84-7.24	7.5	264-00069007-014	264-00069007-015	311.71	8
		10.0	264-00069010-014	264-00069010-015	380.45	11
		12.5	264-00069012-014	264-00069012-015	429.12	13
		15.0	264-00069015-014	264-00069015-015	460.65	19
8	8.54-8.94	7.5	264-00086307-014	264-00086307-015	343.25	9
		10.0	264-00086310-014	264-00086310-015	416.27	11
		12.5	264-00086312-014	264-00086312-015	479.33	15
		15.0	264-00086315-014	264-00086315-015	532.29	17
8	8.99-9.39	7.5	264-00090507-014	264-00090507-015	344.68	10
		10.0	264-00090510-014	264-00090510-015	417.70	12
		12.5	264-00090512-014	264-00090512-015	480.72	16
		15.0	264-00090515-014	264-00090515-015	535.14	18

Additional widths and tap sizes available upon request.
For use on HDPE spring washers are required

REPAIR CLAMPS



265 TAPPED FULL CIRCLE REPAIR CLAMPS,
Double Band, All 304 Stainless Steel, Fabricated Lugs

Nominal Size Inches	O.D. Range Inches	Width Inches	Catalog Number				List Price	Approx. Weight lbs.
			3/4" NPT	3/4" CC	1" NPT	1" CC		
4	4.44-5.24	7.5	265-00045007-006	265-00045007-007	265-00045007-008	265-00045007-009	\$325.00	10
		10	265-00045010-006	265-00045010-007	265-00045010-008	265-00045010-009	407.07	15
		12.5	265-00045012-006	265-00045012-007	265-00045012-008	265-00045012-009	468.93	17
		15	265-00045015-006	265-00045015-007	265-00045015-008	265-00045015-009	546.85	23
6	6.62-7.42	7.5	265-00066307-006	265-00066307-007	265-00066307-008	265-00066307-009	365.07	11
		10	265-00066310-006	265-00066310-007	265-00066310-008	265-00066310-009	449.41	15
		12.5	265-00066312-006	265-00066312-007	265-00066312-008	265-00066312-009	510.69	19
		15	265-00066315-006	265-00066315-007	265-00066315-008	265-00066315-009	627.55	23
6	6.84-7.64	7.5	265-00069007-006	265-00069007-007	265-00069007-008	265-00069007-009	368.71	12
		10	265-00069010-006	265-00069010-007	265-00069010-008	265-00069010-009	452.20	16
		12.5	265-00069012-006	265-00069012-007	265-00069012-008	265-00069012-009	513.44	19
		15	265-00069015-006	265-00069015-007	265-00069015-008	265-00069015-009	631.75	30
8	8.62-9.42	7.5	265-00086307-006	265-00086307-007	265-00086307-008	265-00086307-009	407.68	13
		10	265-00086310-006	265-00086310-007	265-00086310-008	265-00086310-009	491.15	17
		12.5	265-00086312-006	265-00086312-007	265-00086312-008	265-00086312-009	560.74	22
		15	265-00086315-006	265-00086315-007	265-00086315-008	265-00086315-009	708.28	25
8	8.99-9.79	7.5	265-00090507-006	265-00090507-007	265-00090507-008	265-00090507-009	410.45	17
		10	265-00090510-006	265-00090510-007	265-00090510-008	265-00090510-009	493.96	20
		12.5	265-00090512-006	265-00090512-007	265-00090512-008	265-00090512-009	563.56	23
		15	265-00090515-006	265-00090515-007	265-00090515-008	265-00090515-009	711.10	30
10	10.75-11.55	10	265-00107510-006	265-00107510-007	265-00107510-008	265-00107510-009	621.99	23
		12.5	265-00107512-006	265-00107512-007	265-00107512-008	265-00107512-009	743.09	27
		15	265-00107515-006	265-00107515-007	265-00107515-008	265-00107515-009	864.17	35
10	11.10-11.90	10	265-00111010-006	265-00111010-007	265-00111010-008	265-00111010-009	624.80	27
		12.5	265-00111012-006	265-00111012-007	265-00111012-008	265-00111012-009	745.86	27
		15	265-00111015-006	265-00111015-007	265-00111015-008	265-00111015-009	866.91	34
12	13.20-14.00	10	265-00132010-006	265-00132010-007	265-00132010-008	265-00132010-009	705.53	25
		12.5	265-00132012-006	265-00132012-007	265-00132012-008	265-00132012-009	843.29	30
		15	265-00132015-006	265-00132015-007	265-00132015-008	265-00132015-009	981.03	37
12	12.75-13.55	10	265-00127510-006	265-00127510-007	265-00127510-008	265-00127510-009	702.74	25
		12.5	265-00127512-006	265-00127512-007	265-00127512-008	265-00127512-009	840.51	29
		15	265-00127515-006	265-00127515-007	265-00127515-008	265-00127515-009	978.30	37

REPAIR CLAMPS



265 TAPPED FULL CIRCLE REPAIR CLAMPS, Double Band, All 304 Stainless Steel, Fabricated Lugs

Nominal Size Inches	O.D. Range In.	Width In.	Catalog Number				List Price	Approx. Weight lbs.
			1 1/4" NPT	1 1/4" CC	1 1/2" NPT	1 1/2" CC		
4	4.44-5.24	7.5	265-00045007-010	265-00045007-011	265-00045007-012	265-00045007-013	\$348.61	10
		10	265-00045010-010	265-00045010-011	265-00045010-012	265-00045010-013	430.70	13
		12.5	265-00045012-010	265-00045012-011	265-00045012-012	265-00045012-013	492.54	16
		15	265-00045015-010	265-00045015-011	265-00045015-012	265-00045015-013	570.47	23
6	6.62-7.42	7.5	265-00066307-010	265-00066307-011	265-00066307-012	265-00066307-013	388.69	12
		10	265-00066310-010	265-00066310-011	265-00066310-012	265-00066310-013	473.03	20
		12.5	265-00066312-010	265-00066312-011	265-00066312-012	265-00066312-013	534.30	19
		15	265-00066315-010	265-00066315-011	265-00066315-012	265-00066315-013	651.18	23
6	6.84-7.64	7.5	265-00069007-010	265-00069007-011	265-00069007-012	265-00069007-013	392.33	12
		10	265-00069010-010	265-00069010-011	265-00069010-012	265-00069010-013	475.82	16
		12.5	265-00069012-010	265-00069012-011	265-00069012-012	265-00069012-013	537.06	19
		15	265-00069015-010	265-00069015-011	265-00069015-012	265-00069015-013	655.37	30
8	8.62-9.42	7.5	265-00086307-010	265-00086307-011	265-00086307-012	265-00086307-013	431.31	13
		10	265-00086310-010	265-00086310-011	265-00086310-012	265-00086310-013	514.78	17
		12.5	265-00086312-010	265-00086312-011	265-00086312-012	265-00086312-013	584.37	22
		15	265-00086315-010	265-00086315-011	265-00086315-012	265-00086315-013	731.89	25
8	8.99-9.79	7.5	265-00090507-010	265-00090507-011	265-00090507-012	265-00090507-013	434.07	14
		10	265-00090510-010	265-00090510-011	265-00090510-012	265-00090510-013	517.59	20
		12.5	265-00090512-010	265-00090512-011	265-00090512-012	265-00090512-013	587.17	25
		15	265-00090515-010	265-00090515-011	265-00090515-012	265-00090515-013	734.72	30
10	10.75-11.55	10	265-00107510-010	265-00107510-011	265-00107510-012	265-00107510-013	645.60	23
		12.5	265-00107512-010	265-00107512-011	265-00107512-012	265-00107512-013	766.71	27
		15	265-00107515-010	265-00107515-011	265-00107515-012	265-00107515-013	887.79	35
10	11.10-11.90	10	265-00111010-010	265-00111010-011	265-00111010-012	265-00111010-013	648.42	23
		12.5	265-00111012-010	265-00111012-011	265-00111012-012	265-00111012-013	769.47	28
		15	265-00111015-010	265-00111015-011	265-00111015-012	265-00111015-013	890.54	34
12	12.75-13.55	10	265-00127510-010	265-00127510-011	265-00127510-012	265-00127510-013	726.36	25
		12.5	265-00127512-010	265-00127512-011	265-00127512-012	265-00127512-013	864.14	29
		15	265-00127515-010	265-00127515-011	265-00127515-012	265-00127515-013	1001.91	38
12	13.20-14.00	10	265-00132010-010	265-00132010-011	265-00132010-012	265-00132010-013	729.15	25
		12.5	265-00132012-010	265-00132012-011	265-00132012-012	265-00132012-013	866.91	30
		15	265-00132015-010	265-00132015-011	265-00132015-012	265-00132015-013	1004.65	37

Additional widths and tap sizes available upon request. For use on HDPE spring washers are required

REPAIR CLAMPS



265 TAPPED FULL CIRCLE REPAIR CLAMPS,
Double Band, All 304 Stainless Steel, Fabricated Lugs

Nominal Size Inches	O.D. Range In.	Width In.	Catalog Number		List Price	Approx. Weight lbs.
			2" NPT	2" CC		
4	4.44-5.24	7.5	265-00045007-014	265-00045007-015	\$371.05	10
		10	265-00045010-014	265-00045010-015	453.14	13
		12.5	265-00045010-014	265-00045010-015	514.99	16
		15	265-00045015-014	265-00045015-015	592.90	23
6	6.62-7.42	7.5	265-00066307-014	265-00066307-015	411.13	12
		10	265-00066310-014	265-00066310-015	495.46	20
		12.5	265-00066312-014	265-00066312-015	556.74	19
		15	265-00066315-014	265-00066315-015	673.62	23
6	6.84-7.64	7.5	265-00069007-014	265-00069007-015	414.77	12
		10	265-00069010-014	265-00069010-015	498.26	16
		12.5	265-00069012-014	265-00069012-015	559.49	19
		15	265-00069015-014	265-00069015-015	677.82	30
8	8.62-9.42	7.5	265-00086307-014	265-00086307-015	453.75	13
		10	265-00086310-014	265-00086310-015	537.21	17
		12.5	265-00086312-014	265-00086312-015	606.81	22
		15	265-00086315-014	265-00086315-015	754.34	25
8	8.99-9.79	7.5	265-00090507-014	265-00090507-015	456.51	14
		10	265-00090510-014	265-00090510-015	540.03	20
		12.5	265-00090512-014	265-00090512-015	609.62	25
		15	265-00090515-014	265-00090515-015	757.16	30
10	10.75-11.55	10	265-00107510-014	265-00107510-015	668.05	23
		12.5	265-00107512-014	265-00107512-015	789.15	27
		15	265-00107515-014	265-00107515-015	913.77	35
10	11.10-11.90	10	265-00111010-014	265-00111010-015	670.85	23
		12.5	265-00111012-014	265-00111012-015	791.91	28
		15	265-00111015-014	265-00111015-015	912.96	34
12	12.75-13.55	10	265-00127510-014	265-00127510-015	748.80	25
		12.5	265-00127512-014	265-00127512-015	886.58	29
		15	265-00127515-014	265-00127515-015	1024.36	38
12	13.20-14.00	10	265-00132010-014	265-00132010-015	751.59	25
		12.5	265-00132012-014	265-00132012-015	889.35	30
		15	265-00132015-014	265-00132015-015	1027.09	37

267 & 268 FULL CIRCLE REPAIR CLAMPS
Higher Pressure, Multi-Band



Carbon Steel High Pressure



Stainless Steel V Lug Style

**Contact Smith-Blair
for sizes and pricing.**

REPAIR CLAMPS



269 FULL CIRCLE COLLAR LEAK CLAMPS,
Single Band, All 304 Stainless Steel, Fabricated Lugs

Nominal Size Inches	O.D. Range Inches	Width Inches	Catalog Number	List Price	Approx Weight lbs.
2	2.38	7.5	269-00023807-000	\$139.25	5
2.5	2.88	7.5	269-00028807-000	152.71	5
3	3.50	7.5	269-00035007-000	162.71	6
3.5	4.00	7.5	269-00040007-000	165.09	6
4	4.50	7.5	269-00045007-000	196.82	6
5	5.56	7.5	269-00055607-000	215.40	7
6	6.63	7.5	269-00066307-000	234.89	8
8	8.63	7.5	269-00086307-000	263.53	9
10	10.75	7.5	269-00107507-000	295.60	11
12	12.75	7.5	269-00127507-000	336.22	13

REPAIR CLAMPS



274 BELL JOINT LEAK CLAMPS Alloy and 304 Stainless Steel Bolts & Nuts



DI Pipe and Short Bell C900 PVC

Nominal Size Inches	O.D. Range Inches	Bolt Qty.	Bolt Size	Alloy Bolts & Nuts		304 Stainless Steel Bolts & Nuts		Approx. Weight lbs.
				Catalog Number	List Price	Catalog Number	List Price	
2	2.50	4	1/2 x 7	274-00000250-000	\$280.67	274-00000250-002	\$302.53	7
3	3.80-3.96	4	5/8 x 9	274-00000380-000	280.67	274-00000380-002	375.67	15
4	4.80-5.00	4	5/8 x 9	274-00000480-000	288.98	274-00000480-002	384.51	18
6	6.90-7.10	4	5/8 x 9	274-00000690-000	318.26	274-00000690-002	413.27	22
8	9.05-9.30	6	5/8 x 10 1/2	274-00000905-000	439.75	274-00000905-002	587.22	31
10	11.10-11.40	6	5/8 x 10 1/2	274-00001110-000	552.56	274-00001110-002	700.01	35
12	13.20-13.50	6	5/8 x 10 1/2	274-00001320-000	597.65	274-00001320-002	731.98	47
14*	15.30	8	5/8 x 11	274-00001530-000	2078.45	274-00001530-002	2299.50	52
14*	15.65	8	5/8 x 11	274-00001565-000	2078.45	274-00001565-002	2299.50	54
16	17.40-17.80	9	5/8 x 13	274-00001740-000	933.25	274-00001740-002	1228.56	73
18	19.50-19.92	12	5/8 x 13	274-00001950-000	1296.86	274-00001950-002	1592.18	84
20	21.60-22.06	12	5/8 x 13	274-00002160-000	1506.03	274-00002160-002	1801.34	112
24	25.80-26.32	12	5/8 x 13	274-00002580-000	1715.19	274-00002580-002	2010.50	124
30†	31.74-32.74	15	5/8 x 17	274-00003174-000	3024.89	274-00003174-002	3966.86	239
36†	37.96-38.70	18	5/8 x 17	274-00003796-000	3636.34	274-00003796-002	4578.04	295

*Fabricated Carbon Steel.

†Not recommended for PVC pipe.

May be used on C900, cast iron pipe sizes. Longer bolts may be required (see below).



DI Pipe and Longer Bell C900 PVC

Nominal Size	O.D. Range Inches	Bolt Qty.	Bolt or Stud Size**	Catalog Number	List Price	Approx. Weight lbs.
4	4.80-5.00	4	5/8 x 17	274-40000480-500	\$297.23	23
6	6.90-7.10	4	5/8 x 17	274-40000690-500	326.50	25
8	9.05-9.30	6	5/8 x 17	274-30000905-500	450.26	37
10	11.10-11.40	6	5/8 x 17	274-30001110-500	560.91	38
12	13.20-13.50	6	5/8 x 17	274-30001320-500	605.13	50
14*	15.30	8	5/8 x 17	274-30001530-500	2051.81	52
14*	15.65	8	5/8 x 17	274-30001565-500	2051.81	54
16	17.40-17.80	9	5/8 x 25	274-40001740-000	991.18	76
18	19.50-19.92	12	5/8 x 25	274-40001950-000	1373.10	90
20	21.60-22.06	12	5/8 x 25	274-40002160-000	1578.26	112
24	25.80-26.32	12	5/8 x 25	274-40002580-000	1783.38	144
30†	31.74-32.74	15	5/8 x 27	274-40003174-000	3052.32	239
36†	37.96-38.70	18	5/8 x 27	274-40003796-000	3669.11	295

*Fabricated Carbon Steel.

†Not recommended for PVC pipe.

**-.500 end code = 12" of thread

**-.000 end code = studs

5/8 x 17" bolts have 12-inches of thread. 5/8 x 25" all thread.

5/8 x 27" all thread.

REPAIR CLAMPS



281 FULL CIRCLE WIDE RANGE REPAIR CLAMP

Nom. Size Inches	OD Size Inches	Catalog Number	Width Inches	Approx Wt. Each Lbs.	List Price Each
3	3.46-4.04	281-00035007-000	7.5	6	\$169.73
		281-00035010-000	10	8	240.45
		281-00035012-000	12.5	9	307.91
		281-00035015-000	15	12	352.33
4	4.45-5.14	281-00045007-000	7.5	7	174.30
		281-00045010-000	10	9	244.13
		281-00045012-000	12.5	12	316.05
		281-00045015-000	15	15	375.59
4	4.75-5.45	281-00048007-000	7.5	7	177.98
		281-00048010-000	10	10	248.69
		281-00048012-000	12.5	12	324.98
		281-00048015-000	15	15	383.20
		281-00048020-000	20	19	528.99
6	6.56-7.36	281-00066307-000	7.5	8	198.35
		281-00066310-000	10	11	280.19
		281-00066312-000	12.5	13	372.33
		281-00066315-000	15	17	439.11
		281-00066320-000	20	22	607.53
		281-00066325-000	25	26	814.07
		281-00066330-000	30	34	983.06
6	6.83-7.63	281-00069007-000	7.5	8	201.18
		281-00069010-000	10	11	284.08
		281-00069012-000	12.5	13	378.00
		281-00069015-000	15	17	445.67
		281-00069020-000	20	22	616.61
		281-00069025-000	25	26	825.20
		281-00069030-000	30	34	996.08
8	8.54-9.34	281-00086307-000	7.5	10	219.50
		281-00086310-000	10	13	309.17
		281-00086312-000	12.5	16	414.80
		281-00086315-000	15	19	487.88
		281-00086320-000	20	25	675.40
		281-00086325-000	25	32	897.38
		281-00086330-000	30	38	1080.61
8	8.99-9.79	281-00090507-000	7.5	10	239.14
		281-00090510-000	10	13	316.37
		281-00090512-000	12.5	16	425.30
		281-00090515-000	15	19	500.01
		281-00090520-000	20	25	692.21
		281-00090525-000	25	32	917.90
		281-00090530-000	30	38	1104.81

REPAIR CLAMPS



281 FULL CIRCLE WIDE RANGE REPAIR CLAMP

Nom. Size Inches	OD Size Inches	Catalog Number	Width Inches	Approx Wt. Each Lbs.	List Price Each
10	10.64-11.54	281-00107507-000	7.5	11	\$268.91
		281-00107510-000	10	14	386.93
		281-00107512-000	12.5	18	518.49
		281-00107515-000	15	22	604.14
		281-00107520-000	20	29	832.49
		281-00107525-000	25	36	1087.80
		281-00107530-000	30	44	1208.45
10	11.34-12.24	281-00114007-000	7.5	11	305.32
		281-00114010-000	10	15	401.28
		281-00114012-000	12.5	18	523.53
		281-00114015-000	15	22	609.74
		281-00114020-000	20	29	840.32
		281-00114025-000	25	36	1098.67
		281-00114030-000	30	44	1218.88
12	12.62-13.57	281-00127507-000	7.5	12	305.32
		281-00127510-000	10	15	412.13
		281-00127512-000	12.5	20	535.50
		281-00127515-000	15	24	627.90
		281-00127520-000	20	31	847.61
		281-00127525-000	25	40	1112.48
		281-00127530-000	30	48	1283.31
12	13.44-14.39	281-00135007-000	7.5	12	364.82
		281-00135010-000	10	16	486.94
		281-00135012-000	12.5	20	589.94
		281-00135015-000	15	24	671.06
		281-00135020-000	20	31	916.86
		281-00135025-000	25	40	1121.30
		281-00135030-000	30	48	1286.67

SERVICE SADDLES



311 SERVICE SADDLE Single Bale, Ductile Iron Body, Electro-Galvanized

Nominal Size Inches	O.D. Range Inches	Tap Size & Type Inches	Catalog Number	List Price	Approx. Weight lbs.
1	1.31-1.39	5/8 CC	311-00013905-000	\$29.57	3
		3/4 NPT	311-00013906-000	29.57	3
		3/4 CC	311-00013907-000	29.57	3
1 1/4-1 1/2	1.61-1.92	5/8 CC	311-00019205-000	30.39	3
		3/4 NPT	311-00019206-000	30.39	3
		3/4 CC	311-00019207-000	30.39	3
		1 NPT	311-00019208-000	30.39	3
		1 CC	311-00019209-000	30.39	3
2	2.38	5/8 CC	311-00023805-000	35.07	3
		3/4 NPT	311-00023806-000	35.07	3
		3/4 CC	311-00023807-000	35.07	3
		1 NPT	311-00023808-000	35.07	3
		1 CC	311-00023809-000	35.07	3
2	2.35-2.56	5/8 CC	311-00025605-000	32.73	3
		3/4 NPT	311-00025606-000	32.73	3
		3/4 CC	311-00025607-000	32.73	3
		1 NPT	311-00025608-000	32.73	3
		1 CC	311-00025609-000	32.73	3
		1 1/4 NPT	311-00025610-000	43.70	4
		1 1/4 CC	311-00025611-000	43.70	4
		1 1/2 NPT	311-00025612-000	43.70	4
2 1/4-2 1/2	2.44-2.91	5/8 CC	311-00029105-000	34.35	3
		3/4 NPT	311-00029106-000	34.35	3
		3/4 CC	311-00029107-000	34.35	3
		1 NPT	311-00029108-000	34.35	3
		1 CC	311-00029109-000	34.35	3
		1 1/4 NPT	311-00029110-000	44.66	3
		1 1/4 CC	311-00029111-000	44.66	3
		1 1/2 NPT	311-00029112-000	44.66	3
		1 1/2 CC	311-00029113-000	44.66	3

SERVICE SADDLES



311 SERVICE SADDLE Single Bale, Ductile Iron Body, Electro-Galvanized

Nominal Size Inches	O.D. Range Inches	Tap Size & Type Inches	Catalog Number	List Price	Approx. Weight lbs.
3	2.97-3.54	5/8 CC	311-00035405-000	\$36.59	3
		3/4 NPT	311-00035406-000	36.59	3
		3/4 CC	311-00035407-000	36.59	3
		1 NPT	311-00035408-000	36.59	3
		1 CC	311-00035409-000	36.59	3
		1 1/4 NPT	311-00035410-000	47.74	3
		1 1/4 CC	311-00035411-000	47.74	3
		1 1/2 NPT	311-00035412-000	47.74	3
		1 1/2 CC	311-00035413-000	47.74	3
4	4.40-4.50	5/8 CC	311-00045005-000	39.88	3
		3/4 NPT	311-00045006-000	39.88	3
		3/4 CC	311-00045007-000	39.88	3
		1 NPT	311-00045008-000	39.88	3
		1 CC	311-00045009-000	39.88	3
		1 1/4 NPT	311-00045010-000	53.70	5
		1 1/4 CC	311-00045011-000	53.70	5
		1 1/2 NPT	311-00045012-000	53.70	5
		1 1/2 CC	311-00045013-000	53.70	5
4	4.40-4.80	2 NPT	311-00045014-000	53.70	5
		5/8 CC	311-00048005-000	40.51	3
		3/4 NPT	311-00048006-000	40.51	3
		3/4 CC	311-00048007-000	40.51	3
		1 NPT	311-00048008-000	40.51	3
		1 CC	311-00048009-000	40.51	3
		1 1/4 NPT	311-00048010-000	56.67	5
		1 1/4 CC	311-00048011-000	56.67	5
		1 1/2 NPT	311-00048012-000	56.67	5
1 1/2 CC	311-00048013-000	56.67	5		
		2 NPT	311-00048014-000	56.67	5

SERVICE SADDLES



311 SERVICE SADDLE

Single Bale, Ductile Iron Body, Electro-Galvanized

Nominal Size Inches	O.D. Range Inches	Tap Size & Type Inches	Catalog Number	List Price	Approx. Weight lbs.
4-5	4.74-5.63	5/8 CC	311-00056305-000	\$43.24	4
		3/4 NPT	311-00056306-000	43.24	4
		3/4 CC	311-00056307-000	43.24	4
		1 NPT	311-00056308-000	43.24	4
		1 CC	311-00056309-000	43.24	4
		1 1/4 NPT	311-00056310-000	58.92	5
		1 1/4 CC	311-00056311-000	58.92	5
		1 1/2 NPT	311-00056312-000	58.92	5
		1 1/2 CC	311-00056313-000	58.92	5
		2 NPT	311-00056314-000	58.92	5
5-6	5.94-6.70	5/8 NPT	311-00066305-000	47.03	4
		3/4 NPT	311-00066306-000	47.03	4
		3/4 CC	311-00066307-000	47.03	4
		1 NPT	311-00066308-000	47.03	4
		1 CC	311-00066309-000	47.03	4
		1 1/4 NPT	311-00066310-000	65.46	5
		1 1/4 CC	311-00066311-000	65.46	5
		1 1/2 NPT	311-00066312-000	65.46	5
		1 1/2 CC	311-00066313-000	65.46	5
		2 NPT	311-00066314-000	65.46	5
5-6	5.94-6.90	5/8 CC	311-00069005-000	47.03	4
		3/4 NPT	311-00069006-000	47.03	4
		3/4 CC	311-00069007-000	47.03	4
		1 NPT	311-00069008-000	47.03	4
		1 CC	311-00069009-000	47.03	4
		1 1/4 NPT	311-00069010-000	65.46	5
		1 1/4 CC	311-00069011-000	65.46	5
		1 1/2 NPT	311-00069012-000	65.46	5
		1 1/2 CC	311-00069013-000	65.46	5
		2 NPT	311-00069014-000	65.46	5

SERVICE SADDLES



311 SERVICE SADDLE Single Bale, Ductile Iron Body, Electro-Galvanized

Nominal Size Inches	O.D. Range Inches	Tap Size & Type Inches	Catalog Number	List Price	Approx. Weight Lbs.
6	6.84-7.60	5/8 CC	311-00076005-000	\$50.22	4
		3/4 NPT	311-00076006-000	50.22	4
		3/4 CC	311-00076007-000	50.22	4
		1 NPT	311-00076008-000	50.22	4
		1 CC	311-00076009-000	50.22	4
		1 1/4 NPT	311-00076010-000	70.72	6
		1 1/4 CC	311-00076011-000	70.72	6
		1 1/2 NPT	311-00076012-000	70.72	6
		1 1/2 CC	311-00076013-000	70.72	6
		2 NPT	311-00076014-000	70.72	6
6-8	7.69-8.72	5/8 CC	311-00087205-000	56.89	5
		3/4 NPT	311-00087206-000	56.89	5
		3/4 CC	311-00087207-000	56.89	5
		1 NPT	311-00087208-000	56.89	5
		1 CC	311-00087209-000	56.89	5
		1/4 NPT	311-00087210-000	77.29	6
		1 1/4 CC	311-00087211-000	77.29	6
		1 1/2 NPT	311-00087212-000	77.29	6
		1 1/2 CC	311-00087213-000	77.29	6
		2 NPT	311-00087214-000	77.29	6
6-8	7.69-9.05	5/8 CC	311-00090505-000	56.89	5
		3/4 NPT	311-00090506-000	56.89	5
		3/4 CC	311-00090507-000	56.89	5
		1 NPT	311-00090508-000	56.89	5
		1 CC	311-00090509-000	56.89	5
		1 1/4 NPT	311-00090510-000	77.29	6
		1 1/4 CC	311-00090511-000	77.29	6
		1 1/2 NPT	311-00090512-000	77.29	6
		1 1/2 CC	311-00090513-000	77.29	6
		2 NPT	311-00090514-000	77.29	6

SERVICE SADDLES



311 SERVICE SADDLE

Single Bale, Ductile Iron Body, Electro-Galvanized

Nominal Size Inches	O.D. Range Inches	Tap Size & Type Inches	Catalog Number	List Price	Approx. Weight Lbs.
8-10	8.54-10.10	5/8 CC	311-00101005-000	\$60.26	6
		3/4 NPT	311-00101006-000	60.26	6
		3/4 CC	311-00101007-000	60.26	6
		1 NPT	311-00101008-000	60.26	6
		1 CC	311-00101009-000	60.26	6
		1 1/4 NPT	311-00101010-000	89.31	7
		1 1/4 CC	311-00101011-000	89.31	7
		1 1/2 NPT	311-00101012-000	89.31	7
		1 1/2 CC	311-00101013-000	89.31	7
		2 NPT	311-00101014-000	89.31	7
10-12	10.64-12.12	5/8 CC	311-00121205-000	70.19	6
		3/4 NPT	311-00121206-000	70.19	6
		3/4 CC	311-00121207-000	70.19	6
		1 NPT	311-00121208-000	70.19	6
		1 CC	311-00121209-000	70.19	6
		1 1/4 NPT	311-00121210-000	107.85	6
		1 1/4 CC	311-00121211-000	107.85	6
		1 1/2 NPT	311-00121212-000	107.85	6
		1 1/2 CC	311-00121213-000	107.85	6
		2 NPT	311-00121214-000	107.85	6
12-14	12.62-14.32	5/8 CC	311-00143205-000	75.47	7
		3/4 NPT	311-00143206-000	75.47	7
		3/4 CC	311-00143207-000	75.47	7
		1 NPT	311-00143208-000	75.47	7
		1 CC	311-00143209-000	75.47	7
		1 1/4 NPT	311-00143210-000	109.83	7
		1 1/4 CC	311-00143211-000	109.83	7
		1 1/2 NPT	311-00143212-000	109.83	7
		1 1/2 CC	311-00143213-000	109.83	7
		2 NPT	311-00143214-000	109.83	7

SERVICE SADDLES



313 SERVICE SADDLE Double Bale, Ductile Iron Body



Nominal Size Inches	O.D. Range Inches	Tap Size & Type Inches	With Electro-Galvanized Steel Bales		With 304 Stainless Steel Bales		Approx Weight lbs.
			Catalog Number	List Price	Catalog Number	List Price	
1 1/4-1 1/2	1.61-1.92	5/8 CC	313-00019205-000	\$44.48	313-00019205-015	\$129.12	3
		3/4 NPT	313-00019206-000	44.48	313-00019206-015	129.12	3
		3/4 CC	313-00019207-000	44.48	313-00019207-015	129.12	3
		1 NPT	313-00019208-000	44.48	313-00019208-015	129.12	3
		1 CC	313-00019209-000	44.48	313-00019209-015	129.12	3
2	2.35-2.56	5/8 CC	313-00025605-000	44.66	313-00025605-015	131.41	3
		3/4 NPT	313-00025606-000	44.66	313-00025606-015	131.41	3
		3/4 CC	313-00025607-000	44.66	313-00025607-015	131.41	3
		1 NPT	313-00025608-000	44.66	313-00025608-015	131.41	3
		1 CC	313-00025609-000	44.66	313-00025609-015	131.41	3
		1 1/4 NPT	313-00025610-000	46.90	313-00025610-015	136.05	4
		1 1/4 CC	313-00025611-000	46.90	313-00025611-015	136.05	4
2 1/4-2 1/2	2.44-2.91	1 1/2 NPT	313-00025612-000	46.90	313-00025612-015	136.05	4
		5/8 CC	313-00029105-000	49.02	313-00029105-015	134.97	4
		3/4 NPT	313-00029106-000	49.02	313-00029106-015	134.97	4
		3/4 CC	313-00029107-000	49.02	313-00029107-015	134.97	4
		1 NPT	313-00029108-000	49.02	313-00029108-015	134.97	4
3	2.97-3.54	1 CC	313-00029109-000	49.02	313-00029109-015	134.97	4
		5/8 CC	313-00035405-000	53.15	313-00035405-015	161.77	4
		3/4 NPT	313-00035406-000	53.15	313-00035406-015	161.77	4
		3/4 CC	313-00035407-000	53.15	313-00035407-015	161.77	4
		1 NPT	313-00035408-000	53.15	313-00035408-015	161.77	4
		1 CC	313-00035409-000	53.15	313-00035409-015	161.77	4
		1 1/4 NPT	313-00035410-000	68.89	313-00035410-015	176.89	5
		1 1/4 CC	313-00035411-000	68.89	313-00035411-015	176.89	5
		1 1/2 NPT	313-00035412-000	68.89	313-00035412-015	176.89	5
3-4	3.74-4.13	1 1/2 CC	313-00035413-000	68.89	313-00035413-015	176.89	5
		2 NPT	313-00035414-000	74.45	313-00035414-015	183.40	5
		5/8 CC	313-00041305-000	55.52	313-00041305-015	195.62	6
		3/4 NPT	313-00041306-000	55.52	313-00041306-015	195.62	6
		3/4 CC	313-00041307-000	55.52	313-00041307-015	195.62	6
		1 NPT	313-00041308-000	55.52	313-00041308-015	195.62	6
		1 CC	313-00041309-000	55.52	313-00041309-015	195.62	6
		1 1/4 NPT	313-00041310-000	71.27	313-00041310-015	216.33	8
		1 1/4 CC	313-00041311-000	71.27	313-00041311-015	216.33	8
		1 1/2 NPT	313-00041312-000	71.27	313-00041312-015	216.33	8
		1 1/2 CC	313-00041313-000	71.27	313-00041313-015	216.33	8
		2 NPT	313-00041314-000	73.32	313-00041314-015	222.10	8
2 CC	313-00041315-000	73.32	313-00041315-015	222.10	8		
2 1/2 NPT	313-00041316-000	73.32	313-00041316-015	222.10	8		

SERVICE SADDLES



313 SERVICE SADDLE Double Bale, Ductile Iron Body



Nominal Size Inches	O.D. Range Inches	Tap Size & Type Inches	With Electro-Galvanized Steel Bales		With 304 Stainless Steel Bales		Approx Weight lbs.
			Catalog Number	List Price	Catalog Number	List Price	
4	4.40-4.50	5/8 CC	313-00045005-000	\$58.11	313-00045005-015	\$198.19	8
		3/4 NPT	313-00045006-000	58.11	313-00045006-015	198.19	8
		3/4 CC	313-00045007-000	58.11	313-00045007-015	198.19	8
		1 NPT	313-00045008-000	58.11	313-00045008-015	198.19	8
		1 CC	313-00045009-000	58.11	313-00045009-015	198.19	8
		1 1/4 NPT	313-00045010-000	73.41	313-00045010-015	218.90	8
		1 1/4 CC	313-00045011-000	73.41	313-00045011-015	218.90	8
		1 1/2 NPT	313-00045012-000	73.41	313-00045012-015	218.90	8
		1 1/2 CC	313-00045013-000	73.41	313-00045013-015	218.90	8
		2 NPT	313-00045014-000	75.17	313-00045014-015	224.78	8
		2 CC	313-00045015-000	75.17	313-00045015-015	224.78	8
		2 1/2 NPT	313-00045016-000	75.17	313-00045016-015	224.78	8
4	4.40-4.80	5/8 CC	313-00048005-000	60.31	313-00048005-015	207.27	7
		3/4 NPT	313-00048006-000	60.31	313-00048006-015	207.27	7
		3/4 CC	313-00048007-000	60.31	313-00048007-015	207.27	7
		1 NPT	313-00048008-000	60.31	313-00048008-015	207.27	7
		1 CC	313-00048009-000	60.31	313-00048009-015	207.27	7
		1 1/4 NPT	313-00048010-000	76.29	313-00048010-015	223.13	8
		1 1/4 CC	313-00048011-000	76.29	313-00048011-015	223.13	8
		1 1/2 NPT	313-00048012-000	76.29	313-00048012-015	223.13	8
		1 1/2 CC	313-00048013-000	78.70	313-00048013-015	228.41	8
		2 NPT	313-00048014-000	78.70	313-00048014-015	228.41	8
		2 CC	313-00048015-000	78.70	313-00048015-015	228.41	8
		2 1/2 NPT	313-00048016-000	78.70	313-00048016-015	228.41	8
4-5	4.74-5.14	5/8 CC	313-00051405-000	62.70	313-00051405-015	210.01	8
		3/4 NPT	313-00051406-000	62.70	313-00051406-015	210.01	8
		3/4 CC	313-00051407-000	62.70	313-00051407-015	210.01	8
		1 NPT	313-00051408-000	62.70	313-00051408-015	210.01	8
		1 CC	313-00051409-000	62.70	313-00051409-015	210.01	8
		1 1/4 NPT	313-00051410-000	78.35	313-00051410-015	227.72	8
		1 1/4 CC	313-00051411-000	78.35	313-00051411-015	227.72	8
		1 1/2 NPT	313-00051412-000	78.35	313-00051412-015	227.72	8
		1 1/2 CC	313-00051413-000	81.09	313-00051413-015	230.71	8
		2 NPT	313-00051414-000	81.09	313-00051414-015	230.71	8
		2 CC	313-00051415-000	81.09	313-00051415-015	230.71	8
		2 1/2 NPT	313-00051416-000	81.09	313-00051416-015	230.71	8
4-5	5.00-5.63	5/8 CC	313-00056305-000	62.70	313-00056305-015	210.01	7
		3/4 NPT	313-00056306-000	62.70	313-00056306-015	210.01	7
		3/4 CC	313-00056307-000	62.70	313-00056307-015	210.01	7
		1 NPT	313-00056308-000	62.70	313-00056308-015	210.01	7
		1 CC	313-00056309-000	62.70	313-00056309-015	210.01	7

SERVICE SADDLES



313 SERVICE SADDLE Double Bale, Ductile Iron Body



Nominal Size Inches	O.D. Range Inches	Tap Size & Type Inches	With Electro-Galvanized Steel Bales		With 304 Stainless Steel Bales		Approx. Weight lbs.
			Catalog Number	List Price	Catalog Number	List Price	
4-5	5.00-5.63	1 1/4 NPT	313-00056310-000	79.67	313-00056310-015	\$227.72	8
		1 1/4 CC	313-00056311-000	79.67	313-00056311-015	227.72	8
		1 1/2 NPT	313-00056312-000	79.67	313-00056312-015	227.72	8
		1 1/2 CC	313-00056313-000	82.22	313-00056313-015	230.71	8
		2 NPT	313-00056314-000	82.22	313-00056314-015	230.71	8
		2 CC	313-00056315-000	82.22	313-00056315-015	230.71	8
		2 1/2 NPT	313-00056316-000	82.22	313-00056316-015	230.71	8
6	5.94-6.70	5/8 CC	313-00066305-000	\$65.71	313-00066305-015	227.72	8
		3/4 NPT	313-00066306-000	65.71	313-00066306-015	227.72	8
		3/4 CC	313-00066307-000	65.71	313-00066307-015	227.72	8
		1 NPT	313-00066308-000	65.71	313-00066308-015	227.72	8
		1 CC	313-00066309-000	65.71	313-00066309-015	227.72	8
		1 1/4 NPT	313-00066310-000	81.73	313-00066310-015	245.53	9
		1 1/4 CC	313-00066311-000	81.73	313-00066311-015	245.53	9
		1 1/2 NPT	313-00066312-000	81.73	313-00066312-015	245.53	9
		1 1/2 CC	313-00066313-000	84.05	313-00066313-015	248.43	9
		2 NPT	313-00066314-000	84.05	313-00066314-015	248.43	9
		2 CC	313-00066315-000	84.05	313-00066315-015	248.43	9
		2 1/2 NPT	313-00066316-000	84.05	313-00066316-015	248.43	9
		3 NPT	313-00066317-000	203.87	313-00066317-015	363.80	10
6	5.94-6.90	5/8 CC	313-00069005-000	65.71	313-00069005-015	227.72	8
		3/4 NPT	313-00069006-000	65.71	313-00069006-015	227.72	8
		3/4 CC	313-00069007-000	65.71	313-00069007-015	227.72	8
		1 NPT	313-00069008-000	65.71	313-00069008-015	227.72	8
		1 CC	313-00069009-000	65.71	313-00069009-015	227.72	8
		1 1/4 NPT	313-00069010-000	81.75	313-00069010-015	247.13	9
		1 1/4 CC	313-00069011-000	81.75	313-00069011-015	247.13	9
		1 1/2 NPT	313-00069012-000	81.75	313-00069012-015	247.13	9
		1 1/2 CC	313-00069013-000	84.07	313-00069013-015	248.43	9
		2 NPT	313-00069014-000	84.07	313-00069014-015	248.43	9
		2 CC	313-00069015-000	84.07	313-00069015-015	248.43	9
		2 1/2 NPT	313-00069016-000	84.07	313-00069016-015	248.43	9
		6	6.63-6.96	3 NPT	313-00069017-000	203.88	313-00069017-015

SERVICE SADDLES



313 SERVICE SADDLE Double Bale, Ductile Iron Body



Nominal Size Inches	O.D. Range Inches	Tap Size & Type Inches	With Electro-Galvanized Steel Bales		With 304 Stainless Steel Bales		Approx. Weight lbs.
			Catalog Number	List Price	Catalog Number	List Price	
6	6.84-7.60	5/8 CC	313-00076005-000	\$77.21	313-00076005-015	\$239.59	8
		3/4 NPT	313-00076006-000	77.21	313-00076006-015	239.59	8
		3/4 CC	313-00076007-000	77.21	313-00076007-015	239.59	8
		1 NPT	313-00076008-000	77.21	313-00076008-015	239.59	8
		1 CC	313-00076009-000	77.21	313-00076009-015	239.59	8
		1 1/4 NPT	313-00076010-000	93.93	313-00076010-015	257.33	8
		1 1/4 CC	313-00076011-000	93.93	313-00076011-015	257.33	8
		1 1/2 NPT	313-00076012-000	93.93	313-00076012-015	257.33	8
		1 1/2 CC	313-00076013-000	95.19	313-00076013-015	260.28	9
		2 NPT	313-00076014-000	95.19	313-00076014-015	260.28	9
		2 CC	313-00076015-000	95.19	313-00076015-015	260.28	9
		2 1/2 NPT	313-00076016-000	95.19	313-00076016-015	260.28	9
		3 NPT	313-00076017-000	249.06	313-00076017-015	411.17	12
		4 NPT	313-00076018-000	249.06	313-00076018-015	411.17	13
6-8	7.69-8.72	5/8 CC	313-00087205-000	\$79.43	313-00087205-015	275.09	9
		3/4 NPT	313-00087206-000	79.43	313-00087206-015	275.09	9
		3/4 CC	313-00087207-000	79.43	313-00087207-015	275.09	9
		1 NPT	313-00087208-000	79.43	313-00087208-015	275.09	9
		1 CC	313-00087209-000	79.43	313-00087209-015	275.09	9
		1 1/4 NPT	313-00087210-000	101.84	313-00087210-015	298.76	11
		1 1/4 CC	313-00087211-000	101.84	313-00087211-015	298.76	11
		1 1/2 NPT	313-00087212-000	101.84	313-00087212-015	298.76	11
		1 1/2 CC	313-00087213-000	102.95	313-00087213-015	301.72	11
		2 NPT	313-00087214-000	102.95	313-00087214-015	301.72	11
8	7.69-9.05	5/8 CC	313-00090505-000	79.43	313-00090505-015	275.09	11
		3/4 NPT	313-00090506-000	79.43	313-00090506-015	275.09	11
		3/4 CC	313-00090507-000	79.43	313-00090507-015	275.09	11
		1 NPT	313-00090508-000	79.43	313-00090508-015	275.09	11
		1 CC	313-00090509-000	79.43	313-00090509-015	275.09	11
		1 1/4 NPT	313-00090510-000	101.84	313-00090510-015	298.76	11
		1 1/4 CC	313-00090511-000	101.84	313-00090511-015	298.76	11
		1 1/2 NPT	313-00090512-000	101.84	313-00090512-015	298.76	11
		1 1/2 CC	313-00090513-000	102.95	313-00090513-015	298.76	11
		2 NPT	313-00090514-000	102.95	313-00090514-015	301.72	11
		2 CC	313-00090515-000	104.92	313-00090515-015	307.13	11

SERVICE SADDLES



313 SERVICE SADDLE Double Bale, Ductile Iron Body



Nominal Size Inches	O.D. Range Inches	Tap Size & Type Inches	With Electro-Galvanized Steel Bales		With 304 Stainless Steel Bales		Approx. Weight lbs.
			Catalog Number	List Price	Catalog Number	List Price	
8-10	8.54-10.10	5/8 CC	313-00101005-000	\$84.30	313-00101005-015	\$280.98	11
		3/4 NPT	313-00101006-000	84.30	313-00101006-015	280.98	11
		3/4 CC	313-00101007-000	84.30	313-00101007-015	280.98	11
		1 NPT	313-00101008-000	84.30	313-00101008-015	280.98	11
		1 CC	313-00101009-000	84.30	313-00101009-015	280.98	11
		1 1/4 NPT	313-00101010-000	105.16	313-00101010-015	301.72	11
		1 1/4 CC	313-00101011-000	105.16	313-00101011-015	301.72	11
		1 1/2 NPT	313-00101012-000	105.16	313-00101012-015	301.72	11
		1 1/2 CC	313-00101013-000	105.16	313-00101013-015	301.72	11
		2 NPT	313-00101014-000	105.16	313-00101014-015	301.72	11
		2 CC	313-00101015-000	105.16	313-00101015-015	301.72	11
		2 1/2 NPT	313-00101016-000	105.16	313-00101016-015	301.72	11
		3 NPT	313-00101017-000	324.32	313-00101017-015	520.58	15
		4 NPT	313-00101018-000	324.32	313-00101018-015	520.58	15
10	10.75-11.10	5/8 CC	313-00111005-000	108.96	313-00111005-015	319.46	10
		3/4 NPT	313-00111006-000	108.96	313-00111006-015	319.46	10
		3/4 CC	313-00111007-000	108.96	313-00111007-015	319.46	10
		1 NPT	313-00111008-000	108.96	313-00111008-015	319.46	10
		1 CC	313-00111009-000	108.96	313-00111009-015	319.46	10
		1 1/4 NPT	313-00111010-000	138.71	313-00111010-015	354.95	10
		1 1/4 CC	313-00111011-000	138.71	313-00111011-015	354.95	10
		1 1/2 NPT	313-00111012-000	138.71	313-00111012-015	354.95	10
		1 1/2 CC	313-00111013-000	138.71	313-00111013-015	354.95	10
		2 NPT	313-00111014-000	138.71	313-00111014-015	354.95	11
		2 CC	313-00111015-000	138.71	313-00111015-015	354.95	11
		2 1/2 NPT	313-00111016-000	138.71	313-00111016-015	354.95	11
		3 NPT/4 NPT	Ask		Not for D.I.		-
10-12	10.64-12.12	5/8 CC	313-00121205-000	108.96	313-00121205-015	319.46	11
		3/4 NPT	313-00121206-000	108.96	313-00121206-015	319.46	11
		3/4 CC	313-00121207-000	108.96	313-00121207-015	319.46	11
		1 NPT	313-00121208-000	108.96	313-00121208-015	319.46	11
		1 CC	313-00121209-000	108.96	313-00121209-015	319.46	11
		1 1/4 NPT	313-00121210-000	138.71	313-00121210-015	354.95	11
		1 1/4 CC	313-00121211-000	138.71	313-00121211-015	354.95	11
		1 1/2 NPT	313-00121212-000	138.71	313-00121212-015	354.95	11
		1 1/2 CC	313-00121213-000	138.71	313-00121213-015	354.95	11
		2 NPT	313-00121214-000	138.71	313-00121214-015	354.95	11
		2 CC	313-00121215-000	138.71	313-00121215-015	354.95	11
		2 1/2 NPT	313-00121216-000	138.71	313-00121216-015	354.95	11
10-12	11.30-12.12	3 NPT	313-00121217-000	388.03	313-00121217-015	597.49	14
		4 NPT	313-00121218-000	388.03	313-00121218-015	597.49	14

SERVICE SADDLES



313 SERVICE SADDLE Double Bale, Ductile Iron Body



Nominal Size Inches	O.D. Range Inches	Tap Size & Type Inches	With Electro-Galvanized Steel Bales		With 304 Stainless Steel Bales		Approx. Weight lbs.
			Catalog Number	List Price	Catalog Number	List Price	
12	12.75-13.20	5/8 CC	313-00132005-000	\$130.70	313-00132005-015	\$343.14	14
		3/4 NPT	313-00132006-000	130.70	313-00132006-015	343.14	14
		3/4 CC	313-00132007-000	130.70	313-00132007-015	343.14	14
		1 NPT	313-00132008-000	130.70	313-00132008-015	343.14	14
		1 CC	313-00132009-000	130.70	313-00132009-015	343.14	14
		1 1/4 NPT	313-00132010-000	163.20	313-00132010-015	390.47	14
		1 1/4 CC	313-00132011-000	163.20	313-00132011-015	390.47	14
		1 1/2 NPT	313-00132012-000	163.20	313-00132012-015	390.47	14
		1 1/2 CC	313-00132013-000	163.20	313-00132013-015	390.47	14
		2 NPT	313-00132014-000	163.20	313-00132014-015	390.47	14
		2 CC	313-00132015-000	163.20	313-00132013-018	390.47	14
		2 1/2 NPT	313-00132016-000	163.20	313-00132016-015	390.47	14
		3 NPT/4 NPT	Ask		Not for D.I.		
12-14	12.62-14.32	5/8 CC	313-00143205-000	130.70	313-00143205-015	343.14	15
		3/4 NPT	313-00143206-000	130.70	313-00143206-015	343.14	15
		3/4 CC	313-00143207-000	130.70	313-00143207-015	343.14	15
		1 NPT	313-00143208-000	130.70	313-00143208-015	343.14	15
		1 CC	313-00143209-000	130.70	313-00143209-015	343.14	15
		1 1/4 NPT	313-00143210-000	162.99	313-00143210-015	390.47	15
		1 1/4 CC	313-00143211-000	162.99	313-00143211-015	390.47	15
		1 1/2 NPT	313-00143212-000	162.99	313-00143212-015	390.47	15
		1 1/2 CC	313-00143213-000	162.99	313-00143213-015	390.47	15
		2 NPT	313-00143214-000	166.28	313-00143214-015	396.30	15
		2 CC	313-00143215-000	166.28	313-00143215-015	396.30	15
		2 1/2 NPT	313-00143216-000	166.28	313-00143216-015	396.30	15
12-14	13.40-14.32	3 NPT	313-00143017-000	460.41	313-00143017-015	683.27	18
		4 NPT	313-00143018-000	460.41	313-00143018-015	683.27	18
12-14	14.73-15.65	5/8 CC	313-00156505-000	187.91	313-00156505-015	402.27	18
		3/4 NPT	313-00156506-000	187.91	313-00156506-015	402.27	18
		3/4 CC	313-00156507-000	187.91	313-00156507-015	402.27	18
		1 NPT	313-00156508-000	187.91	313-00156508-015	402.27	18
		1 CC	313-00156509-000	187.91	313-00156509-015	402.27	18
		1 1/4 NPT	313-00156510-000	221.74	313-00156510-015	449.60	18
		1 1/4 CC	313-00156511-000	221.74	313-00156511-015	449.60	18
		1 1/2 NPT	313-00156512-000	221.74	313-00156512-015	449.60	18
		1 1/2 CC	313-00156513-000	221.74	313-00156513-015	449.60	18
		2 NPT	313-00156514-000	241.67	313-00156514-015	455.50	18
		2 CC	313-00156515-000	241.67	313-00156515-015	455.50	18
		2 1/2 NPT	313-00156516-000	241.67	313-00156516-015	455.50	18
		3 NPT	313-00156517-000	637.07	313-00156517-015	739.45	27
		4 NPT	313-00156518-000	637.07	313-00156518-015	739.45	27

SERVICE SADDLES



313 SERVICE SADDLE Double Bale, Ductile Iron Body



Nominal Size Inches	O.D. Range Inches	Tap Size & Type Inches	With Electro-Galvanized Steel Bales		With 304 Stainless Steel Bales		Approx. Weight lbs.
			Catalog Number	List Price	Catalog Number	List Price	
14-16	15.98-16.59	3 NPT	313-00165917-000	\$699.34	313-00165917-015	\$829.22	29
		4 NPT	313-00165918-000	699.34	313-00165918-015	829.22	29
14-16	15.95-17.25	5/8 CC	313-00172505-000	191.03	313-00172505-015	472.08	19
		3/4 NPT	313-00172506-000	191.03	313-00172506-015	472.08	19
		3/4 CC	313-00172507-000	191.03	313-00172507-015	472.08	19
		1 NPT	313-00172508-000	191.03	313-00172508-015	472.08	19
		1 CC	313-00172509-000	191.03	313-00172509-015	472.08	19
		1 1/4 NPT	313-00172510-000	250.91	313-00172510-015	521.76	19
		1 1/4 CC	313-00172511-000	250.91	313-00172511-015	521.76	19
		1 1/2 NPT	313-00172512-000	250.91	313-00172512-015	521.76	19
		1 1/2 CC	313-00172513-000	250.91	313-00172513-015	521.76	19
		2 NPT	313-00172514-000	261.93	313-00172514-015	527.99	19
		2 CC	313-00172515-000	261.93	313-00172515-015	527.99	19
		2 1/2 NPT	313-00172516-000	261.93	313-00172516-015	527.99	19
16-18	17.40-18.88	5/8 CC	313-00188805-000	210.11	313-00188805-015	503.09	20
		3/4 NPT	313-00188806-000	210.11	313-00188806-015	503.09	20
		3/4 CC	313-00188807-000	210.11	313-00188807-015	503.09	20
		1 NPT	313-00188808-000	210.11	313-00188808-015	503.09	20
		1 CC	313-00188809-000	210.11	313-00188809-015	503.09	20
		1 1/4 NPT	313-00188810-000	290.51	313-00188810-015	599.40	20
		1 1/4 CC	313-00188811-000	290.51	313-00188811-015	599.40	20
		1 1/2 NPT	313-00188812-000	290.51	313-00188812-015	599.40	20
		1 1/2 CC	313-00188813-000	290.51	313-00188813-015	599.40	20
		2 NPT	313-00188814-000	301.80	313-00188814-015	605.64	20
		2 CC	313-00188815-000	301.80	313-00188815-015	605.64	20
2 1/2 NPT	313-00188816-000	301.80	313-00188816-015	605.64	20		
16-18	17.81-18.88	3 NPT	313-00188817-000	760.15	313-00188817-015	947.22	30
		4 NPT	313-00188818-000	760.15	313-00188818-015	947.22	30

SERVICE SADDLES



313 SERVICE SADDLE Double Bale, Ductile Iron Body



Nominal Size Inches	O.D. Range Inches	Tap Size & Type Inches	With Epoxy-Coated Carbon Steel Bales		Approx. Weight lbs.
			Catalog Number	List Price	
*18	19.38-19.68	5/8 CC	313-00195005-000	\$246.16	20
		3/4 NPT	313-00195006-000	246.16	20
		3/4 CC	313-00195007-000	246.16	20
		1 NPT	313-00195008-000	246.16	20
		1 CC	313-00195009-000	246.16	20
		1 1/4 NPT	313-00195010-000	326.81	20
		1 1/4 CC	313-00195011-000	326.81	20
		1 1/2 NPT	313-00195012-000	326.81	20
		1 1/2 CC	313-00195013-000	326.81	20
		2 NPT	313-00195014-000	326.81	20
		2 CC	313-00195015-000	326.81	20
		2 1/2 NPT	313-00195016-000	326.81	20
*20	21.55-21.65	5/8 CC	313-00216005-000	318.34	20
		3/4 NPT	313-00216006-000	318.34	20
		3/4 CC	313-00216007-000	318.34	20
		1 NPT	313-00216008-000	318.34	20
		1 CC	313-00216009-000	318.34	20
		1 1/4 NPT	313-00216010-000	365.14	20
		1 1/4 CC	313-00216011-000	365.14	20
		1 1/2 NPT	313-00216012-000	365.14	20
		1 1/2 CC	313-00216013-000	365.14	20
		2 NPT	313-00216014-000	365.14	20
		2 CC	313-00216015-000	365.14	20
		2 1/2 NPT	313-00216016-000	365.14	20
*24	25.75-25.85	5/8 CC	313-00258005-000	335.31	20
		3/4 NPT	313-00258006-000	335.31	20
		3/4 CC	313-00258007-000	335.31	20
		1 NPT	313-00258008-000	335.31	20
		1 CC	313-00258009-000	335.31	20
		1 1/4 NPT	313-00258010-000	401.65	20
		1 1/4 CC	313-00258011-000	401.65	20
		1 1/2 NPT	313-00258012-000	401.65	20
		1 1/2 CC	313-00258013-000	401.65	20
		2 NPT	313-00258014-000	401.65	20
		2 CC	313-00258015-000	401.65	20
		2 1/2 NPT	313-00258016-000	401.65	20

SERVICE SADDLES



315 SERVICE SADDLE

Single Strap, Ductile Iron Body, 304 Stainless Steel Strap



Nominal Size Inches	O.D. Range Inches	Tap Size & Type Inches	Catalog Number	List Price	Approx. Weight lbs.
1	1.31-1.39	5/8 CC	315-00013905-000	\$72.90	1
		3/4 NPT	315-00013906-000	72.90	1
		3/4 CC	315-00013907-000	72.90	1
1 1/4-1 1/2	1.61-1.92	5/8 CC	315-00019205-000	73.46	1
		3/4 NPT	315-00019206-000	73.46	1
		3/4 CC	315-00019207-000	73.46	1
		1 NPT	315-00019208-000	73.46	1
		1 CC	315-00019209-000	73.46	1
2	2.13	5/8 CC	315-00021305-000	75.25	2
		3/4 NPT	315-00021306-000	75.25	2
		3/4 CC	315-00021307-000	75.25	2
		1 NPT	315-00021308-000	75.25	2
		1 CC	315-00021309-000	75.25	2
2	2.38	5/8 CC	315-00023805-000	75.25	2
		3/4 NPT	315-00023806-000	75.25	2
		3/4 CC	315-00023807-000	75.25	2
		1 NPT	315-00023808-000	75.25	2
		1 CC	315-00023809-000	75.25	2
2	2.35-2.56	5/8 CC	315-00025605-000	75.25	3
		3/4 NPT	315-00025606-000	75.25	3
		3/4 CC	315-00025607-000	75.25	3
		1 NPT	315-00025608-000	75.25	3
		1 CC	315-00025609-000	75.25	3
		1 1/4 NPT	315-00025610-000	88.24	3
		1 1/4 CC	315-00025611-000	88.24	3
		1 1/2 NPT	315-00025612-000	88.24	3
2 1/4-2 1/2	2.44-2.91	5/8 CC	315-00029105-000	\$76.77	3
		3/4 NPT	315-00029106-000	76.77	3
		3/4 CC	315-00029107-000	76.77	3
		1 NPT	315-00029108-000	76.77	3
		1 CC	315-00029109-000	76.77	3
		1 1/4 NPT	315-00029110-000	90.58	3
		1 1/4 CC	315-00029111-000	90.58	3
		1 1/2 NPT	315-00029112-000	90.58	3

SERVICE SADDLES



315 SERVICE SADDLE

Single Strap, Ductile Iron Body, 304 Stainless Steel Strap



Nominal Size Inches	O.D. Range Inches	Tap Size & Type Inches	Catalog Number	List Price	Approx. Weight lbs.
3	2.97-3.54	5/8 CC	315-00035405-000	\$78.28	3
		3/4 NPT	315-00035406-000	78.28	3
		3/4 CC	315-00035407-000	78.28	3
		1 NPT	315-00035408-000	78.28	3
		1 CC	315-00035409-000	78.28	3
		1 1/4 NPT	315-00035410-000	92.07	3
		1 1/4 CC	315-00035411-000	92.07	3
		1 1/2 NPT	315-00035412-000	92.07	3
3-4	4.40-4.50	5/8 CC	315-00045005-000	\$74.24	3
		3/4 NPT	315-00045006-000	74.24	3
		3/4 CC	315-00045007-000	74.24	3
		1 NPT	315-00045008-000	74.24	3
		1 CC	315-00045009-000	74.24	3
		1 1/4 NPT	315-00045010-000	93.40	5
		1 1/4 CC	315-00045011-000	93.40	5
		1 1/2 NPT	315-00045012-000	93.40	5
		1 1/2 CC	315-00045013-000	93.40	5
		2 NPT	315-00045014-000	93.40	5
4	4.40-4.80	5/8 CC	315-00048005-000	75.10	5
		3/4 NPT	315-00048006-000	75.10	5
		3/4 CC	315-00048007-000	75.10	5
		1 NPT	315-00048008-000	75.10	5
		1 CC	315-00048009-000	75.10	5
		1 1/4 NPT	315-00048010-000	94.09	5
		1 1/4 CC	315-00048011-000	94.09	5
		1 1/2 NPT	315-00048012-000	94.09	5
		1 1/2 CC	315-00048013-000	94.09	5
		2 NPT	315-00048014-000	94.09	5
4-5	4.74-5.63	5/8 CC	315-00056305-000	75.95	4
		3/4 NPT	315-00056306-000	75.95	4
		3/4 CC	315-00056307-000	75.95	4
		1 NPT	315-00056308-000	75.95	4
		1 CC	315-00056309-000	75.95	4
		1 1/4 NPT	315-00056310-000	94.79	5
		1 1/4 CC	315-00056311-000	94.79	5
		1 1/2 NPT	315-00056312-000	94.79	5
		1 1/2 CC	315-00056313-000	94.79	5
		2 NPT	315-00056314-000	94.79	5

SERVICE SADDLES



315 SERVICE SADDLE

Single Strap, Ductile Iron Body, 304 Stainless Steel Strap



Nominal Size Inches	O.D. Range Inches	Tap Size & Type Inches	Catalog Number	List Price	Approx. Weight lbs.
5-6	5.94-6.70	5/8 CC	315-00066305-000	\$86.96	4
		3/4 NPT	315-00066306-000	86.96	4
		3/4 CC	315-00066307-000	86.96	4
		1 NPT	315-00066308-000	86.96	4
		1 CC	315-00066309-000	86.96	4
		1 1/4 NPT	315-00066310-000	102.18	5
		1 1/4 CC	315-00066311-000	102.18	5
		1 1/2 NPT	315-00066312-000	102.18	5
		1 1/2 CC	315-00066313-000	102.18	5
		2 NPT	315-00066314-000	102.18	5
5-6	5.94-6.90	5/8 CC	315-00069005-000	86.96	5
		3/4 NPT	315-00069006-000	86.96	5
		3/4 CC	315-00069007-000	86.96	5
		1 NPT	315-00069008-000	86.96	5
		1 CC	315-00069009-000	86.96	5
		1 1/4 NPT	315-00069010-000	102.18	5
		1 1/4 CC	315-00069011-000	102.18	5
		1 1/2 NPT	315-00069012-000	102.18	5
		1 1/2 CC	315-00069013-000	102.18	5
		2 NPT	315-00069014-000	102.18	5
6	6.84-7.60	5/8 CC	315-00076005-000	88.35	5
		3/4 NPT	315-00076006-000	88.35	5
		3/4 CC	315-00076007-000	88.35	5
		1 NPT	315-00076008-000	88.35	5
		1 CC	315-00076009-000	88.35	5
		1 1/4 NPT	315-00076010-000	103.54	6
		1 1/4 CC	315-00076011-000	103.54	6
		1 1/2 NPT	315-00076012-000	103.54	6
		1 1/2 CC	315-00076013-000	103.54	6
		2 NPT	315-00076014-000	103.54	6

SERVICE SADDLES



315 SERVICE SADDLE

Single Strap, Ductile Iron Body, 304 Stainless Steel Strap



Nominal Size Inches	O.D. Range Inches	Tap Size & Type Inches	Catalog Number	List Price	Approx. Weight lbs.
6-8	7.69-8.72	5/8 CC	315-00087205-000	\$103.18	5
		3/4 NPT	315-00087206-000	103.18	5
		3/4 CC	315-00087207-000	103.18	5
		1 NPT	315-00087208-000	103.18	5
		1 CC	315-00087209-000	103.18	5
		1 1/4 NPT	315-00087210-000	123.24	6
		1 1/4 CC	315-00087211-000	123.24	6
		1 1/2 NPT	315-00087212-000	123.24	6
		1 1/2 CC	315-00087213-000	123.24	6
		2 NPT	315-00087214-000	123.24	6
6-8	7.69-9.05	5/8 CC	315-00090505-000	103.18	6
		3/4 NPT	315-00090506-000	103.18	6
		3/4 CC	315-00090507-000	103.18	6
		1 NPT	315-00090508-000	103.18	6
		1 CC	315-00090509-000	103.18	6
		1 1/4 NPT	315-00090510-000	123.24	6
		1 1/4 CC	315-00090511-000	123.24	6
		1 1/2 NPT	315-00090512-000	123.24	6
		1 1/2 CC	315-00090513-000	123.24	6
		2 NPT	315-00090514-000	123.24	6

SERVICE SADDLES



315 SERVICE SADDLE

Single Strap, Ductile Iron Body, 304 Stainless Steel Strap



Nominal Size Inches	O.D. Range Inches	Tap Size & Type Inches	Catalog Number	List Price	Approx. Weight lbs.
8-10	8.54-10.10	5/8 CC	315-00101005-000	\$104.90	5
		3/4 NPT	315-00101006-000	104.90	5
		3/4 CC	315-00101007-000	104.90	5
		1 NPT	315-00101008-000	104.90	5
		1 CC	315-00101009-000	104.90	5
		1 1/4 NPT	315-00101010-000	124.66	6
		1 1/4 CC	315-00101011-000	124.66	6
		1 1/2 NPT	315-00101012-000	124.66	6
		1 1/2 CC	315-00101013-000	124.66	6
		2 NPT	315-00101014-000	124.66	6
10-12	10.64-12.12	5/8 CC	315-00121205-000	114.60	6
		3/4 NPT	315-00121206-000	114.60	6
		3/4 CC	315-00121207-000	114.60	6
		1 NPT	315-00121208-000	114.60	6
		1 CC	315-00121209-000	114.60	6
		1 1/4 NPT	315-00121210-000	140.00	6
		1 1/4 CC	315-00121211-000	140.00	6
		1 1/2 NPT	315-00121212-000	140.00	6
		1 1/2 CC	315-00121213-000	140.00	6
		2 NPT	315-00121214-000	140.00	6
12	12.75-13.20	5/8 CC	315-00132005-000	132.56	7
		3/4 NPT	315-00132006-000	132.56	7
		3/4 CC	315-00132007-000	132.56	7
		1 NPT	315-00132008-000	132.56	7
		1 CC	315-00132009-000	132.56	7
		1 1/4 NPT	315-00132010-000	162.74	7
		1 1/4 CC	315-00132011-000	162.74	7
		1 1/2 NPT	315-00132012-000	162.74	7
		1 1/2 CC	315-00132013-000	162.74	7
		2 NPT	315-00132014-000	167.07	7

SERVICE SADDLES



315 SERVICE SADDLE

Single Strap, Ductile Iron Body, 304 Stainless Steel Strap



Nominal Size Inches	O.D. Range Inches	Tap Size & Type Inches	Catalog Number	List Price	Approx. Weight lbs.
10-12	10.64-12.12	5/8 CC	315-00121205-000	\$114.60	6
		3/4 NPT	315-00121206-000	114.60	6
		3/4 CC	315-00121207-000	114.60	6
		1 NPT	315-00121208-000	114.60	6
		1 CC	315-00121209-000	114.60	6
		1 1/4 NPT	315-00121210-000	140.00	6
		1 1/4 CC	315-00121211-000	140.00	6
		1 1/2 NPT	315-00121212-000	140.00	6
		1 1/2 CC	315-00121213-000	140.00	6
				2 NPT	315-00121214-000
12	12.75-13.20	5/8 CC	315-00132005-000	132.56	7
		3/4 NPT	315-00132006-000	132.56	7
		3/4 CC	315-00132007-000	132.56	7
		1 NPT	315-00132008-000	132.56	7
		1 CC	315-00132009-000	132.56	7
		1 1/4 NPT	315-00132010-000	162.74	7
		1 1/4 CC	315-00132011-000	162.74	7
		1 1/2 NPT	315-00132012-000	162.74	7
		1 1/2 CC	315-00132013-000	162.74	7
				2 NPT	315-00132014-000
12-14	12.62-14.32	5/8 CC	315-00143205-000	132.56	7
		3/4 NPT	315-00143206-000	132.56	7
		3/4 CC	315-00143207-000	132.56	7
		1 NPT	315-00143208-000	132.56	7
		1 CC	315-00143209-000	132.56	7
		1 1/4 NPT	315-00143210-000	162.74	8
		1 1/4 CC	315-00143211-000	162.74	8
		1 1/2 NPT	315-00143212-000	162.74	8
		1 1/2 CC	315-00143213-000	162.74	8
				2 NPT	315-00143214-000

SERVICE SADDLES



317 SERVICE SADDLE

Double Straps, Ductile Iron Body with 304 Stainless Steel Straps



Nominal Size Inches	O.D. Range Inches	Tap Size & Type Inches*	Catalog Number	List Price	Approx. Weight lbs.
4	4.40-4.50	5/8 CC	317-00045005-000	\$128.37	7
		3/4 NPT	317-00045006-000	128.37	7
		3/4 CC	317-00045007-000	128.37	7
		1 NPT	317-00045008-000	128.37	7
		1 CC	317-00045009-000	128.37	7
		1 1/4 NPT	317-00045010-000	139.76	8
		1 1/4 CC	317-00045011-000	139.76	8
		1 1/2 NPT	317-00045012-000	139.76	8
		1 1/2 CC	317-00045013-000	139.76	8
		2 NPT	317-00045014-000	151.90	8
		2 CC	317-00045015-000	151.90	8
		2 1/2 NPT	317-00045016-000	151.90	8
4	4.40-4.80	5/8 CC	317-00048005-000	128.373	7
		3/4 NPT	317-00048006-000	128.37	7
		3/4 CC	317-00048007-000	128.37	7
		1 NPT	317-00048008-000	128.37	7
		1 CC	317-00048009-000	128.37	7
		1 1/4 NPT	317-00048010-000	139.76	9
		1 1/4 CC	317-00048011-000	139.76	9
		1 1/2 NPT	317-00048012-000	139.76	9
		1 1/2 CC	317-00048013-000	139.76	9
		2 NPT	317-00048014-000	154.62	9
		2 CC	317-00048015-000	154.62	9
		2 1/2 NPT	317-00048016-000	154.62	9
4-5	4.74-5.14	5/8 CC	317-00051405-000	128.37	8
		3/4 NPT	317-00051406-000	128.37	8
		3/4 CC	317-00051407-000	128.37	8
		1 NPT	317-00051408-000	128.37	8
		1 CC	317-00051409-000	128.37	8
		1 1/4 NPT	317-00051410-000	139.76	8
		1 1/4 CC	317-00051411-000	139.76	8
		1 1/2 NPT	317-00051412-000	139.76	8
		1 1/2 CC	317-00051413-000	139.76	8
		2 NPT	317-00051414-000	154.62	9
		2 CC	317-00051415-000	154.62	9
		2 1/2 NPT	317-00051416-000	154.62	9

SERVICE SADDLES



317 SERVICE SADDLE

Double Straps, Ductile Iron Body with 304 Stainless Steel Straps



Nominal Size Inches	O.D. Range Inches	Tap Size & Type Inches*	Catalog Number	List Price	Approx. Weight lbs.
4-5	5.00-5.63	5/8 CC	317-00056305-000	\$128.37	8
		3/4 NPT	317-00056306-000	128.37	8
		3/4 CC	317-00056307-000	128.37	8
		1 NPT	317-00056308-000	128.37	8
		1 CC	317-00056309-000	128.37	8
		1 1/4 NPT	317-00056310-000	139.76	9
		1 1/4 CC	317-00056311-000	139.76	9
		1 1/2 NPT	317-00056312-000	139.76	9
		1 1/2 CC	317-00056313-000	139.76	9
		2 NPT	317-00056314-000	154.62	9
		2 CC	317-00056315-000	154.62	9
		2 1/2 NPT	317-00056316-000	154.62	9
6	5.94-6.70	5/8 CC	317-00066305-000	147.49	9
		3/4 NPT	317-00066306-000	147.49	9
		3/4 CC	317-00066307-000	147.49	9
		1 NPT	317-00066308-000	147.49	9
		1 CC	317-00066309-000	147.49	9
		1 1/4 NPT	317-00066310-000	160.18	9
		1 1/4 CC	317-00066311-000	160.18	9
		1 1/2 NPT	317-00066312-000	160.18	9
		1 1/2 CC	317-00066313-000	160.18	9
		2 NPT	317-00066314-000	174.00	9
		2 CC	317-00066315-000	174.00	9
		2 1/2 NPT	317-00066316-000	174.00	9
6	5.94-6.90	5/8 CC	317-00069005-000	147.50	8
		3/4 NPT	317-00069006-000	147.50	8
		3/4 CC	317-00069007-000	147.50	8
		1 NPT	317-00069008-000	147.50	8
		1 CC	317-00069009-000	147.50	8
		1 1/4 NPT	317-00069010-000	160.20	9
		1 1/4 CC	317-00069011-000	160.20	9
		1 1/2 NPT	317-00069012-000	160.20	9
		1 1/2 CC	317-00069013-000	160.20	9
		2 NPT	317-00069014-000	174.00	9
		2 CC	317-00069015-000	174.00	9
		2 1/2 NPT	317-00069016-000	174.00	9
	6.63-6.96	3 NPT	317-00069017-000	282.49	11

SERVICE SADDLES



317 SERVICE SADDLE

Double Straps, Ductile Iron Body with 304 Stainless Steel Straps



Nominal Size Inches	O.D. Range Inches	Tap Size & Type Inches*	Catalog Number	List Price	Approx. Weight lbs.
6	6.84-7.60	5/8 CC	317-00076005-000	\$147.50	8
		3/4 NPT	317-00076006-000	147.50	8
		3/4 CC	317-00076007-000	147.50	8
		1 NPT	317-00076008-000	147.50	8
		1 CC	317-00076009-000	147.50	8
		1 1/4 NPT	317-00076010-000	160.20	8
		1 1/4 CC	317-00076011-000	160.20	8
		1 1/2 NPT	317-00076012-000	160.20	8
		1 1/2 CC	317-00076013-000	160.20	8
		2 NPT	317-00076014-000	176.78	9
		2 CC	317-00076015-000	176.78	9
		2 1/2 NPT	317-00076016-000	176.78	9
		3 NPT	317-00076017-000	370.01	13
		4 NPT	317-00076018-000	370.01	13
6-8	7.69-8.72	5/8 CC	317-00087205-000	171.50	8
		3/4 NPT	317-00087206-000	171.50	8
		3/4 CC	317-00087207-000	171.50	8
		1 NPT	317-00087208-000	171.50	8
		1 CC	317-00087209-000	171.50	8
		1 1/4 NPT	317-00087210-000	182.82	11
		1 1/4 CC	317-00087211-000	182.82	11
		1 1/2 NPT	317-00087212-000	182.82	11
		1 1/2 CC	317-00087213-000	182.82	11
		2 NPT	317-00087214-000	198.85	11
6-8	7.69-9.05	5/8 CC	317-00090505-000	171.50	9
		3/4 NPT	317-00090506-000	171.50	9
		3/4 CC	317-00090507-000	171.50	9
		1 NPT	317-00090508-000	171.50	9
		1 CC	317-00090509-000	171.50	9
		1 1/4 NPT	317-00090510-000	182.82	11
		1 1/4 CC	317-00090511-000	182.82	11
		1 1/2 NPT	317-00090512-000	182.82	11
		1 1/2 CC	317-00090513-000	182.82	11
		2 NPT	317-00090514-000	198.85	11
		2 CC	317-00090515-000	198.85	11

SERVICE SADDLES



317 SERVICE SADDLE

Double Straps, Ductile Iron Body with 304 Stainless Steel Straps



Nominal Size Inches	O.D. Range Inches	Tap Size & Type Inches*	Catalog Number	List Price	Approx. Weight lbs.	Ctn. Qty.
8-10	8.54-10.10	5/8 CC	317-00101005-000	\$174.27	9	4
		3/4 NPT	317-00101006-000	174.27	9	4
		3/4 CC	317-00101007-000	174.27	9	4
		1 NPT	317-00101008-000	174.27	9	4
		1 CC	317-00101009-000	174.27	9	4
		1 1/4 NPT	317-00101010-000	188.59	9	4
		1 1/4 CC	317-00101011-000	188.59	9	4
		1 1/2 NPT	317-00101012-000	188.59	9	4
		1 1/2 CC	317-00101013-000	188.59	9	4
		2 NPT	317-00101014-000	205.76	11	4
		2 CC	317-00101015-000	205.76	11	4
		2 1/2 NPT	317-00101016-000	205.76	11	3
		3 NPT	317-00101017-000	472.24	15	3
		4 NPT	317-00101018-000	472.24	15	3
10	10.75-11.10	5/8 CC	317-00111005-000	207.13	10	4
		3/4 NPT	317-00111006-000	207.13	10	4
		3/4 CC	317-00111007-000	207.13	10	4
		1 NPT	317-00111008-000	207.13	10	4
		1 CC	317-00111009-000	207.13	10	4
		1 1/4 NPT	317-00111010-000	222.83	11	4
		1 1/4 CC	317-00111011-000	222.83	11	4
		1 1/2 NPT	317-00111012-000	222.83	11	4
		1 1/2 CC	317-00111013-000	222.83	11	4
		2 NPT	317-00111014-000	240.27	11	4
		2 CC	317-00111015-000	240.27	11	4
		2 1/2 NPT	317-00111016-000	240.27	11	4
		3 NPT		Not for D.I.	-	-
		4 NPT		Not for D.I.	-	-
10-12	10.64-12.12	5/8 CC	317-00121205-000	207.13	10	4
		3/4 NPT	317-00121206-000	207.13	10	4
		3/4 CC	317-00121207-000	207.13	10	4
		1 NPT	317-00121208-000	207.13	10	4
		1 CC	317-00121209-000	207.13	10	4
		1 1/4 NPT	317-00121210-000	222.83	11	4
		1 1/4 CC	317-00121211-000	222.83	11	4
		1 1/2 NPT	317-00121212-000	222.83	11	4
		1 1/2 CC	317-00121213-000	222.83	11	4
		2 NPT	317-00121214-000	240.27	11	4
		2 CC	317-00121215-000	240.27	11	4
		2 1/2 NPT	317-00121216-000	240.27	11	4
10-12	11.30-12.12	3 NPT	317-00121017-000	555.03	14	2
		4 NPT	317-00121018-000	555.03	14	2

SERVICE SADDLES



317 SERVICE SADDLE

Double Straps, Ductile Iron Body with 304 Stainless Steel Straps



Nominal Size Inches	O.D. Range Inches	Tap Size & Type Inches*	Catalog Number	List Price	Approx. Weight lbs.	Ctn. Qty.
12	12.75-13.20	5/8 CC	317-00132005-000	\$241.06	12	4
		3/4 NPT	317-00132006-000	241.06	12	4
		3/4 CC	317-00132007-000	241.06	12	4
		1 NPT	317-00132008-000	241.06	12	4
		1 CC	317-00132009-000	241.06	12	4
		1 1/4 NPT	317-00132010-000	258.17	14	4
		1 1/4 CC	317-00132011-000	258.17	14	4
		1 1/2 NPT	317-00132012-000	258.17	14	4
		1 1/2 CC	317-00132013-000	258.17	14	4
		2 NPT	317-00132014-000	276.18	14	4
		2 CC	317-00132015-000	276.18	14	4
		2 1/2 NPT	317-00132016-000	276.18	14	4
		3 NPT	see 357's Page 63	Not for D.I.	-	-
		4 NPT	see 357's Page 63	Not for D.I.	-	-
12-14	12.62-14.32	5/8 CC	317-00143205-000	241.06	10	4
		3/4 NPT	317-00143206-000	241.06	10	4
		3/4 CC	317-00143207-000	241.06	10	4
		1 NPT	317-00143208-000	241.06	10	4
		1 CC	317-00143209-000	241.06	10	4
		1 1/4 NPT	317-00143210-000	258.17	14	4
		1 1/4 CC	317-00143211-000	258.17	14	4
		1 1/2 NPT	317-00143212-000	258.17	14	4
		1 1/2 CC	317-00143213-000	258.17	14	4
		2 NPT	317-00143214-000	276.18	14	4
		2 CC	317-00143215-000	276.18	14	4
12-14	13.40-14.32	2 1/2 NPT	317-00143216-000	276.18	14	4
		3 NPT	317-00143017-000	679.33	18	2
12-14	14.73-15.65	4 NPT	317-00143018-000	679.33	18	2
		5/8 CC	317-00156505-000	280.96	18	1
		3/4 NPT	317-00156506-000	280.96	18	1
		3/4 CC	317-00156507-000	280.96	18	1
		1 NPT	317-00156508-000	280.96	18	1
		1 CC	317-00156509-000	280.96	18	1
		1 1/4 NPT	317-00156510-000	299.24	18	1
		1 1/4 CC	317-00156511-000	299.24	18	1
		1 1/2 NPT	317-00156512-000	299.24	18	1
		1 1/2 CC	317-00156513-000	299.24	18	1
		2 NPT	317-00156514-000	299.24	18	1
		2 CC	317-00156515-000	299.24	18	1
2 1/2 NPT	317-00156516-000	299.24	18	1		

SERVICE SADDLES



317 SERVICE SADDLE

Double Straps, Ductile Iron Body with 304 Stainless Steel Straps



Nominal Size Inches	O.D. Range Inches	Tap Size & Type Inches*	Catalog Number	List Price	Approx. Weight lbs.	Ctn. Qty.
14-16	15.95-17.25	5/8 CC	317-00172505-000	\$320.91	19	1
		3/4 NPT	317-00172506-000	320.91	19	1
		3/4 CC	317-00172507-000	320.91	19	1
		1 NPT	317-00172508-000	320.91	19	1
		1 CC	317-00172509-000	320.91	19	1
		1 1/4 NPT	317-00172510-000	343.62	19	1
		1 1/4 CC	317-00172511-000	343.62	19	1
		1 1/2 NPT	317-00172512-000	343.62	19	1
		1 1/2 CC	317-00172513-000	343.62	19	1
		2 NPT	317-00172514-000	343.62	19	1
		2 CC	317-00172515-000	343.62	19	1
		2 1/2 NPT	317-00172516-000	343.62	19	1
16	17.25-17.80	5/8 CC	317-00178005-000	334.77	19	1
		3/4 NPT	317-00178006-000	334.77	19	1
		3/4 CC	317-00178007-000	334.77	19	1
		1 NPT	317-00178008-000	334.77	19	1
		1 CC	317-00178009-000	334.77	19	1
		1 1/4 NPT	317-00178010-000	362.67	19	1
		1 1/4 CC	317-00178011-000	362.67	19	1
		1 1/2 NPT	317-00178012-000	362.67	19	1
		1 1/2 CC	317-00178013-000	362.67	19	1
		2 NPT	317-00178014-000	362.67	19	1
		2 CC	317-00178015-000	362.67	19	1
		2 1/2 NPT	317-00178016-000	362.67	19	1
		3 NPT	317-00178017-000	858.33	19	1
4 NPT	317-00178018-000	858.33	19	1		
16-18	17.40-18.88	5/8 CC	317-00188805-000	346.84	19	1
		3/4 NPT	317-00188806-000	346.84	19	1
		3/4 CC	317-00188807-000	346.84	19	1
		1 NPT	317-00188808-000	346.84	19	1
		1 CC	317-00188809-000	346.84	19	1
		1 1/4 NPT	317-00188810-000	370.78	20	1
		1 1/4 CC	317-00188811-000	370.78	20	1
		1 1/2 NPT	317-00188812-000	370.78	20	1
		1 1/2 CC	317-00188813-000	370.78	20	1
		2 NPT	317-00188814-000	370.78	20	1
		2 CC	317-00188815-000	370.78	20	1
2 1/2 NPT	317-00188816-000	370.78	20	1		
16-18	17.81-18.88	3 NPT	317-00188817-000	858.33	20	1
		4 NPT	317-00188818-000	858.33	20	1

SERVICE SADDLES



317 SERVICE SADDLE

Double Straps, Ductile Iron Body with 304 Stainless Steel Straps

Nominal Size Inches	Tap Size & Type Inches	Catalog Number	List Price	Approx. Weight lbs.
18	5/8 CC	317-00195005-000	\$448.59	20
	3/4 NPT	317-00195006-000	448.59	20
	3/4 CC	317-00195007-000	448.59	20
	1 NPT	317-00195008-000	448.59	20
	1 CC	317-00195009-000	448.59	20
	1 1/4 NPT	317-00195010-000	473.05	20
	1 1/4 CC	317-00195011-000	473.05	20
	1 1/2 NPT	317-00195012-000	473.05	20
	1 1/2 CC	317-00195013-000	473.05	20
	2 NPT	317-00195014-000	473.05	20
	2 CC	317-00195015-000	473.05	20
	2 1/2 NPT	317-00195016-000	473.05	20
20	5/8 CC	317-00216005-000	515.89	20
	3/4 NPT	317-00216006-000	515.89	20
	3/4 CC	317-00216007-000	515.89	20
	1 NPT	317-00216008-000	515.89	20
	1 CC	317-00216009-000	515.89	20
	1 1/4 NPT	317-00216010-000	540.37	20
	1 1/4 CC	317-00216011-000	540.37	20
	1 1/2 NPT	317-00216012-000	540.37	20
	1 1/2 CC	317-00216013-000	540.37	20
	2 NPT	317-00216014-000	540.37	20
	2 CC	317-00216015-000	540.37	20
	2 1/2 NPT	317-00216016-000	540.37	20
24	5/8 CC	317-00258005-000	601.52	30
	3/4 NPT	317-00258006-000	601.52	30
	3/4 CC	317-00258007-000	601.52	30
	1 NPT	317-00258008-000	601.52	30
	1 CC	317-00258009-000	601.52	30
	1 1/4 NPT	317-00258010-000	625.98	30
	1 1/4 CC	317-00258011-000	625.98	30
	1 1/2 NPT	317-00258012-000	625.98	30
	1 1/2 CC	317-00258013-000	625.98	30
	2 NPT	317-00258014-000	625.98	30
	2 CC	317-00258015-000	625.98	30
	2 1/2 NPT	317-00258016-000	625.98	30

List Price For Stainless Steel Spring Washers Used With Saddles On HDPE Pipe

Washer Size	Part Number Each	Number of Washers	Number of Studs (317 / 397)	List Adder	Total
5/8	000-00150115-002	8	4	\$8.22	\$65.79

*NOTE: For use with Smith-Blair approved saddles only.

SERVICE SADDLES



325 BRONZE SERVICE SADDLES

Extra Wide 304 Stainless Strap, For PVC Pipe (Sized Steel or Ductile Iron OD)
3/4" thru 2" NPT and CC Taps



Nominal Size Inches	O.D. Inches	Tap Size & Type Inches	Catalog Number	List Price	Approx. Weight lbs.
4	4.50	3/4" NPT	325-00045006-000	\$193.07	7
		3/4" CC	325-00045007-000	193.07	7
		1" NPT	325-00045008-000	193.07	7
		1" CC	325-00045009-000	193.07	7
		1 1/4" NPT	325-00045010-000	224.91	8
		1 1/4" CC	325-00045011-000	224.91	8
		1 1/2" NPT	325-00045012-000	224.91	8
		1 1/2" CC	325-00045013-000	224.91	8
		2" NPT	325-00045014-000	224.91	8
		2" CC	325-00045015-000	224.91	8
4	4.80	3/4" NPT	325-00048006-000	193.07	7
		3/4" CC	325-00048007-000	193.07	7
		1" NPT	325-00048008-000	193.07	7
		1" CC	325-00048009-000	193.07	7
		1 1/4" NPT	325-00048010-000	224.91	8
		1 1/4" CC	325-00048011-000	224.91	8
		1 1/2" NPT	325-00048012-000	224.91	8
		1 1/2" CC	325-00048013-000	224.91	8
		2" NPT	325-00048014-000	224.91	8
		2" CC	325-00048015-000	224.91	8
6	6.63	3/4" NPT	325-00066306-000	226.81	8
		3/4" CC	325-00066307-000	226.81	8
		1" NPT	325-00066308-000	226.81	8
		1" CC	325-00066309-000	226.81	8
		1 1/4" NPT	325-00066310-000	259.52	8
		1 1/4" CC	325-00066311-000	259.52	8
		1 1/2" NPT	325-00066312-000	259.52	8
		1 1/2" CC	325-00066313-000	259.52	8
		2" NPT	325-00066314-000	259.52	8
		2" CC	325-00066315-000	259.52	8

SERVICE SADDLES



325 BRONZE SERVICE SADDLES

Extra Wide 304 Stainless Strap, For PVC Pipe (Sized Steel or Ductile Iron OD)
3/4" thru 2" NPT and CC Taps



Nominal Size Inches	O.D. Inches	Tap Size & Type Inches	Catalog Number	List Price	Approx. Weight lbs.
6	6.90	3/4" NPT	325-00069006-000	\$226.81	8
		3/4" CC	325-00069007-000	226.81	8
		1" NPT	325-00069008-000	226.81	8
		1" CC	325-00069009-000	226.81	8
		1 1/4" NPT	325-00069010-000	259.52	8
		1 1/4" CC	325-00069011-000	259.52	8
		1 1/2" NPT	325-00069012-000	259.52	8
		1 1/2" CC	325-00069013-000	259.52	8
		2" NPT	325-00069014-000	259.52	8
		2" CC	325-00069015-000	259.52	8
8	8.63	3/4" NPT	325-00086306-000	281.04	8
		3/4" CC	325-00086307-000	281.04	8
		1" NPT	325-00086308-000	281.04	8
		1" CC	325-00086309-000	281.04	8
		1 1/4" NPT	325-00086310-000	295.75	8
		1 1/4" CC	325-00086311-000	295.75	8
		1 1/2" NPT	325-00086312-000	295.75	8
		1 1/2" CC	325-00086313-000	295.75	8
		2" NPT	325-00086314-000	295.75	8
		2" CC	325-00086315-000	295.75	8
8	9.05	3/4" NPT	325-00090506-000	281.04	8
		3/4" CC	325-00090507-000	281.04	8
		1" NPT	325-00090508-000	281.04	8
		1" CC	325-00090509-000	281.04	8
		1 1/4" NPT	325-00090510-000	295.75	8
		1 1/4" CC	325-00090511-000	295.75	8
		1 1/2" NPT	325-00090512-000	295.75	8
		1 1/2" CC	325-00090513-000	295.75	8
		2" NPT	325-00090514-000	295.75	8
		2" CC	325-00090515-000	295.75	8

SERVICE SADDLES



325 BRONZE SERVICE SADDLES

Extra Wide 304 Stainless Strap, For PVC Pipe (Sized Steel or Ductile Iron OD)
3/4" thru 2" NPT and CC Taps



Nominal Size Inches	O.D. Inches	Tap Size & Type Inches	Catalog Number	List Price	Approx. Weight lbs.
10	10.75	3/4" NPT	325-00107506-000	\$348.45	8
		3/4" CC	325-00107507-000	348.45	8
		1" NPT	325-00107508-000	348.45	8
		1" CC	325-00107509-000	348.45	8
		1 1/4" NPT	325-00107510-000	382.88	10
		1 1/4" CC	325-00107511-000	382.88	10
		1 1/2" NPT	325-00107512-000	382.88	10
		1 1/2" CC	325-00107513-000	382.88	10
		2" NPT	325-00107514-000	382.88	10
		2" CC	325-00107515-000	382.88	10
10	11.10	3/4" NPT	325-00111006-000	348.45	11
		3/4" CC	325-00111007-000	348.45	11
		1" NPT	325-00111008-000	348.45	11
		1" CC	325-00111009-000	348.45	11
		1 1/4" NPT	325-00111010-000	382.88	11
		1 1/4" CC	325-00111011-000	382.88	11
		1 1/2" NPT	325-00111012-000	382.88	11
		1 1/2" CC	325-00111013-000	382.88	11
		2" NPT	325-00111014-000	382.88	11
		2" CC	325-00111015-000	382.88	11
12	12.75	3/4" NPT	325-00127506-000	387.7125	10
		3/4" CC	325-00127507-000	387.71	10
		1" NPT	325-00127508-000	387.71	10
		1" CC	325-00127509-000	387.71	10
		1 1/4" NPT	325-00127510-000	437.18	11
		1 1/4" CC	325-00127511-000	437.18	11
		1 1/2" NPT	325-00127512-000	437.18	11
		1 1/2" CC	325-00127513-000	437.18	11
		2" NPT	325-00127514-000	437.18	11
		2" CC	325-00127515-000	437.18	11
12	13.20	3/4" NPT	325-00132006-000	387.71	11
		3/4" CC	325-00132007-000	387.71	11
		1" NPT	325-00132008-000	387.71	11
		1" CC	325-00132009-000	387.71	11
		1 1/4" NPT	325-00132010-000	437.18	12
		1 1/4" CC	325-00132011-000	437.18	12
		1 1/2" NPT	325-00132012-000	437.18	12
		1 1/2" CC	325-00132013-000	437.18	12
		2" NPT	325-00132014-000	437.18	12
		2" CC	325-00132015-000	437.18	12

SERVICE SADDLES



325 BRONZE SERVICE SADDLES

Extra Wide 304 Stainless Strap, For PVC Pipe (Sized Steel or Ductile Iron OD)
3/4" thru 2" NPT and CC Taps



Nominal Size Inches	O.D. Inches	Tap Size & Type Inches	Catalog Number	List Price	Approx. Weight lbs.
4	4.50-4.80	3/4" NPT	325-00048006-100	\$193.07	7
		3/4" CC	325-00048007-100	193.07	7
		1" NPT	325-00048008-100	193.07	7
		1" CC	325-00048009-100	193.07	7
		1 1/4" NPT	325-00048010-100	224.92	8
		1 1/4" CC	325-00048011-100	224.92	8
		1 1/2" NPT	325-00048012-100	224.92	8
		1 1/2" CC	325-00048013-100	224.92	8
		2" NPT	325-00048014-100	224.92	8
		2" CC	325-00048015-100	224.92	8
6	6.63-6.90	3/4" NPT	325-00069006-100	226.81	8
		3/4" CC	325-00069007-100	226.81	8
		1" NPT	325-00069008-100	226.81	8
		1" CC	325-00069009-100	226.81	8
		1 1/4" NPT	325-00069010-100	259.52	8
		1 1/4" CC	325-00069011-100	259.52	8
		1 1/2" NPT	325-00069012-100	259.52	8
		1 1/2" CC	325-00069013-100	259.52	8
		2" NPT	325-00069014-100	259.52	8
		2" CC	325-00069015-100	259.52	8
8	8.63-9.05	3/4" NPT	325-00090506-100	281.04	8
		3/4" CC	325-00090507-100	281.04	8
		1" NPT	325-00090508-100	281.04	8
		1" CC	325-00090509-100	281.04	8
		1 1/4" NPT	325-00090510-100	295.75	8
		1 1/4" CC	325-00090511-100	295.75	8
		1 1/2" NPT	325-00090512-100	295.75	8
		1 1/2" CC	325-00090513-100	295.75	8
		2" NPT	325-00090514-100	295.75	8
		2" CC	325-00090515-100	295.75	8
10	10.75-11.10	3/4" NPT	325-00111006-100	348.45	11
		3/4" CC	325-00111007-100	348.45	11
		1" NPT	325-00111008-100	348.45	11
		1" CC	325-00111009-100	348.45	11
		1 1/4" NPT	325-00111010-100	382.88	11
		1 1/4" CC	325-00111011-100	382.88	11
		1 1/2" NPT	325-00111012-100	382.88	11
		1 1/2" CC	325-00111013-100	382.88	11
		2" NPT	325-00111014-100	382.88	11
		2" CC	325-00111015-100	382.88	11

SERVICE SADDLES



325 BRONZE SERVICE SADDLES

Extra Wide 304 Stainless Strap, For PVC Pipe (Sized Steel or Ductile Iron OD)
3/4" thru 2" NPT and CC Taps



Nominal Size Inches	O.D. Inches	Tap Size & Type Inches	Catalog Number	List Price	Approx. Weight lbs.
10	10.75-11.10	3/4" NPT	325-00111006-100	\$348.45	11
		3/4" CC	325-00111007-100	348.45	11
		1" NPT	325-00111008-100	348.45	11
		1" CC	325-00111009-100	348.45	11
		1 1/4" NPT	325-00111010-100	382.88	11
		1 1/4" CC	325-00111011-100	382.88	11
		1 1/2" NPT	325-00111012-100	382.88	11
		1 1/2" CC	325-00111013-100	382.88	11
		2" NPT	325-00111014-100	382.88	11
		2" CC	325-00111015-100	382.88	11
12	12.75-13.20	3/4" NPT	325-00132006-100	387.71	11
		3/4" CC	325-00132007-100	387.71	11
		1" NPT	325-00132008-100	387.71	11
		1" CC	325-00132009-100	387.71	11
		1 1/4" NPT	325-00132010-100	437.18	12
		1 1/4" CC	325-00132011-100	437.18	12
		1 1/2" NPT	325-00132012-100	437.18	12
		1 1/2" CC	325-00132013-100	437.18	12
		2" NPT	325-00132014-100	437.18	12
		2" CC	325-00132015-100	437.18	12

SERVICE SADDLES



331 REPAIR SERVICE SADDLE

Double Bale, Electro-galvanized, Epoxy Coated DI Body



5/8" CC through 2" NPT Taps

Nominal Size Inches	O.D. Range Inches	Tap Size & Type Inches	Catalog Number	List Price	Approx. Weight lbs.
4	4.79-5.32	5/8" CC	331-00053205-000	\$133.23	8
		3/4" NPT	331-00053206-000	133.23	8
		3/4" CC	331-00053207-000	133.23	8
		1" NPT	331-00053208-000	133.23	8
		1" CC	331-00053209-000	133.23	8
		1 1/4" NPT	331-00053210-000	150.99	8
		1 1/4" CC	331-00053211-000	150.99	8
		1 1/2" NPT	331-00053212-000	150.99	8
		1 1/2" CC	331-00053213-000	150.99	8
		2" NPT	331-00053214-000	150.99	8
6	6.90-7.40	5/8" CC	331-00074005-000	150.08	11
		3/4" NPT	331-00074006-000	150.08	11
		3/4" CC	331-00074007-000	150.08	11
		1" NPT	331-00074008-000	150.08	11
		1" CC	331-00074009-000	150.08	11
		1 1/4" NPT	331-00074010-000	165.82	11
		1 1/4" CC	331-00074011-000	165.82	11
		1 1/2" NPT	331-00074012-000	165.82	11
		1 1/2" CC	331-00074013-000	165.82	11
		2" NPT	331-00074014-000	165.82	11
8	9.00-9.63	5/8" CC	331-00096305-000	174.05	13
		3/4" NPT	331-00096306-000	174.05	13
		3/4" CC	331-00096307-000	174.05	13
		1" NPT	331-00096308-000	174.05	13
		1" CC	331-00096309-000	174.05	13
		1 1/4" NPT	331-00096310-000	225.03	13
		1 1/4" CC	331-00096311-000	225.03	13
		1 1/2" NPT	331-00096312-000	225.03	13
		1 1/2" CC	331-00096313-000	225.03	13
		2" NPT	331-00096314-000	225.03	13

SERVICE SADDLES



331 REPAIR SERVICE SADDLE

Double Bale, Electro-galvanized, Epoxy Coated DI Body



5/8" CC through 2" NPT Taps

Nominal Size Inches	O.D. Range Inches	Tap Size & Type Inches	Catalog Number	List Price	Approx. Weight lbs.
10	11.04-12.12	5/8" CC	331-00121205-000	\$217.36	13
		3/4" NPT	331-00121206-000	217.36	13
		3/4" CC	331-00121207-000	217.36	13
		1" NPT	331-00121208-000	217.36	13
		1" CC	331-00121209-000	217.36	13
		1 1/4" NPT	331-00121210-000	236.84	13
		1 1/4" CC	331-00121211-000	236.84	13
		1 1/2" NPT	331-00121212-000	236.84	13
		1 1/2" CC	331-00121213-000	236.84	13
		2" NPT	331-00121214-000	236.84	13
12	13.14-14.38	5/8" CC	331-00143805-000	313.32	16
		3/4" NPT	331-00143806-000	313.32	16
		3/4" CC	331-00143807-000	313.32	16
		1" NPT	331-00143808-000	313.32	16
		1" CC	331-00143809-000	313.32	16
		1 1/4" NPT	331-00143810-000	340.46	16
		1 1/4" CC	331-00143811-000	340.46	16
		1 1/2" NPT	331-00143812-000	340.46	16
		1 1/2" CC	331-00143813-000	340.46	16
2" NPT	331-00143814-000	340.46	16		

SERVICE SADDLES



357 SERVICE SADDLE, For PVC or Steel Pipe.
D.I. Body with 304 Stainless Steel Straps



3" and 4" NPT Taps

Nominal Size	O.D. Range Inches	Catalog Number				Approx. Weight lbs.
		3" NPT	List Price	4" NPT	List Price	
6	6.63-6.90	357-00069017-000	\$303.41	357-00069018-000	\$425.34	13
8	8.63-9.05	357-00090517-000	328.67	357-00090518-000	441.98	13
10	10.75-11.10	357-00111017-000	359.02	357-00111018-000	450.21	14
12	12.75-13.20	357-00132017-000	381.76	357-00132018-000	464.00	14

Not for Ductile Iron Pipe.

SERVICE SADDLES



362 SERVICE SADDLES FOR CONCRETE CYLINDER PIPE D.I. Body with Epoxy Coating and Epoxy Coated Straps



3/4" NPT and CC Taps

1" and 1 1/4" NPT and CC Taps

Nominal Size Inches	O.D. Inches	Concrete Coating O.D. Range Inches	Catalog Number		List Price	Approx. Weight lbs.
			3/4" NPT	3/4" CC		
12	13 3/8	15.38-15.88	362-00158806-000	362-00158807-000	\$569.74	24
14	15 1/4	17.25-18.00	362-00180006-000	362-00180007-000	575.88	24
16	17 3/8	19.38-19.88	362-00198806-000	362-00198807-000	581.90	26
18	19 25/32	21.75-22.38	362-00223806-000	362-00223807-000	655.05	26
20	21 25/32	23.75-24.38	362-00243806-000	362-00243807-000	664.22	30
21	22 25/32	24.75-25.50	362-00255006-000	362-00255007-000	676.43	31
24	25 3/4	27.88-28.50	362-00285006-000	362-00285007-000	691.67	33
27	28 25/32	30.75-31.50	362-00315006-000	362-00315007-000	728.19	35
30	31 7/8	34.13-34.88	362-00348806-000	362-00348807-000	796.76	37
33	34 7/8	37.13-37.38	362-00373806-000	362-00373807-000	853.68	38
36	37 7/8	40.25-41.00	362-00410006-000	362-00410007-000	897.96	40

1" and 1 1/4" NPT and CC Taps

Nominal Size Inches	O.D. Inches	Concrete Coating O.D. Range Inches	Catalog Number				List Price	Approx Weight lbs.
			1" NPT	1" CC	1 1/4" NPT	1 1/4" CC		
12	13 3/8	15.38-15.88	362-00158808-000	362-00158809-000	362-00158810-000	362-00158811-000	\$569.7	24
14	15 1/4	17.25-18.00	362-00180008-000	362-00180009-000	362-00180010-000	362-00180011-000	575.88	25
16	17 3/8	19.38-19.88	362-00198808-000	362-00198809-000	362-00198810-000	362-00198811-000	581.90	26
18	19 25/32	21.75-22.38	362-00223808-000	362-00223809-000	362-00223810-000	362-00223811-000	655.05	27
20	21 25/32	23.75-24.38	362-00243808-000	362-00243809-000	362-00243810-000	362-00243811-000	664.22	31
21	22 25/32	24.75-25.50	362-00255008-000	362-00255009-000	362-00255010-000	362-00255011-000	676.43	31
24	25 3/4	27.88-28.50	362-00285008-000	362-00285009-000	362-00285010-000	362-00285011-000	691.67	33
27	28 25/32	30.75-31.50	362-00315008-000	362-00315009-000	362-00315010-000	362-00315011-000	728.19	35
30	31 7/8	34.13-34.88	362-00348808-000	362-00348809-000	362-00348810-000	362-00348811-000	796.76	37
33	34 7/8	37.13-37.38	362-00373808-000	362-00373809-000	362-00373810-000	362-00373811-000	853.68	38
36	37 7/8	40.25-41.00	362-00410008-000	362-00410009-000	362-00410010-000	362-00410011-000	897.96	40

1 1/2" and 2" NPT and CC Taps

Nominal Size Inches	O.D. Inches	Concrete Coating O.D. Range Inches	Catalog Number				List Price	Approx Weight lbs.
			1 1/2" NPT	1 1/2" CC	2" NPT	2" CC		
12	13 3/8	15.38-15.88	362-00158812-000	362-00158813-000	362-00158814-000	362-00158815-000	\$ 569.74	24
14	15 1/4	17.25-18.00	362-00180012-000	362-00180013-000	362-00180014-000	362-00180015-000	575.88	25
16	17 3/8	19.38-19.88	362-00198812-000	362-00198813-000	362-00198814-000	362-00198815-000	581.90	26
18	19 25/32	21.75-22.38	362-00223812-000	362-00223813-000	362-00223814-000	362-00223815-000	655.05	27
20	21 25/32	23.75-24.38	362-00243812-000	362-00243813-000	362-00243814-000	362-00243815-000	664.22	31
21	22 25/32	24.75-25.50	362-00255012-000	362-00255013-000	362-00255014-000	362-00255015-000	676.43	31
24	25 3/4	27.88-28.50	362-00285012-000	362-00285013-000	362-00285014-000	362-00285015-000	691.67	33
27	28 25/32	30.75-31.50	362-00315012-000	362-00315013-000	362-00315014-000	362-00315015-000	728.19	35
30	31 7/8	34.13-34.88	362-00348812-000	362-00348813-000	362-00348814-000	362-00348815-000	796.76	27
33	34 7/8	37.13-37.38	362-00373812-000	362-00373813-000	362-00373814-000	362-00373815-000	853.68	38
36	37 7/8	40.25-41.00	362-00410012-000	362-00410013-000	362-00410014-000	362-00410015-000	897.96	40

SERVICE SADDLES



366 SERVICE SADDLES FOR LARGE DIAMETER D.I. Body and Epoxy Coated Straps



3/4", 1" and 1 1/4" NPT and CC Taps

O.D. Range Inches	Catalog Number						List Price	Approx Weight lbs.
	3/4" NPT	3/4" CC	1" NPT	1" CC	1 1/4" NPT	1 1/4" CC		
19.25-20.00	366-00200006-000	366-00200007-000	366-00200008-000	366-00200009-000	366-00200010-000	366-00200011-000	\$851.93	38
19.75-20.50	366-00205006-000	366-00205007-000	366-00205008-000	366-00205009-000	366-00205010-000	366-00205011-000	854.91	38
20.50-21.25	366-00212506-000	366-00212507-000	366-00212508-000	366-00212509-000	366-00212510-000	366-00212511-000	866.73	38
21.35-22.10	366-00221006-000	366-00221007-000	366-00221008-000	366-00221009-000	366-00221010-000	366-00221011-000	875.61	39
21.81-22.56	366-00225606-000	366-00225607-000	366-00225608-000	366-00225609-000	366-00225610-000	366-00225611-000	888.71	39
22.50-23.25	366-00232506-000	366-00232507-000	366-00232508-000	366-00232509-000	366-00232510-000	366-00232511-000	893.38	39
23.19-23.94	366-00239406-000	366-00239407-000	366-00239408-000	366-00239409-000	366-00239410-000	366-00239411-000	902.25	39
23.75-24.50	366-00245006-000	366-00245007-000	366-00245008-000	366-00245009-000	366-00245010-000	366-00245011-000	911.06	42
24.50-25.25	366-00252506-000	366-00252507-000	366-00252508-000	366-00252509-000	366-00252510-000	366-00252511-000	917.02	42
25.55-26.32	366-00263206-000	366-00263207-000	366-00263208-000	366-00263209-000	366-00263210-000	366-00263211-000	925.86	44
26.07-26.82	366-00268206-000	366-00268207-000	366-00268208-000	366-00268209-000	366-00268210-000	366-00268211-000	934.72	44
26.65-27.50	366-00275006-000	366-00275007-000	366-00275008-000	366-00275009-000	366-00275010-000	366-00275011-000	940.73	44
27.51-28.25	366-00282506-000	366-00282507-000	366-00282508-000	366-00282509-000	366-00282510-000	366-00282511-000	949.59	45
28.75-29.50	366-00295006-000	366-00295007-000	366-00295008-000	366-00295009-000	366-00295010-000	366-00295011-000	955.44	45
29.53-30.28	366-00302806-000	366-00302807-000	366-00302808-000	366-00302809-000	366-00302810-000	366-00302811-000	970.28	47
29.75-30.50	366-00305006-000	366-00305007-000	366-00305008-000	366-00305009-000	366-00305010-000	366-00305011-000	975.74	47
31.49-32.24	366-00322406-000	366-00322407-000	366-00322408-000	366-00322409-000	366-00322410-000	366-00322411-000	1002.78	49
31.75-32.50	366-00325006-000	366-00325007-000	366-00325008-000	366-00325009-000	366-00325010-000	366-00325011-000	1011.64	49
32.49-33.24	366-00332406-000	366-00332407-000	366-00332408-000	366-00332409-000	366-00332410-000	366-00332411-000	1035.30	49
33.21-33.96	366-00339606-000	366-00339607-000	366-00339608-000	366-00339609-000	366-00339610-000	366-00339611-000	1041.23	49
34.90-35.65	366-00356506-000	366-00356507-000	366-00356508-000	366-00356509-000	366-00356510-000	366-00356511-000	1,067.86	52
35.67-36.42	366-00364206-000	366-00364207-000	366-00364208-000	366-00364209-000	366-00364210-000	366-00364211-000	1,076.72	52
36.49-37.24	366-00372406-000	366-00372407-000	366-00372408-000	366-00372409-000	366-00372410-000	366-00372411-000	1,103.35	54
36.97-37.72	366-00377206-000	366-00377207-000	366-00377208-000	366-00377209-000	366-00377210-000	366-00377211-000	1,118.16	54
37.71-38.46	366-00384606-000	366-00384607-000	366-00384608-000	366-00384609-000	366-00384610-000	366-00384611-000	1,141.84	54
38.45-39.20	366-00392006-000	366-00392007-000	366-00392008-000	366-00392009-000	366-00392010-000	366-00392011-000	1,153.61	54
39.35-40.10	366-00401006-000	366-00401007-000	366-00401008-000	366-00401009-000	366-00401010-000	366-00401011-000	1,171.44	56
39.81-40.56	366-00405606-000	366-00405607-000	366-00405608-000	366-00405609-000	366-00405610-000	366-00405611-000	1,183.22	56
41.95-42.70	366-00427006-000	366-00427007-000	366-00427008-000	366-00427009-000	366-00427010-000	366-00427011-000	1,198.02	56
42.40-43.15	366-00431506-000	366-00431507-000	366-00431508-000	366-00431509-000	366-00431510-000	366-00431511-000	1,212.78	57

SERVICE SADDLES



366 SERVICE SADDLES FOR LARGE DIAMETER D.I. Body and Epoxy Coated Straps



1 1/2", 2" and 2 1/2" NPT and CC Taps

O.D. Range Inches	Catalog Number					List Price	Approx. Weight
	1 1/2" NPT	1 1/2" CC	2" NPT	2" CC	2 1/2" NPT		
19.25-20.00	366-00200012-000	366-00200013-000	366-00200014-000	366-00200015-000	366-00200016-000	\$ 851.93	38
19.75-20.50	366-00205012-000	366-00205013-000	366-00205014-000	366-00205015-000	366-00205016-000	854.91	38
20.50-21.25	366-00212512-000	366-00212513-000	366-00212514-000	366-00212515-000	366-00212516-000	866.73	38
21.35-22.10	366-00221012-000	366-00221013-000	366-00221014-000	366-00221015-000	366-00221016-000	875.61	39
21.81-22.56	366-00225612-000	366-00225613-000	366-00225614-000	366-00225615-000	366-00225616-000	888.71	39
22.50-23.25	366-00232512-000	366-00232513-000	366-00232514-000	366-00232515-000	366-00232516-000	893.38	39
23.19-23.94	366-00239412-000	366-00239413-000	366-00239414-000	366-00239415-000	366-00239416-000	902.25	39
23.75-24.50	366-00245012-000	366-00245013-000	366-00245014-000	366-00245015-000	366-00245016-000	911.06	42
24.50-25.25	366-00252512-000	366-00252513-000	366-00252514-000	366-00252515-000	366-00252516-000	917.02	42
25.55-26.32	366-00263212-000	366-00263213-000	366-00263214-000	366-00263215-000	366-00263216-000	925.86	44
26.07-26.82	366-00268212-000	366-00268213-000	366-00268214-000	366-00268215-000	366-00268216-000	934.72	44
26.65-27.50	366-00275012-000	366-00275013-000	366-00275014-000	366-00275015-000	366-00275016-000	940.73	44
27.51-28.25	366-00282512-000	366-00282513-000	366-00282514-000	366-00282515-000	366-00282516-000	949.59	45
28.75-29.50	366-00295012-000	366-00295013-000	366-00295014-000	366-00295015-000	366-00295016-000	955.44	45
29.53-30.28	366-00302812-000	366-00302813-000	366-00302814-000	366-00302815-000	366-00302816-000	970.28	47
29.75-30.50	366-00305012-000	366-00305013-000	366-00305014-000	366-00305015-000	366-00305016-000	975.74	47
31.49-32.24	366-00322412-000	366-00322413-000	366-00322414-000	366-00322415-000	366-00322416-000	1002.78	49
31.75-32.50	366-00325012-000	366-00325013-000	366-00325014-000	366-00325015-000	366-00325016-000	1011.64	49
32.49-33.24	366-00332412-000	366-00332413-000	366-00332414-000	366-00332415-000	366-00332416-000	1035.30	49
33.21-33.96	366-00339612-000	366-00339613-000	366-00339614-000	366-00339615-000	366-00339616-000	1041.23	49
34.90-35.65	366-00356512-000	366-00356513-000	366-00356514-000	366-00356515-000	366-00356516-000	1,067.86	49
35.67-36.42	366-00364212-000	366-00364213-000	366-00364214-000	366-00364215-000	366-00364216-000	1,076.72	54
36.49-37.24	366-00372412-000	366-00372413-000	366-00372414-000	366-00372415-000	366-00372416-000	1,103.35	54
36.97-37.72	366-00377212-000	366-00377213-000	366-00377214-000	366-00377215-000	366-00377216-000	1,118.16	54
37.71-38.46	366-00384612-000	366-00384613-000	366-00384614-000	366-00384615-000	366-00384616-000	1,141.84	54
38.45-39.20	366-00392012-000	366-00392013-000	366-00392014-000	366-00392015-000	366-00392016-000	1,153.61	54
39.35-40.10	366-00401012-000	366-00401013-000	366-00401014-000	366-00401015-000	366-00401016-000	1,171.44	56
39.81-40.56	366-00405612-000	366-00405613-000	366-00405614-000	366-00405615-000	366-00405616-000	1,183.22	56
41.95-42.70	366-00427012-000	366-00427013-000	366-00427014-000	366-00427015-000	366-00427016-000	1,198.02	56
42.40-43.15	366-00431512-000	366-00431513-000	366-00431514-000	366-00431515-000	366-00431516-000	1,212.78	57

SERVICE SADDLES



371 SERVICE SADDLES
Single Stud, All 304 Stainless Steel



1/2" CC, 3/4" and 1" NPT and CC Taps

Nominal Size Inches	O.D. Range Inches	Catalog Number					List Price	Approx Weight lbs.
		1/2" CC	3/4" NPT	3/4" CC	1" NPT	1" CC		
4	4.50-4.80	371-00048004-000	371-00048006-000	371-00048007-000	371-00048008-000	371-00048009-000	\$98.35	6
6	6.63-6.90	371-00069004-000	371-00069006-000	371-00069007-000	371-00069008-000	371-00069009-000	141.41	7
8	8.63-9.05	371-00090504-000	371-00090506-000	371-00090507-000	371-00090508-000	371-00090509-000	143.60	8
10	10.75-11.10	371-00111004-000	371-00111006-000	371-00111007-000	371-00111008-000	371-00111009-000	175.46	8
12	12.75-13.20	371-00132004-000	371-00132006-000	371-00132007-000	371-00132008-000	371-00132009-000	179.41	9

SERVICE SADDLES



372 SERVICE SADDLES Double Stud, All 304 Stainless Steel



1/2", 3/4" and 1" NPT and CC Taps

Nominal Size Inches	O.D. Range Inches	Catalog Number					List Price	Weight lbs.
		1/2" CC	3/4" NPT	3/4" CC	1" NPT	1" CC		
4	4.50-4.80	372-00048004-000	372-00048006-000	372-00048007-000	372-00048008-000	372-00048009-000	\$110.20	5
6	6.63-6.90	372-00069004-000	372-00069006-000	372-00069007-000	372-00069008-000	372-00069009-000	157.64	7
8	8.63-9.05	372-00090504-000	372-00090506-000	372-00090507-000	372-00090508-000	372-00090509-000	159.96	7
10	10.75-11.10	372-00111004-000	372-00111006-000	372-00111007-000	372-00111008-000	372-00111009-000	194.93	8
12	12.75-13.20	372-00132004-000	372-00132006-000	372-00132007-000	372-00132008-000	372-00132009-000	199.33	9
14	15.20-15.30	372-00153004-000	372-00153006-000	372-00153007-000	372-00153008-000	372-00153009-000	267.72	10
16	17.32-17.46	372-00174004-000	372-00174006-000	372-00174007-000	372-00174008-000	372-00174009-000	286.83	12

1 1/4" and 1 1/2" NPT and CC Taps

Nominal Size Inches	O.D. Range Inches	Catalog Number				List Price	Approx. Weight lbs.
		1 1/4" NPT	1 1/4" CC	1 1/2" NPT	1 1/2" CC		
4	4.50-4.80	372-00048010-000	372-00048011-000	372-00048012-000	372-00048013-000	\$222.72	6
6	6.63-6.90	372-00069010-000	372-00069011-000	372-00069012-000	372-00069013-000	225.17	6
8	8.63-9.05	372-00090510-000	372-00090511-000	372-00090512-000	372-00090513-000	232.91	7
10	10.75-11.10	372-00111010-000	372-00111011-000	372-00111012-000	372-00111013-000	244.82	8
12	12.75-13.20	372-00132010-000	372-00132011-000	372-00132012-000	372-00132013-000	258.57	9
14	15.20-15.30	372-00153010-000	372-00153011-000	372-00153012-000	372-00153013-000	289.92	11
16	17.32-17.46	372-00174010-000	372-00174011-000	372-00174012-000	372-00174013-000	309.31	12

2" NPT and CC Taps

Nominal Size Inches	O.D. Range Inches	Catalog Number		List Price	Approx. Weight lbs.
		2" NPT	2" CC		
4	4.50-4.80	372-00048014-000	372-00048015-000	\$ 222.72	6
6	6.63-6.90	372-00069014-000	372-00069015-000	225.17	6
8	8.63-9.05	372-00090514-000	372-00090515-000	232.91	7
10	10.75-11.10	372-00111014-000	372-00111015-000	244.82	8
12	12.75-13.20	372-00132014-000	372-00132015-000	258.57	9
14	15.20-15.30	372-00153014-000	372-00153015-000	289.92	11
16	17.32-17.46	372-00174014-000	372-00174015-000	309.31	12

SERVICE SADDLES



377 WIDE RANGE SERVICE SADDLES All Stainless Steel

CC Taps: 1/2", 3/4", 1", 1 1/4", 1 1/2", 2"

Nominal Size	OD RANGE (INCHES)	1/2" CC	3/4" CC	1" CC	List Price	Approx Weight lbs.
4	4.45-5.14	377-00045004-000	377-00045007-000	377-00045009-000	\$181	7
	4.75-5.45	377-00048004-000	377-00048007-000	377-00048009-000		7
6	6.56-7.36	377-00066304-000	377-00066307-000	377-00066309-000	191	7
	6.83-7.63	377-00069004-000	377-00069007-000	377-00069009-000		8
8	8.54-9.34	377-00086304-000	377-00086307-000	377-00086309-000	204	8
	8.99-9.79	377-00090504-000	377-00090507-000	377-00090509-000		8
10	10.64-11.54	377-00107504-000	377-00107507-000	377-00107509-000	216	9
	11.34-12.24	377-00114004-000	377-00114007-000	377-00114009-000		9
12	12.62-13.57	377-00127504-000	377-00127507-000	377-00127509-000	233	10
	13.44-14.39	377-00135004-000	377-00135007-000	377-00135009-000		11

5/8" outlet, Tap Code 05, available upon request

Nominal Size	OD RANGE (INCHES)	1-1/4" CC	1-1/2" CC	2" CC	List Price	Approx Weight lbs.
4	4.45-5.14	377-00045011-000	377-00045013-000	377-00045015-000	\$233	7
	4.75-5.45	377-00048011-000	377-00048013-000	377-00048015-000		7
6	6.56-7.36	377-00066311-000	377-00066313-000	377-00066315-000	236	7
	6.83-7.63	377-00069011-000	377-00069013-000	377-00069015-000		8
8	8.54-9.34	377-00086311-000	377-00086313-000	377-00086315-000	244	8
	8.99-9.79	377-00090511-000	377-00090513-000	377-00090515-000		8
10	10.64-11.54	377-00107511-000	377-00107513-000	377-00107515-000	256	9
	11.34-12.24	377-00114011-000	377-00114013-000	377-00114015-000		9
12	12.62-13.57	377-00127511-000	377-00127513-000	377-00127515-000	271	10
	13.44-14.39	377-00135011-000	377-00135013-000	377-00135015-000		11

5/8" outlet, Tap Code 05, available upon request

SERVICE SADDLES



377 WIDE RANGE SERVICE SADDLES All Stainless Steel

NPT Taps: 3/4", 1", 1 1/4", 1 1/2", 2"

Nominal Size	OD RANGE (INCHES)	3/4" NPT	1" NPT	List Price	Approx Weight lbs.
4	4.45-5.14	377-00045006-000	377-00045008-000	\$181	7
	4.75-5.45	377-00048006-000	377-00048008-000		7
6	6.56-7.36	377-00066306-000	377-00066308-000	191	7
	6.83-7.63	377-00069006-000	377-00069008-000		8
8	8.54-9.34	377-00086306-000	377-00086308-000	204	8
	8.99-9.79	377-00090506-000	377-00090508-000		8
10	10.64-11.54	377-00107506-000	377-00107508-000	216	9
	11.34-12.24	377-00114006-000	377-00114008-000		9
12	12.62-13.57	377-00127506-000	377-00127508-000	233	10
	13.44-14.39	377-00135006-000	377-00135008-000		11

Nominal Size	OD RANGE (INCHES)	1-1/4" NPT	1-1/2" NPT	2" NPT	List Price	Approx Weight lbs.
4	4.45-5.14	377-00045010-000	377-00045012-000	377-00045014-000	\$233	7
	4.75-5.45	377-00048010-000	377-00048012-000	377-00048014-000		7
6	6.56-7.36	377-00066310-000	377-00066312-000	377-00066314-000	236	7
	6.83-7.63	377-00069010-000	377-00069012-000	377-00069014-000		8
8	8.54-9.34	377-00086310-000	377-00086312-000	377-00086314-000	244	8
	8.99-9.79	377-00090510-000	377-00090512-000	377-00090514-000		8
10	10.64-11.54	377-00107510-000	377-00107512-000	377-00107514-000	256	9
	11.34-12.24	377-00114010-000	377-00114012-000	377-00114014-000		9
12	12.62-13.57	377-00127510-000	377-00127512-000	377-00127514-000	271	10
	13.44-14.39	377-00135010-000	377-00135012-000	377-00135014-000		11

SERVICE SADDLES



397 SERVICE SADDLES FOR STEEL AND DI SIZE PVC Ductile Iron Body, Double Wide 304 Stainless Steel Strap



3/4" and 1" NPT and CC Taps

Nominal Size Inches	O.D. Inches	Catalog Number				List Price	Approx Weight lbs.
		3/4" NPT	3/4" CC	1" NPT	1" CC		
2	2.38	397-00023806-000	397-00023807-000	397-00023808-000	397-00023809-000	\$ 128.45	5
4	4.50	397-00045006-000	397-00045007-000	397-00045008-000	397-00045009-000	129.49	5
	4.80	397-00048006-000	397-00048007-000	397-00048008-000	397-00048009-000	129.49	5
6	6.63	397-00066306-000	397-00066307-000	397-00066308-000	397-00066309-000	147.50	6
	6.90	397-00069006-000	397-00069007-000	397-00069008-000	397-00069009-000	147.50	6
8	8.63	397-00086306-000	397-00086307-000	397-00086308-000	397-00086309-000	171.51	6
	9.05	397-00090506-000	397-00090507-000	397-00090508-000	397-00090509-000	171.51	6
10	10.75	397-00107506-000	397-00107507-000	397-00107508-000	397-00107509-000	207.13	10
	11.10	397-00111006-000	397-00111007-000	397-00111008-000	397-00111009-000	207.13	11
12	12.75	397-00127506-000	397-00127507-000	397-00127508-000	397-00127509-000	241.06	10
	13.20	397-00132006-000	397-00132007-000	397-00132008-000	397-00132009-000	241.06	10

1 1/4" NPT and CC - 1 1/2" NPT and CC Taps

Nominal Size Inches	O.D. Inches	Catalog Number				List Price	Approx Weight lbs.
		1 1/4" NPT	1 1/4" CC	1 1/2" NPT	1 1/2" CC		
4	4.50	397-00045010-000	397-00045011-000	397-00045012-000	397-00045013-000	\$154.62	6
	4.80	397-00048010-000	397-00048011-000	397-00048012-000	397-00048013-000	154.62	7
6	6.63	397-00066310-000	397-00066311-000	397-00066312-000	397-00066313-000	174.00	7
	6.90	397-00069010-000	397-00069011-000	397-00069012-000	397-00069013-000	174.00	7
8	8.63	397-00086310-000	397-00086311-000	397-00086312-000	397-00086313-000	198.87	8
	9.05	397-00090510-000	397-00090511-000	397-00090512-000	397-00090513-000	198.87	8
10	10.75	397-00107510-000	397-00107511-000	397-00107512-000	397-00107513-000	222.83	10
	11.10	397-00111010-000	397-00111011-000	397-00111012-000	397-00111013-000	222.83	11
12	12.75	397-00127510-000	397-00127511-000	397-00127512-000	397-00127513-000	258.17	10
	13.20	397-00132010-000	397-00132011-000	397-00132012-000	397-00132013-000	258.17	10

2" NPT and CC Taps

Nominal Size Inches	O.D. Inches	Catalog Number		List Price	Approx. Weight
		2" NPT	2" CC		
4	4.50	397-00045014-000	397-00045015-000	\$154.62	6
	4.80	397-00048014-000	397-00048015-000	154.62	7
6	6.63	397-00066314-000	397-00066315-000	174.00	7
	6.90	397-00069014-000	397-00069015-000	174.00	7
8	8.63	397-00086314-000	397-00086315-000	198.87	8
	9.05	397-00090514-000	397-00090515-000	198.87	8
10	10.75	397-00107514-000	397-00107515-000	222.83	10
	11.10	397-00111014-000	397-00111015-000	222.83	11
12	12.75	397-00127514-000	397-00127515-000	258.17	10
	13.20	397-00132014-000	397-00132015-000	258.17	10

COUPLINGS



411 STEEL COUPLINGS For Steel Pipe



Nominal Size Inches	O.D. Inches	Sleeve Thickness & Length Inches	Bolts		Catalog Number	ALLOY Bolts & Nuts	304 STAINLESS STEEL	316 STAINLESS STEEL	Approx Weight Lbs.
			No.	Diameter Length Inches		-003 List Price	-031 List Price	-043 List Price	
*1/2	0.84	.120 x 4 1/2	2	1/2 x 7	411-00008401	\$49.47	\$98.70	\$198.41	3
		.120 x 12	2	1/2 x 14	411-00008410	113.46	198.57	259.21	4
*3/4	1.05	.120 x 4 1/2	2	1/2 x 7	411-00010501	56.60	105.83	205.60	3
		.120 x 12	2	1/2 x 14	411-00010510	117.51	202.60	263.31	5
*1	1.32	.120 x 5	2	1/2 x 7	411-00013201	58.56	107.79	207.59	4
		.120 x 12	2	1/2 x 14	411-00013210	118.71	203.82	264.54	5
*1 1/4	1.66	.120 x 5	2	1/2 x 7	411-00016601	61.32	110.55	210.38	4
		.120 x 12	2	1/2 x 14	411-00016610	132.52	217.61	278.46	7
*1 1/2	1.9	.120 x 5	2	1/2 x 7	411-00019001	73.22	122.45	222.41	4
		.120 x 12	2	1/2 x 14	411-00019010	154.73	239.82	300.89	8
*2	2	.120 x 5	2	1/2 x 7	411-00020001	80.62	129.85	229.88	5
		.120 x 12	2	1/2 x 14	411-00020010	166.05	251.14	312.32	8
*2	2.38	.120 x 5	2	1/2 x 7	411-00023801	82.96	132.21	232.24	5
		.120 x 5	2	5/8 x 8	411-00023851	93.80	141.27	200.45	6
		.120 x 7	2	5/8 x 10 1/2	411-00023821	106.60	168.53	234.53	6
		.120 x 12	2	5/8 x 15	411-00023841	129.94	207.92	286.66	10
		.120 x 5	3	5/8 x 8	411-00023861	106.07	177.25	265.71	7
		.120 x 7	3	5/8 x 10 1/2	411-00023802	125.66	218.56	317.22	10
		.120 x 12	3	5/8 x 15	411-00023810	190.65	307.60	426.01	17
2 1/2	2.88	.203 x 5	3	5/8 x 8	411-00028801	128.18	199.37	295.14	13
		.203 x 12	3	5/8 x 15	411-00028810	203.06	320.01	360.51	17
3	3.00	.203 x 5	3	5/8 x 8	411-00030001	133.80	204.98	293.71	13
3	3.50	.180 x 5	3	5/8 x 6	†411-90035001	134.25	188.38	332.63	12
		.180 x 5	4	5/8 x 8	411-00035051	161.08	255.98	374.12	12
		.180 x 7	4	5/8 x 10 1/2	411-00035002	169.90	293.74	425.30	15
		.180 x 12	3	5/8 x 15	†411-90035010	236.46	385.82	550.11	21
4	4	.188 x 5	4	5/8 x 8	411-00040001	161.45	256.35	374.48	18
		.188 x 12	4	5/8 x 15	411-00040010	285.61	441.56	599.31	25
4	4.50	.188 x 5	4	5/8 x 6	†411-90045001	169.62	241.78	434.03	13
		.188 x 7	4	5/8 x 8	†411-90045002	190.65	285.54	403.97	14
		.188 x 12	4	5/8 x 13 1/2	†411-90045010	300.31	499.45	621.33	22
		.188 x 16	4	5/8 x 17	†411-90045011	402.83	663.92	755.91	28
		.188 x 24	4	5/8 x 25	†411-90045012	556.56	940.61	1,304.34	39
5	5.00	1/4 x 5	4	5/8 x 8	411-00050001	224.46	319.35	438.11	21
		1/4 x 12	4	5/8 x 15	411-00050010	335.15	491.09	649.32	30
5	5.56	1/4 x 5	4	5/8 x 8	411-00055601	224.46	319.35	438.11	21
		1/4 x 7	4	5/8 x 10 1/2	411-00055602	247.25	371.11	503.42	24
		1/4 x 10	4	5/8 x 13 1/2	411-00055603	435.68	669.59	758.03	32
		1/4 x 16	4	5/8 x 19 1/2	411-00055611	523.14	816.30	1,102.34	41
		1/4 x 24	4	5/8 x 27 1/2	411-00055612	736.65	1,157.23	1,505.10	52
6	6.63	1/4 x 5	6	5/8 x 6	†411-90066301	229.38	337.65	625.76	23
		1/4 x 7	6	5/8 x 8	†411-90066302	252.20	394.54	571.85	26
		1/4 x 10	6	5/8 x 10 1/2	†411-90066303	442.82	628.61	827.79	35
		1/4 x 16	6	5/8 x 17	†411-90066311	535.07	926.70	1,064.00	43
		1/4 x 24	6	5/8 x 25	†411-90066312	750.29	1,326.36	1,499.99	65

†Couplings furnished with steel "Z" section, High Strength Followers. Buna N Protected Gaskets priced on application. Suitable anchorage must be provided when excessive pipe movement could cause the pipe to move out of the coupling.

*Note: 1/2"-2" have electro-galvanized bolts and nuts.

COUPLINGS



411 STEEL COUPLINGS For Steel Pipe



Nominal Size Inches	O.D. Inches	Sleeve Thickness & Length Inches	Bolts		Catalog Number	ALLOY	304	316 STAINLESS	Approx Weight Lbs.
			No.	Diameter & Length Inches		Bolts & Nuts -003 List Price	STAINLESS -031 List Price	STEEL -043 List Price	
8	8.63	1/4 x 5	6	5/8 x 6	†411-90086301	\$ 270.60	\$ 378.86	\$ 667.36	28
		1/4 x 7	6	5/8 x 8	†411-90086302	292.11	434.45	612.15	32
		1/4 x 10	6	5/8 x 10 1/2	†411-90086303	516.59	702.38	827.79	42
		1/4 x 16	6	5/8 x 17	†411-90086311	744.18	1,135.80	1,275.15	57
		1/4 x 24	6	5/8 x 25	†411-90086312	1020.92	1,596.99	2,144.43	74
10	10.00	1/4 x 5	8	5/8 x 8	411-00100001	332.17	521.98	758.34	33
		1/4 x 7	8	5/8 x 10 1/2	411-00100002	359.76	607.48	870.78	38
		1/4 x 10	8	5/8 x 13 1/2	411-00100003	528.90	927.21	1,170.26	50
		1/4 x 16	8	5/8 x 19 1/2	411-00100011	968.64	1,554.97	2,126.29	67
		1/4 x 24	8	5/8 x 27 1/2	411-00100012	1,189.98	2,031.15	2,724.11	97
10	10.75	1/4 x 5	8	5/8 x 6	†411-90107501	332.17	476.52	860.91	34
		1/4 x 7	8	5/8 x 8	†411-90107502	384.35	574.16	811.03	40
		3/8 x 7	8	5/8 x 8	†411-90107507	452.74	642.56	880.10	49
		1/4 x 10	8	5/8 x 10 1/2	†411-90107503	587.32	835.03	1029.14	52
		1/4 x 16	8	5/8 x 17	†411-90107511	971.68	1,493.85	1,679.45	71
		1/4 x 24	8	5/8 x 25	†411-90107512	1,220.81	1,988.90	2,717.45	86
12	12.00	1/4 x 5	8	5/8 x 8	411-00120001	529.20	711.71	939.49	37
		1/4 x 7	8	5/8 x 10 1/2	411-00120002	578.81	817.01	1,070.73	44
		1/4 x 10	8	5/8 x 13 1/2	411-00120003	707.24	1,105.57	1,350.35	56
		1/4 x 16	8	5/8 x 19 1/2	411-00120011	1,162.37	1,748.68	2,321.91	77
		1/4 x 24	8	5/8 x 27 1/2	411-00120012	1,285.36	2,126.54	2,820.44	108
12	12.75	1/4 x 5	8	5/8 x 6	†411-90127501	393.62	537.99	922.98	39
		1/4 x 7	8	5/8 x 8	†411-90127502	418.20	608.00	845.22	46
		3/8 x 7	8	5/8 x 8	†411-90127507	648.83	896.54	1,161.52	52
		1/4 x 10	8	5/8 x 10 1/2	†411-90127503	710.47	958.20	1,227.44	59
		1/4 x 16	8	5/8 x 17	†411-90127511	1,177.75	1,699.92	1,887.55	81
		1/4 x 24	8	5/8 x 25	†411-90127512	1,343.73	2,111.81	2,841.57	113
		3/8 x 24	8	5/8 x 25	†411-90127516	1,389.87	2,157.97	2,437.88	148
14	14.00	1/4 x 5	6	5/8 x 8	411-00140001	562.74	705.10	885.44	41
		1/4 x 7	6	5/8 x 10 1/2	411-00140002	596.58	782.37	983.04	48
		3/8 x 7	6	5/8 x 10 1/2	411-00140007	781.07	966.86	1,169.34	75
		3/8 x 10	6	5/8 x 13 1/2	411-00140008	944.03	1,242.78	1,430.43	94
		3/8 x 16	6	5/8 x 19 1/2	411-00140015	1,540.53	1,950.50	2,416.74	126
		3/8 x 24	6	5/8 x 27 1/2	411-00140016	1,995.69	2,626.58	3,157.12	171
16	16.00	1/4 x 7	8	5/8 x 10 1/2	411-00160002	728.72	976.44	1,243.36	56
		3/8 x 7	8	5/8 x 10 1/2	411-00160007	842.54	1,090.25	1,358.28	87
		1/4 x 10	8	5/8 x 13 1/2	411-00160003	861.03	1,259.34	1,505.65	72
		3/8 x 10	8	5/8 x 13 1/2	411-00160008	1,057.75	1,456.06	1,704.29	108
		3/8 x 16	8	5/8 x 19 1/2	411-00160015	1,725.06	2,311.38	2,890.13	146
		3/8 x 24	8	5/8 x 27 1/2	411-00160016	2,250.85	2,600.17	2,893.79	218
18	18.00	1/4 x 7	8	5/8 x 10 1/2	411-00180002	759.56	1007.28	1,274.48	81
		3/8 x 7	8	5/8 x 10 1/2	411-00180007	937.88	1,185.60	1,454.57	96
		1/4 x 10	8	5/8 x 13 1/2	411-00180003	1,063.94	1,461.90	1,710.54	109
		3/8 x 10	8	5/8 x 13 1/2	411-00180008	1,187.01	1,585.33	1,834.82	119

COUPLINGS



411 STEEL COUPLINGS For Steel Pipe



Nominal Size Inches	O.D. Inches	Sleeve Thickness & Length Inches	Bolts		Catalog Number	ALLOY Bolts & Nuts	304 STAINLESS	316 STAINLESS STEEL	Approx. Weight Lbs.
			No.	Diameter & Length Inches		-003 List Price	-031 List Price	-043 List Price	
18	18.00	3/8 x 16	8	5/8 x 19 1/2	411-00180015	\$1,937.26	\$2,523.59	\$3,104.41	160
		3/8 x 24	8	5/8 x 27 1/2	411-00180016	2,564.55	3,405.71	4,112.16	223
20	20.00	1/4 x 7	10	5/8 x 10 1/2	411-00200002	925.53	1,235.18	1,568.97	91
		3/8 x 7	10	5/8 x 10 1/2	411-00200007	1030.16	1,339.79	1,674.61	107
		1/4 x 10	10	5/8 x 13 1/2	411-00200003	1,097.80	1,595.69	1,903.76	122
		3/8 x 10	10	5/8 x 13 1/2	411-00200008	1,313.03	1,810.90	2,121.11	134
		3/8 x 16	10	5/8 x 19 1/2	411-00200015	2,090.99	2,823.89	3,546.68	180
		3/8 x 24	10	5/8 x 27 1/2	411-00200016	2,951.92	3,388.55	3,756.93	245
22	22.00	1/4 x 7	10	5/8 x 10 1/2	411-00220002	993.20	1302.85	1637.33	98
		3/8 x 7	10	5/8 x 10 1/2	411-00220007	1,374.50	1,688.82	2,022.33	118
		1/4 x 10	10	5/8 x 13 1/2	411-00220003	1,432.90	1,930.79	2,242.17	132
		3/8 x 10	10	5/8 x 13 1/2	411-00220008	1,718.85	2,216.74	2,530.91	145
		3/8 x 16	10	5/8 x 19 1/2	411-00220015	2,284.68	3,017.60	3,742.28	196
		3/8 x 24	10	5/8 x 27 1/2	411-00220016	3,447.02	4,498.48	5,383.91	265
24	24.00	1/4 x 7	10	5/8 x 10 1/2	411-00240002	1,156.16	1,465.82	1,801.86	106
		3/8 x 7	10	5/8 x 10 1/2	411-00240007	1,466.77	1,776.41	2,115.51	125
		1/4 x 10	10	5/8 x 13 1/2	411-00240003	1,531.35	2,029.23	2,341.56	142
		3/8 x 10	10	5/8 x 13 1/2	411-00240008	1,875.34	2,395.01	2,751.45	156
		3/8 x 16	10	5/8 x 19 1/2	411-00240015	2,423.12	3,156.03	3,882.07	210
		3/8 x 24	10	5/8 x 27 1/2	411-00240016	3,557.75	4,609.23	5,495.72	286
30	30.00	3/8 x 7	12	5/8 x 10 1/2	411-00300007	1,757.81	2,245.11	2,529.62	155
		3/8 x 10	12	5/8 x 13 1/2	411-00300008	1,913.27	2,495.00	2,897.36	187
36	36.00	3/8 x 7	16	5/8 x 10 1/2	411-00360007	2,269.82	2,916.76	3,295.03	183
		3/8 x 10	16	5/8 x 13 1/2	411-00360008	2,669.84	3,433.77	3,853.20	225
42	42.00	3/8 x 7	18	5/8 x 10 1/2	411-00420007	2,651.43	3,376.15	3,696.30	216
		3/8 x 10	18	5/8 x 13 1/2	411-00420008	3,148.90	4,008.39	4,598.66	262
48	48.00	3/8 x 10	20	5/8 x 13 1/2	411-00480008	3,124.66	4,046.95	4,698.17	308
		3/8 x 16	20	5/8 x 19 1/2	411-00480015	3,984.25	5,419.29	6,659.09	308

COUPLINGS



411 STEEL COUPLINGS For Steel Pipe



Nominal Size Inches	O.D. Inche	Sleeve Thickness & Length Inches	Bolts		Catalog Number	ALLOY Bolts & Nuts -003	304 STAINLESS STEEL -031	316 STAINLESS STEEL Bolts & Nuts -043	Approx. Weight Lbs.
			No.	Diameter & Length Inches		List Price	List Price	List Price	
2	2.50	.203 x 7	2	5/8 x 10 1/2	411-00025002	\$169.37	\$231.29	\$297.90	14
2	2.50	.203 x 10	2	5/8 x 13 1/2	411-00025003	234.44	334.02	395.79	16
2 1/2	2.75	.203 x 7	3	5/8 x 10 1/2	411-00027502	181.39	274.28	373.47	15
2 1/2	2.75	.203 x 10	3	5/8 x 13 1/2	411-00027503	247.71	397.07	488.69	18
3	3.80	.237 x 7	3	5/8 x 10 1/2	411-00038002	246.46	322.19	377.31	20
3	3.80	.237 x 10	3	5/8 x 13 1/2	411-00038003	332.57	449.53	535.58	25
3-4	3.96	.188 x 7	4	5/8 x 10 1/2	411-00039602	254.54	378.40	510.80	22
3-4	3.96	.188 x 10	4	5/8 x 13 1/2	411-00039603	349.87	530.86	671.37	26
4	4.13	.188 x 7	4	5/8 x 10 1/2	411-00041302	264.52	378.13	459.77	22
4	4.13	.188 x 10	4	5/8 x 13 1/2	411-00041303	355.43	549.02	658.54	27
4	4.80	1/4 x 7	4	5/8 x 10 1/2	411-00048002	325.32	449.18	582.27	27
4	4.80	1/4 x 10	4	5/8 x 13 1/2	411-00048003	434.55	633.72	756.89	33
4	5.00	1/4 x 7	4	5/8 x 10 1/2	411-00050002	325.32	449.18	582.27	27
4	5.00	1/4 x 10	4	5/8 x 13 1/2	411-00050003	434.55	633.72	756.89	33
4-5	5.10	1/4 x 7	4	5/8 x 10 1/2	411-00051002	330.39	481.87	590.52	28
4-5	5.10	1/4 x 10	4	5/8 x 13 1/2	411-00051003	438.36	672.27	842.17	33
6	6.90	1/4 x 7	5	5/8 x 10 1/2	411-00069002	368.27	523.09	689.05	38
6	6.90	1/4 x 10	5	5/8 x 13 1/2	411-00069003	570.85	819.81	974.06	45
6	7.10	1/4 x 7	5	5/8 x 10 1/2	411-00071002	416.49	571.32	737.76	39
6	7.10	1/4 x 10	5	5/8 x 13 1/2	411-00071003	640.92	889.86	1044.80	46
6	7.20	1/4 x 7	5	5/8 x 10 1/2	411-00072002	505.62	660.43	827.76	39
6	7.20	1/4 x 10	5	5/8 x 13 1/2	411-00072003	732.84	981.78	1,137.62	47
8	9.05	1/4 x 7	6	5/8 x 10 1/2	411-00090502	547.29	733.09	933.29	49
8	9.05	1/4 x 10	6	5/8 x 13 1/2	411-00090503	836.21	1134.95	1321.53	60
8	9.15	1/4 x 7	6	5/8 x 10 1/2	411-00091502	550.10	735.87	936.11	49
8	9.15	1/4 x 10	6	5/8 x 13 1/2	411-00091503	840.58	1,139.32	1,325.95	60
8	9.42	1/4 x 7	6	5/8 x 10 1/2	411-00094202	560.97	746.77	947.10	51
8	9.42	1/4 x 10	6	5/8 x 13 1/2	411-00094203	846.15	1144.89	1331.58	61
10	11.10	1/4 x 7	7	5/8 x 10 1/2	411-00111002	612.92	829.67	1,062.98	60
10	11.10	1/4 x 10	7	5/8 x 13 1/2	411-00111003	909.86	1,258.38	1,475.42	72
10	11.40	1/4 x 7	7	5/8 x 10 1/2	411-00114002	637.33	853.99	1087.64	62
10	11.40	1/4 x 10	7	5/8 x 13 1/2	411-00114003	930.45	1278.96	1496.22	73
10	11.95	1/4 x 7	8	5/8 x 10 1/2	411-00119502	655.73	903.44	1,169.63	65
10	11.95	1/4 x 10	8	5/8 x 13 1/2	411-00119503	948.24	1,346.56	1,593.71	78
12	13.20	3/8 x 7	8	5/8 x 10 1/2	411-00132007	787.20	1006.15	1302.41	71
12	13.20	3/8 x 10	8	5/8 x 13 1/2	411-00132008	965.28	1363.58	1610.91	86
12	13.50	3/8 x 7	8	5/8 x 10 1/2	411-00135007	793.35	1041.05	1,308.60	73
12	13.50	3/8 x 10	8	5/8 x 13 1/2	411-00135008	975.67	1,373.98	1,621.40	88
12-14	13.92	3/8 x 7	8	5/8 x 10 1/2	411-00139207	820.35	1055.03	1323.68	75
12-14	13.92	3/8 x 10	8	5/8 x 13 1/2	411-00139208	1002.75	1401.06	1648.74	91
14	15.30	3/8 x 7	8	5/8 x 10 1/2	411-00153007	830.27	1,077.99	1,345.90	86
		3/8 x 10	8	5/8 x 13 1/2	411-00153008	1,057.14	1,455.45	1,752.29	107
		3/8 x 16	8	5/8 x 19 1/2	411-00153015	1,657.43	2,243.75	2,821.82	144
		3/8 x 24	8	5/8 x 27 1/2	411-00153016	2,189.37	3,030.53	3,733.30	196
14	15.65	3/8 x 7	8	5/8 x 10 1/2	411-00156507	845.62	1093.33	1345.90	109
		3/8 x 10	8	5/8 x 13 1/2	411-00156508	1105.29	1503.59	1703.67	109
		3/8 x 16	8	5/8 x 19 1/2	411-00156515	1688.17	2274.50	2852.87	146
		3/8 x 24	8	5/8 x 27 1/2	411-00156516	2250.85	3092.04	3795.40	200

Suitable anchorage must be provided when excessive pipe movement could cause the pipe to move out of the coupling.

COUPLINGS



411 STEEL COUPLINGS For Steel Pipe



Nominal Size Inches	O.D. Inches	Sleeve Thickness & Length Inches	Bolts		Catalog Number	ALLOY	304 STAINLESS	316 STAINLESS	Approx Weight Lbs.
			No.	Diameter & Length		Bolts & Nuts -003 List Price	STEEL -031 List Price	STEEL -043 List Price	
16	17.40	3/8 x 7	8	5/8 x 10 1/2	411-00174007	\$919.49	\$1,167.20	\$1,435.99	92
		3/8 x 10	8	5/8 x 13 1/2	411-00174008	1,150.09	1,548.39	1,797.53	119
		3/8 x 16	8	5/8 x 19 1/2	411-00174015	1,838.83	2,425.14	3,005.01	160
		3/8 x 24	8	5/8 x 27 1/2	411-00174016	2,469.20	2,818.50	3,114.27	218
16	17.80	3/8 x 7	8	5/8 x 10 1/2	411-00178007	931.69	1,179.41	1,448.33	92
		3/8 x 10	8	5/8 x 13 1/2	411-00178008	1,162.37	1,560.68	1,809.93	120
		3/8 x 16	8	5/8 x 19 1/2	411-00178015	1,860.39	2,446.72	3,026.79	162
		3/8 x 24	8	5/8 x 27 1/2	411-00178016	2,530.71	3,124.17	4,077.98	221
18	19.50	3/8 x 7	10	5/8 x 10 1/2	411-00195007	1011.68	1,321.33	1,655.97	107
		3/8 x 10	10	5/8 x 13 1/2	411-00195008	1,263.80	1,761.69	2,071.39	133
		3/8 x 16	10	5/8 x 19 1/2	411-00195015	2,035.64	2,768.55	3,490.79	179
		3/8 x 24	10	5/8 x 27 1/2	411-00195016	2,687.54	3,582.18	3,489.97	245
18	19.92	3/8 x 7	10	5/8 x 10 1/2	411-00199207	1027.03	1,336.67	1,671.45	105
		3/8 x 10	10	5/8 x 13 1/2	411-00199208	1,285.36	1,783.25	2,093.16	127
		3/8 x 16	10	5/8 x 19 1/2	411-00199215	2,063.38	2,796.29	3,518.80	182
		3/8 x 24	10	5/8 x 27 1/2	411-00199216	2,782.87	3,834.33	4,713.25	249
20	21.60	3/8 x 7	10	5/8 x 10 1/2	411-00216007	1,362.24	1,671.87	2,009.95	117
		3/8 x 10	10	5/8 x 13 1/2	411-00216008	1,703.50	2,201.39	2,515.40	145
		3/8 x 16	10	5/8 x 19 1/2	411-00216015	2,152.51	2,885.42	3,608.87	195
		3/8 x 24	10	5/8 x 27 1/2	411-00216016	3,422.44	3,859.07	4,232.08	266
20	22.06	3/8 x 7	10	5/8 x 10 1/2	411-00220607	1,383.72	1,693.38	2,031.67	119
		3/8 x 10	10	5/8 x 13 1/2	411-00220608	1,728.12	2,226.01	2,540.28	148
		3/8 x 16	10	5/8 x 19 1/2	411-00220615	2,318.51	3,051.42	3,776.43	200
		3/8 x 24	10	5/8 x 27 1/2	411-00220616	3,480.91	3,917.54	4,291.12	271
24	25.80	3/8 x 7	12	5/8 x 10 1/2	411-00258007	1,577.45	1,949.01	2,354.14	138
		3/8 x 10	12	5/8 x 13 1/2	411-00258008	1,974.47	2,571.92	2,948.07	171
		3/8 x 16	12	5/8 x 19 1/2	411-00258015	2,518.43	3,397.92	4,265.35	231
		3/8 x 24	12	5/8 x 27 1/2	411-00258016	3,671.55	4,195.50	4,638.85	315
24	26.32	3/8 x 7	12	5/8 x 10 1/2	411-00263207	1,635.92	2,007.48	2,413.19	138
		3/8 x 10	12	5/8 x 13 1/2	411-00263208	2,041.77	2,639.22	3,016.02	174
		3/8 x 16	12	5/8 x 19 1/2	411-00263215	2,536.85	3,357.30	4,283.96	235
		3/8 x 24	12	5/8 x 27 1/2	411-00263216	3,788.37	5,050.13	6,109.22	300
30	32.00	3/8 x 7	14	5/8 x 10 1/2	411-00320007	1,837.56	2,401.18	2,743.92	166
		3/8 x 10	14	5/8 x 13 1/2	411-00320008	2,448.94	3,046.41	3,230.38	201
36	38.30	3/8 x 7	16	5/8 x 10 1/2	411-00383007	2,390.40	3,036.06	3,415.23	196
		3/8 x 10	16	5/8 x 13 1/2	411-00383008	2,691.14	3,473.73	3,997.56	237
42	44.50	3/8 x 7	18	5/8 x 10 1/2	411-00445007	2,745.98	3,391.65	3,817.98	228
		3/8 x 10	18	5/8 x 13 1/2	411-00445008	2,988.72	4,127.99	4,724.61	287
48	50.80	3/8 x 10	20	5/8 x 13 1/2	411-00508008	3,534.14	4,522.93	5,333.32	317
		3/8 x 16	20	5/8 x 19 1/2	411-00508015	4,587.81	6,350.58	7,881.14	375

Suitable anchorage must be provided when excessive pipe movement could cause the pipe to move out of the coupling.

COUPLINGS



413 STEEL TRANSITION COUPLINGS Alloy Bolts & Nuts

Nominal Size Inches	O.D. Range of Coupling as Furnished		Catalog Number	List Price	Approx. Weight Lbs.
	Large End	X Small End			
2	1.94-2.06	1.94-2.06	413-02000200-103	\$165.69	8
	2.07-2.19	2.07-2.19	413-02130213-103	165.69	
	2.19-2.31	1.94-2.06	413-02250200-103	165.69	
	2.19-2.31	2.19-2.31	413-02250225-103	165.69	
	2.32-2.44	1.94-2.06	413-02380200-103	165.69	
	2.32-2.44	2.07-2.19	413-02380213-103	165.69	
	2.32-2.44	2.32-2.44	413-02380238-103	165.69	
	2.44-2.56	2.32-2.44	413-02500238-103	165.69	
	2.50-2.65	2.32-2.44	413-02630238-103	165.69	
	2.50-2.65	2.44-2.56	413-02630250-103	165.69	
	2.50-2.65	2.50-2.65	413-02630263-103	165.69	
	2.69-2.81	2.07-2.19	413-02750213-103	165.69	
	2.69-2.81	2.32-2.44	413-02750238-103	165.69	
	2.69-2.81	2.44-2.56	413-02750250-103	165.69	
2.69-2.81	2.69-2.81	413-02750275-103	165.69		
2-3	2.81-2.94	2.32-2.44	413-02880238-103	218.65	10
	2.81-2.94	2.44-2.56	413-02880250-103	218.65	
	2.81-2.94	2.69-2.81	413-02880275-103	218.65	
	2.94-3.06	2.81-2.94	413-03000288-103	218.65	
	2.96-3.15	2.96-3.15	413-03130313-103	218.65	
	3.15-3.28	3.15-3.28	413-03250325-103	218.65	
	3.44-3.56	2.81-2.94	413-03500288-103	218.65	
	3.44-3.56	2.94-3.06	413-03500300-103	218.65	
	3.44-3.56	2.96-3.15	413-03500313-103	218.65	
	3.44-3.56	3.15-3.28	413-03500325-103	218.65	
	3.44-3.56	3.44-3.56	413-03500350-103	218.65	
	3.75-3.88	2.69-2.81	413-03800275-103	218.65	
	3.75-3.88	2.81-2.94	413-03800288-103	218.65	
	3.75-3.88	2.94-3.06	413-03800300-103	218.65	
	3.75-3.88	2.96-3.15	413-03800313-103	218.65	
	3.75-3.88	3.15-3.28	413-03800325-103	218.65	
3.75-3.88	3.44-3.56	413-03800350-103	218.65		

To select the proper coupling, find the OD ranges for the outside diameters of both pieces of pipe. Select the coupling with the large end OD range to fit one pipe and a small end OD to fit the other pipe. Order using the part number for the listed coupling. If the OD range you want is not available, order by stating the transition range for the part number you need.

COUPLINGS



413 STEEL TRANSITION COUPLINGS Alloy Bolts & Nuts



Nominal Size Inches	O.D. Range of Coupling as Furnished			Catalog Number	List Price	Approx. Weight Lbs.
	Large End	X	Small End			
3-4	3.94-4.06		3.44-3.56	413-04000350-103	\$243.66	13
	4.07-4.19		3.44-3.56	413-04130350-103	243.66	
	4.07-4.19		3.75-3.88	413-04130380-103	243.66	
	4.07-4.19		3.94-4.06	413-04130400-103	243.66	
	4.07-4.19		4.07-4.19	413-04130413-103	243.66	
	4.19-4.32		4.19-4.32	413-04250425-103	243.66	
	4.37-4.56		3.44-3.56	413-04500350-103	243.66	
	4.37-4.56		3.94-4.06	413-04500400-103	243.66	
	4.37-4.56		4.07-4.19	413-04500413-103	243.66	
	4.37-4.56		4.19-4.31	413-04500425-103	243.66	
	4.74-4.88		3.44-3.56	413-04800350-103	243.66	
	4.74-4.88		3.94-4.06	413-04800400-103	243.66	
	4.74-4.88		4.07-4.19	413-04800413-103	243.66	
	4.74-4.88		4.19-4.31	413-04800425-103	243.66	
4.74-4.88		4.37-4.56	413-04800450-103	243.66		
4-5	4.94-5.06		4.74-4.90	413-05000480-103	300.20	21
	5.04-5.19		4.74-4.90	413-05100480-103	300.20	
	5.47-5.63		4.74-4.90	413-05560480-103	300.20	
	5.47-5.63		4.94-5.06	413-05560500-103	300.20	
	5.47-5.63		5.04-5.19	413-05560510-103	300.20	
	5.47-5.63		5.19-5.29	413-05560525-103	300.20	
	5.47-5.63		5.47-5.63	413-05560556-103	300.20	
	5.71-5.84		4.75-4.90	413-05780480-103	300.20	
5-6	5.94-6.13		5.47-5.63	413-06000556-103	363.88	24
	6.18-6.38		5.94-6.13	413-06250600-103	363.88	
	6.18-6.38		6.18-6.38	413-06250625-103	363.88	
	6.57-6.75		5.94-6.13	413-06630600-103	343.79	
	6.57-6.75		6.18-6.38	413-06630625-103	343.79	
	6.57-6.75		6.57-6.75	413-06630663-103	343.79	
	6.85-6.96		5.47-5.63	413-06900556-103	343.79	
	6.85-6.96		5.94-6.09	413-06900600-103	343.79	
	6.85-6.96		6.18-6.38	413-06900625-103	343.79	
	6.85-6.96		6.57-6.75	413-06900663-103	343.79	
	6.85-6.96		6.85-6.96	413-06900690-103	343.79	

To select the proper coupling, find the OD ranges for the outside diameters of both pieces of pipe. Select the coupling with the large end OD range to fit one pipe and a small end OD to fit the other pipe. Order using the part number for the listed coupling. If the OD range you want is not available, order by stating the transition range for the part number you need.

COUPLINGS



413 STEEL TRANSITION COUPLINGS Alloy Bolts & Nuts



Nominal Size Inches	O.D. Range of Coupling as Furnished		Catalog Number	List Price	Approx. Weight Lbs.
	Large End	X Small End			
6	6.98-7.16	6.57-6.75	413-07100663-103	\$361.63	28
	7.13-7.26	6.57-6.75	413-07200663-103	361.63	
	7.13-7.26	6.85-6.96	413-07200690-103	361.63	
	7.13-7.26	7.13-7.26	413-07200720-103	361.63	
8	8.16-8.37	8.16-8.37	413-08250825-103	437.87	34
	8.56-8.75	7.94-8.15	413-08630800-103	437.87	
	8.56-8.75	8.16-8.37	413-08630825-103	437.87	
	8.56-8.75	8.56-8.75	413-08630863-103	437.87	
8	8.75-8.94	7.94-8.13	413-08880800-103	459.72	41
	8.75-8.94	8.56-8.75	413-08880863-103	459.72	
	8.96-9.15	7.94-8.13	413-09050800-103	459.72	
	8.96-9.15	8.46-8.70	413-09050863-103	459.72	
	8.96-9.15	8.96-9.15	413-09050905-103	459.72	
	9.09-9.25	8.46-8.70	413-09150863-103	459.72	
8	9.25-9.45	8.53-8.72	413-09420863-103	504.62	41
	9.25-9.45	8.96-9.15	413-09420905-103	504.62	
	9.25-9.45	9.09-9.25	413-09420915-103	504.62	
	9.25-9.45	9.25-9.45	413-09420942-103	504.62	
10	10.63-10.84	9.88-10.13	413-10751000-103	565.75	44
	10.63-10.84	10.13-10.38	413-10751025-103	565.75	
10	11.00-11.25	10.63-10.84	413-11101075-103	611.94	46
	11.00-11.25	11.00-11.25	413-11101110-103	611.94	
	11.13-11.30	10.63-10.84	413-11251075-103	611.94	
	11.30-11.50	10.63-10.84	413-11401075-103	611.94	
	11.30-11.50	11.00-11.25	413-11401110-103	611.94	
10-12	11.55-11.75	11.00-11.25	413-11701110-103	642.65	53
	11.80-12.06	11.00-11.25	413-11951110-103	642.65	
	11.80-12.06	11.55-11.75	413-11951170-103	642.65	
12	12.13-12.38	12.13-12.38	413-12251225-103	704.14	53
	12.63-12.88	11.88-12.06	413-12751200-103	704.14	
	12.63-12.88	12.13-12.38	413-12751225-103	704.14	
	12.63-12.88	12.63-12.88	413-12751275-103	704.14	
12	13.10-13.40	12.63-12.88	413-13201275-103	737.95	57
	13.45-13.70	12.63-12.88	413-13611275-103	737.95	

To select the proper coupling, find the OD ranges for the outside diameters of both pieces of pipe. Select the coupling with the large end OD range to fit one pipe and a small end OD to fit the other pipe. Order using the part number for the listed coupling. If the OD range you want is not available, order by stating the transition range for the part number you need.



413 STEEL TRANSITION COUPLINGS

Alloy Bolts & Nuts



Nominal Size Inches	O.D. Range of Coupling as Furnished			Catalog Number	List Price	Approx. Weight Lbs.
	Large End	X	Small End			
12-14	14.11-14.29		13.90-14.08	413-14211400-103	\$773.14	64
14	15.55-15.73		15.20-15.38	413-15651530-703	910.23	88
16	17.70-17.88		17.30-17.48	413-17801740-703	977.40	98
18	19.82-20.00		19.40-19.58	413-19921950-703	1,309.61	110
20	21.96-22.14		21.50-21.68	413-22062160-703	1,364.45	120
24	26.22-26.40		25.70-25.88	413-26322580-703	1,677.52	142

To select the proper coupling, find the O.D. ranges for the outside diameters of both pieces of pipe. Select the coupling with a large end O.D. range to fit one pipe and a small end O.D. range to fit the other pipe. Order using the catalog number for the listed coupling. If the O.D. range you need is not listed, do NOT order by stating a transition range for the catalog number you need. Instead, consult Smith-Blair's 415 and 441 couplings.



413 STEEL TRANSITION COUPLINGS

Expanded Sleeve With Alloy and 304 Stainless Steel Bolts & Nuts



3/8" x 12" Sleeve

Nominal Size Inches	O.D. Range of Couplings as Furnished			Alloy Catalog Number	List Price	304	List Price	Approx. Weight Lbs.
	Large End	X	Small End			Stainless Steel Catalog Number		
14	15.30		14.00	413-15301400-603	\$1,273.89	413-15301400-631	\$1,469.03	115
16	17.40		16.00	413-17401600-603	1,409.12	413-17401600-631	1,605.06	125
18	19.50		18.00	413-19501800-603	1,589.18	413-19501800-631	1,832.06	145
20	21.60		20.00	413-21602000-603	1,742.51	413-21602000-631	1,985.37	160
24	25.80		24.00	413-25802400-603	2,032.03	413-25802400-631	2,357.60	180
30	32.00		30.00	413-32003000-603	2,456.52	413-32003000-631	2,719.38	215
36	38.30		36.00	413-38303600-603	2,863.26	413-38303600-631	3,511.16	260
42	44.50		42.00	413-44504200-603	3,492.64	413-44504200-631	4,291.61	300
48	50.80		48.00	413-50804800-603	4,018.25	413-50804800-631	4,582.42	350

*Most transitions available up to 10% change in pipe diameter. Longer sleeves available on request. Suitable anchorage must be provided when excessive pipe movement could cause the pipe to move out of the coupling.



415 STEEL REDUCING COUPLINGS With Alloy Bolts & Nuts



REDUCING COUPLING PRICE CALCULATOR

How To Price Example: A Smith-Blair Customer wants to know how much a reducing coupling is going to cost for a job. It's for 20 inch A.C. 23.54 inch, Steel 20.00 O.D. transition. The calculator helps the customer identify the correct O.D. ranges and related costs for the large and small end, thereby giving an overall cost for the overall reducing coupling.

The customer goes to the chart below and finds these sizes and costs:

Large End of Coupling Size: 24 O.D. inches: 23.00-24.99 Approx. Weight: 142 lbs. Cost: \$1,664.76

Small End of Coupling Size: 20 O.D. inches: 19.00-20.99 Approx. Weight: 68 lbs. Cost \$1,516.04

Example part number would be 415-23542000-003 | Total weight would be 210lbs | Total list price would be \$3,180.80

Large End				Small End			
Nominal Size Inches	*O.D. Inches	Price Each	Approx. Weight lbs.	Nominal Size Inches	*O.D. Inches	Price Each	Approx. Weight lbs.
6	5.00-7.49	\$506.92	32	4	3.50-4.49	\$316.84	13
8	7.50-8.49	703.79	35	5	4.50-5.49	428.37	16
8	8.50-9.49	792.46	38	6	5.50-6.49	522.15	20
10	9.50-10.49	885.98	44	6	6.50-7.49	636.21	20
10	10.50-11.49	947.43	47	8	7.50-8.49	724.97	21
12	11.50-12.49	1048.52	56	8	8.50-9.49	816.22	23
12	12.50-13.49	1,100.04	60	10	9.50-10.49	912.49	24
14	13.50-14.49	1,168.97	71	10	10.50-11.49	975.88	30
14	14.50-15.49	1,301.86	79	12	11.50-12.49	1,069.67	31
16	15.50-16.49	1,328.91	85	12	12.50-13.49	1,165.31	34
16	16.50-17.49	1,368.26	91	14	13.50-14.99	1,204.01	40
18	17.50-18.49	1,441.71	97	16	15.00-16.99	1,340.91	45
18	18.50-19.49	1,501.16	105	18	17.00-18.99	1,477.77	54
20	19.50-20.99	1,545.46	114	20	19.00-20.99	1,591.84	68
20	21.00-22.99	1,673.44	129	20	21.00-22.99	1,723.63	70
24	23.00-24.99	1,748.00	142	24	23.00-24.99	1,797.13	81
24	25.00-26.99	1,899.88	156	24	25.00-26.99	1,950.54	98
28	27.00-28.99	1,957.88	175	28	27.00-28.99	2,045.57	101
30	29.00-30.99	1,995.87	189	30	29.00-30.99	2,106.42	103
32	31.00-32.99	2,214.87	207	32	31.00-32.99	2,281.28	105
34	33.00-34.99	2,259.15	225	34	33.00-34.99	2,326.95	116
36	35.00-36.99	2,431.41	258	36	35.00-36.99	2,504.37	118
38	37.00-38.99	2,456.01	279	38	37.00-38.99	2,529.65	124
40	39.00-40.99	2,504.86	298	40	39.00-40.99	2,580.39	130
42	41.00-42.99	2,660.27	336	42	41.00-42.99	2,740.11	138
44	43.00-44.99	2,704.58	359	44	43.00-44.99	2,785.71	150
46	45.00-46.99	2,869.48	384	46	45.00-46.99	2,955.57	156
48	47.00-48.99	2,921.16	407	-	-	-	-

*The sizes shown are not coupling ranges. These diameters are guides to be utilized for pricing. Please see examples above. Reductions of more than 3 nominal pipe sizes require special pricing.

Suitable anchorage must be provided when excessive pipe movement could cause pipe to move.



416 STEEL INSULATING COUPLINGS

Single Boot, Steel Pipe Sizes with Alloy Bolts & Nuts

Nominal Size Inches	O.D. Inches	Catalog Number	List Price	Approx. Weight lbs.
2 1/2	2.82-2.94	416-00288011-003	\$238.32	10
3	3.44-3.56	416-00350011-003	313.64	11
4	3.94-4.06	416-00400011-003	348.00	15
4	4.44-4.56	416-00450011-003	365.97	16
5	5.44-5.62	416-00556011-003	427.46	19
6	5.94-6.06	416-00600011-003	485.89	24
6	6.57-6.69	416-00663011-003	522.75	26
8	7.94-8.06	416-00800011-003	614.99	32
8	8.57-8.75	416-00863021-003	688.80	39
10	10.69-10.85	416-01075071-003	977.89	41
12	12.69-12.88	416-01275071-003	1082.42	43
14	13.94-14.13	416-01400071-003	1451.39	74
16	15.94-16.13	416-01600071-003	1472.89	86
18	17.94-18.13	416-01800071-003	1691.22	94
20	19.88-20.09	416-02000071-003	2275.43	105
22	21.88-22.09	416-02200071-003	2496.90	112
24	23.88-24.09	416-02400071-003	2841.29	121

Larger Sizes, and sizes not listed, are available upon request (price on application).

Suitable anchorage must be provided when excessive movement could cause pipe pull-out.



418 TEE COUPLING

For Smaller Diameter Pipe with Alloy Bolts & Nuts

Nominal Size Inches	O.D. Inches	Tap Size I.P. Thread Inches	Sleeve Length Inches	Catalog Number	List Price	Approx. Weight lbs.
3/4	1.02-1.08	3/4	5	418-00010506-003	\$143.84	4
1	1.26-1.38	1	5	418-00013208-003	150.06	5
1 1/4	1.60-1.72	1 1/4	5	418-00016610-003	154.95	7
1 1/2	1.84-1.96	1 1/2	6	418-00019012-003	182.64	7
2	2.32-2.44	2	6	418-00023814-003	228.66	10
2	2.44-2.56	2	6	418-00025014-003	242.77	10

COUPLINGS



421 TOP BOLT COUPLINGS

With patented removable/replacable gaskets; OS sizes available in 10", 12", 16", and 24



Nominal Size (in.)	Catalog Number	Overall Range (in.)	Lower Range (in.)	Upper Range (in.)	Width (in.)	Height (in.)	Sleeve Length (in.)	Laying Length (in.)	Max Gap (in.)	Approx. Weight lbs.	List Price
2	421-02130295-031	2.13-2.95	2.13-2.60	2.50-2.95	5.38	7.25	4	7.50	1	9	\$196.22
3	421-03100420-031	3.10-4.20	3.10-3.56	3.70-4.20	6.88	8.38	6	9.50	2	12	258.86
4	421-04460560-031	4.46-5.60	4.46-5.05	5.00-5.60	8.75	10.00	6	9.75	2	19	324.83
6	421-06560760-031	6.56-7.60	6.56-7.05	7.00-7.60	10.88	12.13	8	11.75	4	27	428.88
8	421-08540985-031	8.54-9.85	8.54-9.15	9.15-9.85	13.13	14.38	8	11.75	4	34	485.70
10	421-10641183-031	10.64-11.83	10.64-11.18	11.13-11.83	15.50	16.50	8	11.75	4	40	618.01
10 OS*	421-10641220-031	10.64-12.20	10 Side: 10.64-11.18	10" Side: 11.13-11.83	16.13	17.25	8	11.75	4	42	672.53
			10 OS Side: 11.05-11.56	10 OS Side: 11.56-12.20							
12	421-12621367-031	12.62-13.67	12.62-13.06	13.10-13.67	17.63	18.75	8	11.75	4	47	755.16
12 OS*	421-12621440-031	12.62-14.40	12 Side: 12.62-13.06	12" Side: 13.10-13.67	18.50	19.38	8	11.75	4	49	898.76
			12 OS Side: 13.14-13.78	12 OS Side: 13.73-14.40							
16	421-16001785-031	16.00-17.85	16.00-16.50	17.35-17.85	22.00	24.00	9	12.63	4	80	1,916.25
16 OS*	421-16001920-031	16.00-19.20	16" Side: 16.00-16.50	16" Side: 17.35-17.85	23.50	25.50	9	12.63	4	88	2,514.75
			16" OS Side: 17.15-17.95	16" OS Side: 18.45-19.20							
24	421-24002632-031	24.00-26.32	24.00-24.80	25.25-26.32	30.31	33.00	9	12.63	4	120	2,649.99
24 OS*	421-24002732-031	24.00-27.32	24" Side: 24.00-24.80	24" Side: 25.25-26.32	31.31	34.00	9	12.63	4	126	3,375.75
			24" OS Side: 25.00-25.80	24" OS Side: 26.25-27.32							

*OS sizes show two different lower and upper ranges: the range on top shows the range of the standard coupling end and the range on bottom shows the range of the oversized end.

COUPLINGS



422 TOP BOLT LONG SLEEVE COUPLINGS With patented removable/replaceable gaskets



Nominal Size (in.)	Catalog Number	Overall Range (in.)	Lower Range (in.)	Upper Range (in.)	Width (in.)	Height (in.)	Sleeve	Laying Length (in.)	Maximum Gap (in.)	Approx. Weight lbs.	List Price
2	422-02130295-031	2.13-2.95	2.13-2.60	2.50-2.95	5.38	7.25	8	12.00	4	11	\$261.29
3	422-03100420-031	3.10-4.20	3.10-3.56	3.70-4.20	6.88	8.38	12	16.00	8	16	369.34
4	422-04460560-031	4.46-5.60	4.46-5.05	5.00-5.60	8.75	10.00	12	16.00	8	26	535.82
6	422-06560760-031	6.56-7.60	6.56-7.05	7.00-7.60	10.88	12.13	16	21.00	12	39	713.32
8	422-08540985-031	8.54-9.85	8.54-9.15	9.15-9.85	13.13	14.38	16	21.00	12	49	796.56
10	422-10641183-031	10.64-11.83	10.64-11.18	11.13-11.83	15.50	16.50	16	21.00	12	58	968.00
10 OS*	422-10641220-031	10.64-12.20	10" Side: 10.64-11.18	10" Side: 11.13-11.83	16.13	17.25	16	21.00	12	59	1,275.75
			10" OS Side: 11.05-11.56	10" OS Side: 11.56-12.20							
12	422-12621367-031	12.62-13.67	12.62-13.06	13.10-13.67	17.63	18.75	16	21.00	12	67	1,130.06
12 OS*	422-12621440-031	12.62-14.40	12" Side: 12.62-13.06	12" Side: 13.10-13.67	18.50	19.38	16	21.00	12	68	1,417.50
			12" OS Side: 13.14-13.78	12" OS Side: 13.73-14.40							
16	422-16001785-031	16.00-17.85	16.00-16.50	17.35-17.85	22.00	24.00	19	23.00	13	110	4,247.78
16 OS*	422-16001920-031	16.00-19.20	16" Side: 16.00-16.50	16" Side: 17.35-17.85	23.50	25.50	19	23.00	13	110	4,247.78
			16" OS Side: 17.15-17.95	16" OS Side: 18.45-19.20							
24	422-24002632-031	24.00-26.32	24.00-24.80	25.25-26.32	30.31	33.00	19	23.00	13	121	5,386.50
24 OS*	422-24002732-031	24.00-27.32	24" Side: 24.00-24.80	24" Side: 25.25-26.32	31.31	34.00	19	23.00	13	174	5,386.50
			24" OS Side: 25.00-25.80	24" OS Side: 26.25-27.32							

COUPLINGS



441 OMNI CAST COUPLING Straight and Transition



Nom. Size Inches	O.D. Range Inches		Alloy Bolts & Nuts		304 Stainless Steel Bolts & Nuts		316 Stainless Steel Bolts & Nuts		Approx. Weight lbs.
	End 1	End 2	Catalog Number - 900	List Price	Catalog Number - 931	List Price	Catalog Number - 943	List Price	
2	2.34-2.63	2.34-2.63	441-00000263-900	\$78.89	441-00000263-931	\$117.98	441-00000263-943	\$154.49	9
2 1/2	2.65-2.88	2.65-2.88	441-00000288-900	102.00	441-00000288-931	144.45	441-00000288-943	177.60	9
3	2.85-3.13	2.85-3.13	441-00000313-900	129.59	441-00000313-931	219.54	441-00000313-943	280.78	14
	3.44-3.62	3.44-3.62	441-00000350-900	129.59	441-00000350-931	219.54	441-00000350-943	280.78	14
	3.80-3.96	3.80-3.96	441-00000396-900	129.59	441-00000396-931	219.54	441-00000396-943	280.78	14
	3.97-4.14	3.97-4.14	441-00000414-900	129.59	441-00000414-931	219.54	441-00000414-943	280.78	14
	3.44-3.62	2.85-3.13	441-03500313-900	129.59	441-03500313-931	219.54	441-03500313-943	280.78	14
	3.80-3.96	2.85-3.13	441-03960313-900	129.59	441-03960313-931	219.54	441-03960313-943	280.78	14
	3.80-3.96	3.44-3.62	441-03960350-900	129.59	441-03960350-931	219.54	441-03960350-943	280.78	14
	3.97-4.14	2.85-3.13	441-04140313-900	129.59	441-04140313-931	219.54	441-04140313-943	280.78	14
	3.97-4.14	3.44-3.62	441-04140350-900	129.59	441-04140350-931	219.54	441-04140350-943	280.78	14
	3.97-4.14	3.80-3.96	441-04140396-900	129.59	441-04140396-931	219.54	441-04140396-943	280.78	14
4	4.00-4.15	4.00-4.15	441-00000415-900	162.00	441-00000415-931	242.47	441-00000415-943	313.20	19
	4.22-4.50	4.22-4.50	441-00000450-900	162.00	441-00000450-931	242.47	441-00000450-943	313.20	19
	4.46-4.86	4.46-4.86	441-00000486-900	162.00	441-00000486-931	242.47	441-00000486-943	313.20	19
	4.80-5.10	4.80-5.10	441-00000510-900	162.00	441-00000510-931	242.47	441-00000510-943	313.20	19
	5.11-5.45	5.11-5.45	441-00000545-900	162.00	441-00000545-931	242.47	441-00000545-943	313.20	19
	4.22-4.50	4.00-4.15	441-04500415-900	162.00	441-04500415-931	242.47	441-04500415-943	313.20	19
	4.46-4.86	4.00-4.15	441-04860415-900	162.00	441-04860415-931	242.47	441-04860415-943	313.20	19
	4.46-4.86	4.22-4.50	441-04860450-900	162.00	441-04860450-931	242.47	441-04860450-943	313.20	19
	4.80-5.10	4.00-4.15	441-05100415-900	162.00	441-05100415-931	242.47	441-05100415-943	313.20	19
	4.80-5.10	4.22-4.50	441-05100450-900	162.00	441-05100450-931	242.47	441-05100450-943	313.20	19
	4.80-5.10	4.46-4.86	441-05100486-900	162.00	441-05100486-931	242.47	441-05100486-943	313.20	19
	5.11-5.45	4.00-4.15	441-05450415-900	162.00	441-05450415-931	242.47	441-05450415-943	313.20	19
	5.11-5.45	4.22-4.50	441-05450450-900	162.00	441-05450450-931	242.47	441-05450450-943	313.20	19
	5.11-5.45	4.46-4.86	441-05450486-900	162.00	441-05450486-931	242.47	441-05450486-943	313.20	19
	5.11-5.45	4.80-5.10	441-05450510-900	162.00	441-05450510-931	242.47	441-05450510-943	313.20	19
	6	6.00-6.15	6.00-6.15	441-00000615-900	207.76	441-00000615-931	288.46	441-00000615-943	358.96
6.28-6.63		6.28-6.63	441-00000663-900	207.76	441-00000663-931	288.46	441-00000663-943	358.96	25
6.56-6.96		6.56-6.96	441-00000696-900	207.76	441-00000696-931	288.46	441-00000696-943	358.96	25
6.90-7.22		6.90-7.22	441-00000722-900	207.76	441-00000722-931	288.46	441-00000722-943	358.96	25
7.25-7.65		7.25-7.65	441-00000765-900	207.76	441-00000765-931	288.46	441-00000765-943	358.96	25
6.28-6.63		6.00-6.15	441-06630615-900	207.76	441-06630615-931	288.46	441-06630615-943	358.96	25
6.56-6.96		6.00-6.15	441-06960615-900	207.76	441-06960615-931	288.46	441-06960615-943	358.96	25
6.56-6.96		6.28-6.63	441-06960663-900	207.76	441-06960663-931	288.46	441-06960663-943	358.96	25
6.90-7.22		6.00-6.15	441-07220615-900	207.76	441-07220615-931	288.46	441-07220615-943	358.96	25
6.90-7.22		6.28-6.63	441-07220663-900	207.76	441-07220663-931	288.46	441-07220663-943	358.96	25
6.90-7.22		6.56-6.96	441-07220696-900	207.76	441-07220696-931	288.46	441-07220696-943	358.96	25
7.25-7.65		6.00-6.15	441-07650615-900	207.76	441-07650615-931	288.46	441-07650615-943	358.96	25
7.25-7.65		6.28-6.63	441-07650663-900	207.76	441-07650663-931	288.46	441-07650663-943	358.96	25
7.25-7.65		6.56-6.96	441-07650696-900	207.76	441-07650696-931	288.46	441-07650696-943	358.96	25
7.25-7.65		6.90-7.22	441-07650722-900	207.76	441-07650722-931	288.46	441-07650722-943	358.96	25

COUPLINGS



441 OMNI CAST COUPLING Straight and Transition



Nom. Size Inches	O.D. Range Inches		Alloy Bolts & Nuts		304 Stainless Steel Bolts & Nuts		316 Stainless Steel Bolts & Nuts		Approx. Weight lbs.
	End 1	End 2	Catalog Number - 900	List Price	Catalog Number - 931	List Price	Catalog Number - 943	List Price	
8	8.00-8.16	8.00-8.16	441-00000800-900	\$262.65	441-00000800-931	\$361.84	441-00000800-943	\$516.54	31
	8.40-8.63	8.40-8.63	441-00000863-900	262.65	441-00000863-931	361.84	441-00000863-943	516.54	31
	8.54-9.11	8.54-9.11	441-00000911-900	262.65	441-00000911-931	361.84	441-00000911-943	516.54	31
	9.05-9.30	9.05-9.30	441-00000930-900	262.65	441-00000930-931	361.84	441-00000930-943	516.54	31
	9.05-9.45	9.05-9.45	441-00000945-900	262.65	441-00000945-931	361.84	441-00000945-943	516.54	31
	9.46-9.85	9.46-9.85	441-00000985-900	262.65	441-00000985-931	361.84	441-00000985-943	516.54	31
	8.40-8.63	8.00-8.16	441-08630800-900	262.65	441-08630800-931	361.84	441-08630800-943	516.54	31
	8.54-9.11	8.00-8.16	441-09110800-900	262.65	441-09110800-931	361.84	441-09110800-943	516.54	31
	8.54-9.11	8.40-8.63	441-09110863-900	262.65	441-09110863-931	361.84	441-09110863-943	516.54	31
	9.05-9.45	8.00-8.16	441-09450800-900	262.65	441-09450800-931	361.84	441-09450800-943	516.54	31
	9.05-9.45	8.40-8.63	441-09450863-900	262.65	441-09450863-931	361.84	441-09450863-943	516.54	31
	9.05-9.45	8.54-9.11	441-09450911-900	262.65	441-09450911-931	361.84	441-09450911-943	516.54	31
	9.46-9.85	8.00-8.16	441-09850800-900	262.65	441-09850800-931	361.84	441-09850800-943	516.54	31
	9.46-9.85	8.40-8.63	441-09850863-900	262.65	441-09850863-931	361.84	441-09850863-943	516.54	31
	9.46-9.85	8.54-9.11	441-09850911-900	262.65	441-09850911-931	361.84	441-09850911-943	516.54	31
	9.46-9.85	9.05-9.45	441-09850945-900	262.65	441-09850945-931	361.84	441-09850945-943	516.54	31
10	10.00	10.00	441-00001000-900	364.65	441-00001000-931	475.47	441-00001000-943	618.53	48
	10.50-10.75	10.50-10.75	441-00001075-900	364.65	441-00001075-931	475.47	441-00001075-943	618.53	48
	11.10-11.60	11.10-11.60	441-00001160-900	364.65	441-00001160-931	475.47	441-00001160-943	618.53	48
	11.65-11.88	11.65-11.88	441-00001188-900	364.65	441-00001188-931	475.47	441-00001188-943	618.53	48
	11.90-12.20	11.90-12.20	441-00001220-900	364.65	441-00001220-931	475.47	441-00001220-943	618.53	48
	10.50-10.75	10.00	441-10751000-900	364.65	441-10751000-931	475.47	441-10751000-943	618.53	48
	11.10-11.60	10.00	441-11601000-900	364.65	441-11601000-931	475.47	441-11601000-943	618.53	48
	11.10-11.60	10.50-10.75	441-11601075-900	364.65	441-11601075-931	475.47	441-11601075-943	618.53	48
	11.65-11.88	10.00	441-11881000-900	364.65	441-11881000-931	475.47	441-11881000-943	618.53	48
	11.65-11.88	10.50-10.75	441-11881075-900	364.65	441-11881075-931	475.47	441-11881075-934	618.53	48
	11.65-11.88	11.10-11.60	441-11881160-900	364.65	441-11881160-931	475.47	441-11881160-943	618.53	48
	11.90-12.20	10.00	441-12201000-900	364.65	441-12201000-931	475.47	441-12201000-943	618.53	48
	11.90-12.20	10.50-10.75	441-12201075-900	364.65	441-12201075-931	475.47	441-12201075-943	618.53	48
	11.90-12.20	11.10-11.60	441-12201160-900	364.65	441-12201160-931	475.47	441-12201160-943	618.53	48
11.90-12.20	11.65-11.88	441-12201188-900	364.65	441-12201188-931	475.47	441-12201188-943	618.53	48	
12	12.00	12.00	441-00001200-900	439.08	441-00001200-931	578.00	441-00001200-943	777.60	52
	12.50-12.75	12.50-12.75	441-00001275-900	439.08	441-00001275-931	578.00	441-00001275-943	777.60	52
	13.20-13.50	13.20-13.50	441-00001350-900	439.08	441-00001350-931	578.00	441-00001350-943	777.60	52
	13.51-13.75	13.51-13.75	441-00001375-900	439.08	441-00001375-931	578.00	441-00001375-943	777.60	52
	13.90-14.20	13.90-14.20	441-00001420-900	439.08	441-00001420-931	578.00	441-00001420-943	777.60	52
	14.21-14.40	14.21-14.40	441-00001440-900	439.08	441-00001440-931	578.00	441-00001440-943	777.60	52
	12.50-12.75	12.00	441-12751200-900	439.08	441-12751200-931	578.00	441-12751200-943	777.60	52
	13.20-13.50	12.00	441-13501200-900	439.08	441-13501200-931	578.00	441-13501200-943	777.60	52
	13.20-13.50	12.50-12.75	441-13501275-900	439.08	441-13501275-931	578.00	441-13501275-943	777.60	52
	13.51-13.75	12.00	441-13751200-900	439.08	441-13751200-931	578.00	441-13751200-943	777.60	52
	13.51-13.75	12.50-12.75	441-13751275-900	439.08	441-13751275-931	578.00	441-13751275-943	777.60	52
	13.51-13.75	13.20-13.50	441-13751350-900	439.08	441-13751350-931	578.00	441-13751350-943	777.60	52
	13.90-14.20	12.00	441-14201200-900	439.08	441-14201200-931	578.00	441-14201200-943	777.60	52
	13.90-14.20	12.50-12.75	441-14201275-900	439.08	441-14201275-931	578.00	441-14201275-943	777.60	52
	13.90-14.20	13.20-13.50	441-14201350-900	439.08	441-14201350-931	578.00	441-14201350-943	777.60	52
	13.90-14.20	13.51-13.75	441-14201375-900	439.08	441-14201375-931	578.00	441-14201375-943	777.60	52
	14.21-14.40	12.00	441-14401200-900	439.08	441-14401200-931	578.00	441-14401200-943	777.60	52
	14.21-14.40	12.50-12.75	441-14401275-900	439.08	441-14401275-931	578.00	441-14401275-943	777.60	52
	14.21-14.40	13.20-13.50	441-14401350-900	439.08	441-14401350-931	578.00	441-14401350-943	777.60	52
	14.21-14.40	13.51-13.75	441-14401375-900	439.08	441-14401375-931	578.00	441-14401375-943	777.60	52
14.21-14.40	13.90-14.20	441-14401420-900	439.08	441-14401420-931	578.00	441-14401420-943	777.60	52	

COUPLINGS



441 OMNI CAST COUPLING Straight and Transition



Nom. Size Inches	O.D. Range Inches		Alloy Bolts & Nuts		304 Stainless Steel Bolts & Nuts		316 Stainless Steel Bolts & Nuts		Approx. Weight lbs.
	End 1	End 2	Catalog Number - 900	List Price	Catalog Number - 931	List Price	Catalog Number - 943	List Price	
14	15.30-15.50	15.30-15.50	441-00001550-900	\$738.73	441-00001550-931	\$947.58	441-00001550-943	\$1,077.24	58
	15.55-15.80	15.55-15.80	441-00001580-900	738.73	441-00001580-931	947.58	441-00001580-943	1,077.24	58
	16.10-16.35	16.10-16.35	441-00001622-900	738.73	441-00001622-931	947.58	441-00001622-943	1,077.24	58
	16.41-16.55	16.41-16.55	441-00001655-900	738.73	441-00001655-931	947.58	441-00001655-943	1,077.24	58
	16.73-16.90	16.73-16.90	441-00001690-900	738.73	441-00001690-931	947.58	441-00001690-943	1,077.24	58
	15.55-15.80	15.30-15.50	441-15801550-900	738.73	441-15801550-931	947.58	441-15801550-943	1,077.24	58
	16.10-16.35	15.30-15.50	441-16221550-900	738.73	441-16221550-931	947.58	441-16221550-943	1,077.24	58
	16.10-16.35	15.55-15.80	441-16221580-900	738.73	441-16221580-931	947.58	441-16221580-943	1,077.24	58
	16.41-16.55	15.30-15.50	441-16551550-900	738.73	441-16551550-931	947.58	441-16551550-943	1,077.24	58
	16.41-16.55	15.55-15.80	441-16551580-900	738.73	441-16551580-931	947.58	441-16551580-943	1,077.24	58
	16.41-16.55	16-10-16.35	441-16551622-900	738.73	441-16551622-931	947.58	441-16551622-943	1,077.24	58
	16.73-16.90	15.30-15.50	441-16901550-900	738.73	441-16901550-931	947.58	441-16901550-943	1,077.24	58
	16.73-16.90	15.55-15.80	441-16901580-900	738.73	441-16901580-931	947.58	441-16901580-943	1,077.24	58
	16.73-16.90	16.10-16.35	441-16901622-900	738.73	441-16901622-931	947.58	441-16901622-943	1,077.24	58
	16.73-16.90	16.41-16.55	441-16901655-900	738.73	441-16901655-931	947.58	441-16901655-943	1,077.24	58
	16	17.40-17.80	17.40-17.80	441-00001780-900	982.33	441-00001780-931	1,259.98	441-00001780-943	1,405.46
18.46-18.90		18.46-18.90	441-00001890-900	982.33	441-00001890-931	1,259.98	441-00001890-943	1,405.46	81
18.90-19.20		18.90-19.20	441-00001920-900	982.33	441-00001920-931	1,259.98	441-00001920-943	1,405.46	81
18.46-18.90		17.40-17.80	441-18901780-900	982.33	441-18901780-931	1,259.98	441-18901780-943	1,405.46	81
18.90-19.20		17.40-17.80	441-19201780-900	982.33	441-19201780-931	1,259.98	441-19201780-943	1,405.46	81
18.90-19.20		18.46-18.90	441-19201890-900	982.33	441-19201890-931	1,259.98	441-19201890-943	1,405.46	81

Suitable anchorage must be provided when excessive pipe movement could cause the pipe to move out of the coupling.

COUPLINGS



441 OMNI CAST COUPLING

Reducing

Nominal Size Inches		O.D. Range Inches		Catalog Number	List Price	Approx. Weight lbs.
Large End	Small End	End 1	End 2			
2 1/2	2	2.65-2.88	2.34-2.63	441-02880263-900	\$180.43	20
6	4	6.28-6.63	4.00-4.15	441-06630415-900	334.53	25
		6.28-6.63	4.22-4.50	441-06630450-900	334.53	25
		6.28-6.63	4.46-4.86	441-06630486-900	334.53	25
		6.28-6.63	4.80-5.10	441-06630510-900	334.53	25
		6.28-6.63	5.11-5.45	441-06630545-900	334.53	25
6	4	6.56-6.96	4.00-4.15	441-06960415-900	\$334.53	25
		6.56-6.96	4.22-4.50	441-06960450-900	\$334.53	25
		6.56-6.96	4.46-4.86	441-06960486-900	\$334.53	25
		6.56-6.96	4.80-5.10	441-06960510-900	\$334.53	25
		6.56-6.96	5.11-5.45	441-06960545-900	\$334.53	25
6	4	6.90-7.22	4.00-4.15	441-07220415-900	334.53	25
		6.90-7.22	4.22-4.50	441-07220450-900	334.53	25
		6.90-7.22	4.46-4.86	441-07220486-900	334.53	25
		6.90-7.22	4.80-5.10	441-07220510-900	334.53	25
		6.90-7.22	5.11-5.45	441-07220545-900	334.53	25
6	4	7.25-7.65	4.00-4.15	441-07650415-900	\$334.53	25
		7.25-7.65	4.22-4.50	441-07650450-900	\$334.53	25
		7.25-7.65	4.46-4.86	441-07650486-900	\$334.53	25
		7.25-7.65	4.80-5.10	441-07650510-900	\$334.53	25
		7.25-7.65	5.11-5.45	441-07650545-900	\$334.53	25
8	6	8.40-8.63	6.00-6.15	441-08630615-900	425.69	35
		8.40-8.63	6.28-6.63	441-08630663-900	425.69	35
		8.40-8.63	6.56-6.96	441-08630696-900	425.69	35
		8.40-8.63	6.90-7.22	441-08630722-900	425.69	35
		8.40-8.63	7.25-7.65	441-08630765-900	425.69	35
8	6	8.54-9.11	6.00-6.15	441-09110615-900	\$425.69	35
		8.54-9.11	6.28-6.63	441-09110663-900	\$425.69	35
		8.54-9.11	6.56-6.96	441-09110696-900	\$425.69	35
		8.54-9.11	6.90-7.22	441-09110722-900	\$425.69	35
		8.54-9.11	7.25-7.65	441-09110765-900	\$425.69	35
8	6	9.05-9.45	6.00-6.15	441-09450615-900	425.69	35
		9.05-9.45	6.28-6.63	441-09450663-900	425.69	35
		9.05-9.45	6.56-6.96	441-09450696-900	425.69	35
		9.05-9.45	6.90-7.22	441-09450722-900	425.69	35
		9.05-9.45	7.25-7.65	441-09450765-900	425.69	35
8	6	9.46-9.85	6.00-6.15	441-09850615-900	\$425.69	35
		9.46-9.85	6.28-6.63	441-09850663-900	\$425.69	35
		9.46-9.85	6.56-6.96	441-09850696-900	\$425.69	35
		9.46-9.85	6.90-7.22	441-09850722-900	\$425.69	35
		9.46-9.85	7.25-7.65	441-09850765-900	\$425.69	35

Suitable anchorage must be provided when excessive pipe movement could cause the pipe to move out of the coupling.

441 OMNI COMPONENT SELECTION CHART

Nominal Size Inches	O.D. Range Inches	Gasket	List Price	Flexi-Coat Epoxy Follower Flange	List Price	Flexi-Coat Epoxy Sleeve	List Price	441 Alloy Bolts & Nuts**
		Two (2) Required		Two (2) Required		Sleeve		(# Required) Bolt/Nut-005
2	2.34-2.63	33827-069	\$7.51	20975-045	\$14.41	55139-045	\$22.41	(2) 90281 / (2) 100025 5/8 x 8
2-2 1/2	Reducing Coupling	*		*		55142-045	110.66	(2) 90281 / (2) 100025 5/8 x 8
2 1/2	2.65-2.88	33828-069	15.14	21366-045	15.08	55141-045	28.91	(2) 90281 / (2) 100025 5/8 x 8
3	2.85-3.13	34610-069	16.71	21368-045	18.65	55144-045	32.26	(4) 90281 / (4) 100025 5/8 x 8
	3.44-3.62	33829-069	16.71	21368-045	18.65	55144-045	32.26	(4) 90281 / (4) 100025 5/8 x 8
	3.80-3.96	33830-069	16.71	21369-045	18.65	55144-045	32.26	(4) 90281 / (4) 100025 5/8 x 8
	3.97-4.14	33831-069	16.71	21369-045	18.65	55144-045	32.26	(4) 90281 / (4) 100025 5/8 x 8
4	4.00-4.15	33809-069	24.09	22392-045	21.47	55131-045	44.11	(4) 90281 / (4) 100025 5/8 x 8
	4.22-4.50	33810-069	24.09	22392-045	21.47	55131-045	44.11	(4) 90281 / (4) 100025 5/8 x 8
	4.46-4.86	34578-069	24.09	22392-045	21.47	55131-045	44.11	(4) 90281 / (4) 100025 5/8 x 8
	4.80-5.10	33811-069	24.09	21353-045	21.47	55131-045	44.11	(4) 90281 / (4) 100025 5/8 x 8
	5.11-5.45	33812-069	24.09	21353-045	21.47	55131-045	44.11	(4) 90281 / (4) 100025 5/8 x 8
4-6	Reducing Coupling	*		*		55133-045	178.07	(8) 90257 / (8) 100025 5/8 x 4 1/2
6	6.00-6.15	33801-069	31.48	22393-045	30.91	55126-045	57.72	(4) 90281 / (4) 100025 5/8 x 8
	6.28-6.63	33802-069	31.48	22393-045	30.91	55126-045	57.72	(4) 90281 / (4) 100025 5/8 x 8
	6.56-6.96	34579-069	31.48	22393-045	30.91	55126-045	57.72	(4) 90281 / (4) 100025 5/8 x 8
	6.90-7.22	33803-069	31.48	21348-045	30.91	55126-045	57.72	(4) 90281 / (4) 100025 5/8 x 8
	7.25-7.65	33804-069	31.48	21349-045	30.91	55126-045	57.72	(4) 90281 / (4) 100025 5/8 x 8
6-8	Reducing Coupling	*		*		55127-045	224.53	(10)90257 / (10)100025 5/8 x 4 1/2

COUPLINGS



441 OMNI COMPONENT SELECTION CHART

Nominal Size Inches	O.D. Range Inches	Gasket	List	Flexi-Coat Epoxy	List	Flexi-Coat Epoxy	List	441 Alloy Bolts & Nuts** (# Required) Bolt/Nut-005
		Two (2) Required	Price	Two (2) Required	Price	Sleeve	Price	
8	8.00-8.16	33805-069	\$33.69	22394-045	\$40.17	55073-045	\$74.54	(6)90281 / (6)100025 5/8 x 8
	8.17-8.40	33806-069	33.69	22394-045	40.17	55073-045	74.54	(6)90297 / (6)100025 (6)90281 / (6)100025 5/8 x 8
	8.10-8.63	33806-069	33.69	22394-045	40.17	55073-045	74.54	(6)90297 / (6)100025 (6)90281 / (6)100025 5/8 x 8
	8.54-9.11	34580-069	33.69	22394-045	40.17	55073-045	74.54	(6)90297 / (6)100025 (6)90281 / (6)100025 5/8 x 8
	9.05-9.45	33846-069	33.69	21350-045	40.17	55073-045	74.54	(6)90297 / (6)100025 (6)90281 / (6)100025 5/8 x 8
	9.05-9.30	33807-069	33.69	21350-045	40.17	55073-045	74.54	(6)90297 / (6)100025 (6)90281 / (6)100025 5/8 x 8
	9.46-9.85	33808-069	33.69	21351-045	40.17	55073-045	74.54	(6)90297 / (6)100025 (6)90281 / (6)100025 5/8 x 8
10	10	33860-069	46.17	21355-045	48.12	55134-045	132.71	(6)90297 / (6)100025 5/8 x 9
	10.50-10.75	33813-069	46.17	21355-045	48.12	55134-045	132.71	(6)90275 / (6)100025 (6)90297 / (6)100025 5/8 x 9
	11.10-11.60	33814-069	46.17	21356-045	48.12	55134-045	132.71	(6)90275 / (6)100025 (6)90297 / (6)100025 5/8 x 9
	11.65-11.88	33815-069	46.17	21357-045	48.12	55134-045	132.71	(6)90275 / (6)100025 (6)90297 / (6)100025 5/8 x 9
	11.90-12.20	33816-069	46.17	21357-045	48.12	55134-045	132.71	(6)90275 / (6)100025 (6)90297 / (6)100025 5/8 x 9
12	12	33859-069	51.49	21359-045	60.36	55136-045	157.66	(8)90297 / (8)100025 5/8 x 9
	12.50-12.75	33817-069	51.49	21359-045	60.36	55136-045	157.66	(8)90275 / (8)100025 5/8 (8)90297 / (8)100025 5/8 x 9
	13.20-13.50	33820-069	51.49	21360-045	60.36	55136-045	157.66	(8)90275 / (8)100025 5/8 (8)90297 / (8)100025 5/8 x 9
	13.51-13.75	33821-069	51.49	21360-045	60.36	55136-045	157.66	(8)90275 / (8)100025 5/8 (8)90297 / (8)100025 5/8 x 9
	13.90-14.20	33818-069	51.49	21361-045	60.36	55136-045	157.66	(8)90275 / (8)100025 5/8 (8)90297 / (8)100025 5/8 x 9
	14.21-14.40	33819-069	51.49	21361-045	60.36	55136-045	157.66	(8)90275 / (8)100025 5/8 (8)90297 / (8)100025 5/8 x 9

441 OMNI COMPONENT SELECTION CHART

Nominal Size Inches	O.D. Range Inches	Gasket	List Price	Flexi-Coat Epoxy Follower Flange	List Price	Flexi-Coat Epoxy Sleeve	List Price	441 Alloy Bolts & Nuts**
		Two (2) Required		Two (2) Required		Sleeve		(# Required) Bolt/Nut-005
14	15.30-15.50	33822-069	\$85.51	21363-045	126.63	55138-045	\$260.32	(8) 90297 / (8)100025 5/8 x 9
	15.55-15.80	33823-069	85.51	21363-045	126.63	55138-045	260.32	(8) 90297 / (8)100025 5/8 x 9
	16.10-16.35	33835-069	85.51	21364-045	126.63	55138-045	260.32	(8) 90297 / (8)100025 5/8 x 9
	16.41-16.55	33824-069	85.51	21364-045	126.63	55138-045	260.32	(8) 90297 / (8)100025 5/8 x 9
	16.73-16.90	33825-069	85.51	21364-045	126.63	55138-045	260.32	(8) 90297 / (8)100025 5/8 x 9
16	17.40 -17.80	33832.07	131.55	21371-045	176.63	55146-045	296.42	(10)90275 / (10)100025 5/8 x 10 1/2
	18.46-18.90	33833-069	131.55	21372-045	176.63	55146-045	296.42	10)90297 / (10)100025 5/8 x 9
	18.90-19.20	33834-069	131.55	21372-045	176.63	55146-045	296.42	(10)90297 / (10)100025 5/8 x 9

441 OMNI BOLTS & NUTS PRICE LIST

Description	Part No.	List Price	Ctn. Qty.
Bolt, 3/8" x 3" Square	90114-001	\$2.28	50
Bolt, 3/8" x 3" Square	90114-002	16.09	50
Bolt, 7/16" x 4" Square	90048-001	3.80	50
Bolt, 7/16" x 4" Square	90048-002	10.86	50
Bolt, 1/2" x 7" Square	90301-001	4.21	50
Bolt, 1/2" x 7" Square	90301-002	15.52	50
Bolt, 5/8" x 4 1/2" Oval	90257-005	3.62	50
Bolt, 5/8" x 4 1/2" Oval	90257-002	16.09	50
Bolt, 5/8" x 6" Oval	90413-005	3.78	50
Bolt, 5/8" x 6" Oval	90413-002	16.70	50
Bolt, 5/8" x 6 7/8",	90192-005	5.32	50
Bolt, 5/8" x 6 7/8",	90192-002	20.08	50
Bolt, 5/8" x 8", Oval	90281-005	4.39	50
Bolt, 5/8" x 8" Oval	90281-023	4.48	50
Bolt, 5/8" x 8" Oval	90281-002	22.28	50
Bolt, 5/8" x 9" Oval	90297-005	4.76	50
Bolt, 5/8" x 9" Oval	90297-023	6.76	50

441 OMNI BOLTS & NUTS PRICE LIST

Description	Part No.	List Price	Ctn. Qty.
Bolt, 5/8" x 9" Oval	90297-002	\$25.54	50
Bolt, 5/8" x 10 1/2" Oval	90275-005	5.21	50
Bolt, 5/8" x 10 1/2" Oval	90275-023	6.90	50
Bolt, 5/8" x 10 1/2" Oval	90275-002	28.06	50
Bolt, 5/8" x 11" Oval	643302	7.00	50
Bolt, 5/8" x 11" Oval	643301	53.49	50
Bolt, 5/8" x 13 1/2" Oval	90276-005	5.94	50
Bolt, 5/8" x 13 1/2" Oval	90276-002	37.30	50
Bolt, 5/8" x 15" Oval	90282-005	8.37	50
Bolt, 5/8" x 15" Oval	90282-002	38.67	50
Bolt, 5/8" x 17" Square	90332-005	10.89	50
Bolt, 5/8" x 17" Square	90332-002	46.17	50
Bolt, 5/8" x 17" Oval	90422-002	40.71	50
Bolt, 5/8" x 17" Oval	90422-005	8.60	50
Bolt, 5/8" x 17" Oval	90422-023	15.56	50
Bolt, 5/8" x 19 1/2" Oval	90283-005	8.83	50
Bolt, 5/8" x 27 1/2" Oval	90284-005	14.13	50
Stud, 5/8" x 27 1/2" 304	90226-202	68.61	50
Bolt, 3/4" x 9 1/4"	90188-005	8.12	50
Bolt, 3/4" x 9 1/4"	90188-302	39.31	50
Bolt, 3/4" x 11 1/4"	90292-005	10.57	50
Bolt, 3/4" x 11 1/4"	90292-302	45.73	50
Nut, 3/8" Heavy Hex,	100010-001	0.57	50
Nut, 3/8" Heavy Hex,	100010-202	3.31	50
Nut, 7/16" Heavy Hex,	100029-001	0.82	50
Nut, 7/16" Heavy Hex,	100029-202	4.10	50
Nut, 1/2" Heavy Hex,	100011-001	0.61	50
Nut, 1/2" Heavy Hex,	100011-202	4.20	50
Nut, 5/8" Heavy Hex,	100025-001	1.63	50
Nut, 5/8" Heavy Hex,	100025-005	1.27	50
Nut, 5/8" Heavy Hex,	100025-202	7.58	50
Nut, 5/8" Heavy Hex,	100025-224	4.68	50
Nut, 5/8 Heavy Hex,	100234-205	2.64	50
Nut, 3/4" Heavy Hex,	100032-001	2.16	50
Nut, 3/4" Heavy Hex.	100032-005	1.80	50
Nut, 3/4" Heavy Hex,	100032-202	7.44	50
Nut, 7/8" Heavy Hex,	100072-005	8.85	50
Washer, 7/16" Flat,	150020-001	0.40	100
Washer, 7/16" Flat, 304	150020-002	0.61	100
Washer, 5/8" Flat,	150018-001	0.25	100
Washer, 5/8" Flat, 304	150018-002	1.84	100
Washer, 3/4" Flat,	150032-001	0.56	100
Washer, 3/4" Flat, 304	150032-002	3.23	100
Washer, 1/2" Spring,	150116-002	7.17	100
Washer, 5/8" Spring,	150115-002	8.22	100
Washer, 3/4" Spring,	150117-002	10.49	100

*Two nuts (2) per bolt required

†FOR USE ON APPROVED HDPE PRODUCTS. TWO WASHERS PER BOLT REQUIRED.

COUPLINGS



442 OMNI LONG SLEEVE CAST COUPLING Straight & Transition

Nominal Size Inches	O.D. Range Inches		12" Sleeve Length -200 Catalog Number	List Price	Approx. Weight lbs.
	End 1	End 2			
4	4.00-4.15	4.00-4.15	442-00000415-400	\$335.16	38
	4.22-4.50	4.22-4.50	442-00000450-400	335.16	38
	4.46-4.86	4.46-4.86	442-00000486-400	335.16	38
	4.80-5.10	4.80-5.10	442-00000510-400	335.16	38
	5.11-5.45	5.11-5.45	442-00000545-400	335.16	38
	4.22-4.50	4.00-4.15	442-04500415-400	335.16	38
	4.46-4.86	4.22-4.50	442-04860450-400	335.16	38
	4.80-5.10	4.00-4.15	442-05100415-400	335.16	38
	4.80-5.10	4.22-4.50	442-05100450-400	335.16	38
	4.80-5.10	4.46-4.86	442-05100486-400	335.16	38
	5.11-5.45	4.00-4.15	442-05450415-400	335.16	38
	5.11-5.45	4.22-4.50	442-05450450-400	335.16	38
	5.11-5.45	4.46-4.86	442-05450486-400	335.16	38
	5.11-5.45	4.80-5.10	442-05450510-400	335.16	38
6	6.00-6.15	6.00-6.15	442-00000615-400	425.21	48
	6.28-6.63	6.28-6.63	442-00000663-400	425.21	48
	6.56-6.96	6.56-6.96	442-00000696-400	425.21	48
	6.90-7.22	6.90-7.22	442-00000722-400	425.21	48
	7.25-7.65	7.25-7.65	442-00000765-400	425.21	48
	6.28-6.63	6.00-6.15	442-06630615-400	425.21	48
	6.56-6.96	6.00-6.15	442-06960615-400	425.21	48
	6.90-7.22	6.00-6.15	442-07220615-400	425.21	48
	6.90-7.22	6.28-6.63	442-07220663-400	425.21	48
	6.90-7.22	6.56-6.96	442-07220696-400	425.21	48
	7.25-7.65	6.00-6.15	442-07650615-400	425.21	48
	7.25-7.65	6.56-6.96	442-07650696-400	425.21	48
	7.25-7.65	6.90-7.22	442-07650722-400	425.21	48
	8	8.00-8.16	8.00-8.16	442-00000800-400	588.95
8.40-8.63		8.40-8.63	442-00000863-400	588.95	71
8.54-9.11		8.54-9.11	442-00000911-400	588.95	71
9.05-9.30		9.05-9.30	442-00000930-400	588.95	71
9.05-9.45		9.05-9.45	442-00000945-400	588.95	71
9.46-9.85		9.46-9.85	442-00000985-400	588.95	71
8.40-8.63		8.00-8.16	442-08630800-400	588.95	71
8.54-9.11		8.00-8.16	442-09110800-400	588.95	71
9.05-9.45		8.00-8.16	442-09450800-400	588.95	71
9.05-9.45		8.40-8.63	442-09450863-400	588.95	71
9.05-9.45		8.54-9.11	442-09450911-400	588.95	71
9.46-9.85		8.00-8.16	442-09850800-400	588.95	71
9.46-9.85		8.40-8.63	442-09850863-400	588.95	71
9.46-9.85		8.54-9.11	442-09850911-400	588.95	71
9.46-9.85	9.05-9.45	442-09850945-400	588.95	71	

COUPLINGS



442 OMNI LONG SLEEVE CAST COUPLING Straight & Transition

Nominal Size Inches	O.D. Range Inches		12" Sleeve Length -400 Catalog Number	List Price	Approx Weight lbs.
	End 1	End 2			
10	10.00	10.00	442-00001000-400	\$674.72	80
	10.50-10.75	10.50-10.75	442-00001075-400	674.72	80
	11.10-11.60	11.10-11.60	442-00001160-400	674.72	80
	11.65-11.88	11.65-11.88	442-00001188-400	674.72	80
	11.90-12.20	11.90-12.20	442-00001220-400	674.72	80
	10.50-10.75	10.00	442-10751000-400	674.72	80
	11.10-11.60	10.00	442-11601000-400	674.72	80
	11.10-11.60	10.50-10.75	422-11601075-400	674.72	80
	11.65-11.88	10.00	442-11881000-400	674.72	80
	11.65-11.88	10.50-10.75	442-11881075-400	674.72	80
	11.65-11.88	11.10-11.60	442-11881160-400	674.72	80
	11.90-12.20	10.00	442-12201000-400	674.72	80
	11.90-12.20	10.50-10.75	442-12201075-400	674.72	80
	11.90-12.20	11.10-11.60	442-12201160-400	674.72	80
	11.90-12.20	11.65-11.88	442-12201188-400	674.72	80
12	12.00	12.00	442-00001200-400	\$743.74	90
	12.50-12.75	12.50-12.75	442-00001275-400	743.74	90
	13.20-13.50	13.20-13.50	442-00001350-400	743.74	90
	13.51-13.75	13.51-13.75	442-00001375-400	743.74	90
	13.90-14.20	13.90-14.20	442-00001420-400	743.74	90
	14.21-14.40	14.21-14.40	442-00001440-400	743.74	90
	12.50-12.75	12.00	442-12751200-400	743.74	90
	13.20-13.50	12.00	442-13501200-400	743.74	90
	13.20-13.50	12.50-12.75	442-13501275-400	743.74	90
	13.51-13.75	12.00	442-13751200-400	743.74	90
	13.51-13.75	12.50-12.75	442-13751275-400	743.74	90
	13.51-13.75	13.20-13.50	442-13751350-400	743.74	90
	13.90-14.20	12.00	442-14201200-400	743.74	90
	13.90-14.20	12.50-12.75	442-14201275-400	743.74	90
	13.90-14.20	13.20-13.50	442-14201350-400	743.74	90
	13.90-14.20	13.51-13.75	442-14201375-400	743.74	90
	14.21-14.40	12.00	442-14401200-400	743.74	90
	14.21-14.40	12.50-12.75	442-14401275-400	743.74	90
14.21-14.40	13.20-13.50	442-14401350-400	743.74	90	
14.21-14.40	13.51-13.75	442-14401375-400	743.74	90	
14.21-14.40	13.90-14.20	442-14401420-400	743.74	90	

Suitable anchorage must be provided when excessive pipe movement could cause the pipe to move out of the coupling.



442 OMNI LONG SLEEVE CAST COUPLING Straight & Transition

Nominal Size Inches	O.D. Range Inches		12" Sleeve Length -400 Catalog Number	List Price	Approx. Weight lbs.
	End 1	End 2			
14	15.30-15.50	15.30-15.50	442-00001550-400	1,063.55	105
	15.55-15.80	15.55-15.80	442-00001580-400	1,063.55	105
	16.10-16.35	16.10-16.35	442-00001622-400	1,063.55	105
	16.41-16.55	16.41-16.55	442-00001655-400	1,063.55	105
	16.73-16.90	16.73-16.90	442-00001690-400	1,063.55	105
	15.55-15.80	15.30-15.50	442-15801550-400	1,063.55	105
	16.10-16.35	15.30-15.50	442-16221550-400	1,063.55	105
	16.10-16.35	15.55-15.80	442-16221580-400	1,063.55	105
	16.41-16.55	15.30-15.50	442-16551550-400	1,063.55	105
	16.41-16.55	15.55-15.80	442-16551580-400	1,063.55	105
	16.41-16.55	16.10-16.35	442-16551622-400	1,063.55	105
	16.73-16.90	15.30-15.50	442-16901550-400	1,063.55	105
	16.73-16.90	15.55-15.80	442-16901580-400	1,063.55	105
	16.73-16.90	16.10-16.35	442-16901622-400	1,063.55	105
16.73-16.90	16.41-16.55	442-16901655-400	1,063.55	105	
16	17.40-17.80	17.40-17.80	442-00001780-400	\$1,283.59	127
	18.46-18.90	18.46-18.90	442-00001890-400	\$1,283.59	127
	18.90-19.20	18.90-19.20	442-00001920-400	\$1,283.59	127
	18.46-18.90	17.40-17.80	442-18901780-400	\$1,283.59	127
	18.90-19.20	17.40-17.80	442-19201780-400	\$1,283.59	127
	18.90-19.20	18.46-18.90	442-19201890-400	\$1,283.59	127

442 OMNI LONG SLEEVE COMPONENT SELECTION CHART

Nominal Size Inches	O.D. Range Inches	Flexi-Coat Epoxy Sleeve		Sleeve List Price	442 Bolts & Nuts
		Length Inches	Catalog Number		(# required) Bolt/Nut
4	4.00-5.45	7	55646-045	\$90.21	(4) 90275/ (4) 100025
	4.00-5.45	12	56827-045	216.71	(4) 90282/ (4) 100025
6	6.00-7.65	7	55647-045	128.08	(4) 90275/ (4) 100025
	6.00-7.65	12	56828-045	265.31	(4) 90282/ (4) 100025
8	8.00-9.85	7	55648-045	165.55	(6) 90275/ (6) 100025
	8.00-9.85	12	56839-045	387.11	(6) 90282/ (6) 100025
10	10.00-12.20	12	56830-045	420.65	(6) 90422/ (6) 100025
12	12.00-14.40	12	56831-045	454.19	(8) 90282/ (6) 100025
14	15.30-16.90	12	56832-045	571.59	(8) 90282/ (8) 100025
16	17.40-19.20	12	56833-045	689.06	(10) 90422/ (10) 100025



461 QUANTUM COUPLINGS



With Alloy Epoxy Coated Bolts and Nuts

Nominal Size Inches	O.D. Range Inches	Catalog Number	Sleeve Length Inches	List Price	Approx. Weight lbs.
1 1/2	1.81-2.28	461-01810228-000	4.0	\$85.63	8
2	2.34-2.85	461-02340285-000	4.0	\$108.31	9
2 1/2	2.84-3.35	461-02840335-000	4.0	\$139.57	10
3	3.46-4.21	461-03460421-000	5.0	\$171.61	15
4	4.46-5.60	461-04460560-000	5.5	\$209.39	26
6	6.54-7.65	461-06540765-000	6.0	\$295.25	36
8	8.54-9.85	461-08540985-000	6.0	\$344.49	46
10	10.65-12.20	461-10651220-000	7.5	\$556.81	63
12	12.75-14.40	461-12751440-000	7.5	\$658.62	95

With 304 Stainless Steel Epoxy Coated Bolts and Nuts

Nominal Size Inches	O.D. Range Inches	Catalog Number	Sleeve Length Inches	List Price	Approx. Weight lbs.
1 1/2	1.81-2.28	461-01810228-031	4.0	\$153.26	8
2	2.34-2.85	461-02340285-031	4.0	\$186.40	9
2 1/2	2.84-3.35	461-02840335-031	4.0	\$209.07	11
3	3.46-4.21	461-03460421-031	5.0	\$286.23	15
4	4.46-5.60	461-04460560-031	5.5	\$355.37	26
6	6.54-7.65	461-06540765-031	6.0	\$492.67	36
8	8.54-9.85	461-08540985-031	6.0	\$592.46	46
10	10.65-12.20	461-10651220-031	7.5	\$841.54	63
12	12.75-14.40	461-12751440-031	7.5	\$982.59	73

Suitable anchorage must be provided when excessive pipe movement could cause the pipe to move out of the coupling.



462 QUANTUM COUPLINGS 12" SLEEVE

With Alloy Epoxy Coated Bolts and Nuts

Nominal Size Inches	O.D. Range Inches	Catalog Number	Sleeve Length Inches	List Price	Approx. Weight lbs.
4	4.46-5.60	462-04460560-000	12	\$344.56	33
6	6.54-7.65	462-06540765-000	12	437.15	42
8	8.54-9.85	462-08540985-000	12	605.45	58
10	10.65-12.20	462-10651220-000	12	741.25	85
12	12.75-14.40	462-12751440-000	12	882.38	99

Suitable anchorage must be provided when excessive pipe movement could cause the pipe to move out of the coupling.



462 QUANTUM COUPLINGS 12" SLEEVE

With 304 Stainless Steel Epoxy Coated Bolts and Nuts

Nominal Size Inches	O.D. Range Inches	Catalog Number	Sleeve Length Inches	List Price	Approx. Weight lbs.
4	4.46-5.60	462-04460560-031	12	\$569.68	33
6	6.54-7.65	462-06540765-031	12	663.72	42
8	8.54-9.85	462-08540985-031	12	868.51	58
10	10.65-12.20	462-10651220-031	12	1,067.35	85
12	12.75-14.40	462-12751440-031	12	1,251.23	99

Suitable anchorage must be provided when excessive pipe movement could cause the pipe to move out of the coupling.

COUPLINGS



481 STEEL END CAP



Nominal Size Inches	O.D. Range Inches	Catalog Number	List Price	Approx. Weight lbs.
2	2.38	481-02380114-003	\$364.61	10
	2.50	481-02500114-003	364.61	10
3	3.50	481-03500114-003	415.14	13
	3.74	481-03740114-003	415.14	13
	3.80	481-03800114-003	415.14	13
	3.88	481-03880114-003	415.14	13
	3.96	481-03960114-003	415.14	13
4	4.50	481-04500114-003	439.13	15
	4.64	481-04640114-003	439.13	15
	4.80	481-04800114-003	439.13	15
6	6.63	481-06630114-003	478.89	28
	6.90	481-06900114-003	478.89	28
8	7.65	481-07650114-003	560.27	39
	8.63	481-08630114-003	560.27	39
	9.05	481-09050114-003	560.27	39
10	10.75	481-10750114-003	968.69	46
	11.10	481-11100114-003	968.69	50
	11.40	481-11400114-003	968.69	53
	11.66	481-11660114-003	968.69	53
12	12.75	481-12750114-003	1,182.16	58
	13.20	481-13200114-003	1,182.16	59
	13.50	481-13500114-003	1,182.16	59
	13.92	481-13920114-003	1,182.16	64



481 PIPE END CAP



Nominal Size Inches	O.D. Range Inches	Catalog Number	List Price	Approx. Weight lbs.
14	14.00	481-14000114-003	1,357.27	89
	15.30	481-15300114-003	1,357.27	91
	15.65	481-15650114-003	1,357.27	92
16	16.00	481-16000114-003	1,495.62	110
	17.40	481-17400114-003	1,495.62	110
	17.80	481-17800114-003	1,495.62	110
18	19.50	481-19500114-003	1,556.87	150
	19.92	481-19920114-003	1,556.87	150
20	21.60	481-21600114-003	1,689.70	180
	22.06	481-22060114-003	1,689.70	180

Larger sizes and sizes not listed are available. Priced on application. End caps are furnished with 2" Female Iron Pipe Thread Outlet. Special size outlets available. Priced on application.

COUPLINGS



482 OMNI CAST PIPE END Alloy Bolts & Nuts



Nominal Size Inches	O.D. Range Inches	Catalog Number	List Price	Approx. Weight lbs.
2	2.34-2.63	482-00026306-900	\$126.06	9
2 1/2	2.65-2.88	482-00028806-900	150.81	10
3	2.85-3.13	482-00031306-900	185.18	15
	3.44-3.62	482-00035006-900	185.18	15
	3.80-3.96	482-00039606-900	185.18	15
	3.97-4.14	482-00041406-900	185.18	15
4	4.00-4.15	482-00041506-900	213.10	18
	4.22-4.50	482-00045006-900	213.10	18
	4.46-4.86	482-00048606-900	213.10	18
	4.80-5.10	482-00051006-900	213.10	18
	5.11-5.45	482-00054506-900	213.10	18
6	6.00-6.15	482-00061506-900	283.20	30
	6.28-6.63	482-00066306-900	283.20	30
	6.56-6.96	482-00069606-900	283.20	30
	6.90-7.22	482-00072206-900	283.20	30
	7.25-7.65	482-00076506-900	283.20	30
8	8.00-8.16	482-00080006-900	373.76	39
	8.40-8.63	482-00086306-900	373.76	39
	8.54-9.11	482-00091106-900	373.76	39
	9.05-9.45	482-00094506-900	373.76	39
	9.46-9.85	482-00098506-900	373.76	39
10	10.00	482-00100006-900	648.68	57
	10.50-10.75	482-00107506-900	648.68	57
	11.10-11.60	482-00116006-900	648.68	57
	11.65-11.88	482-00118806-900	648.68	57
	11.90-12.20	482-00122006-900	648.68	57
12	12.00	482-00120006-900	849.93	75
	12.50-12.75	482-00127506-900	849.93	75
	13.250-13.50	482-00135006-900	849.93	75
	13.51-13.75	482-00137506-900	849.93	75
	13.90-14.20	482-00142006-900	849.93	75
	14.21-14.40	482-00144006-900	849.93	75

For Stainless Steel nuts and bolts change end code to -931

Thrust restraint is always required when the line is in use. End Caps are furnished with 1" NPT threaded outlet in 2" - 3".

End Caps are furnished with 2" NPT threaded outlet in 4"-12" end caps.



482 OMNI COMPONENT SELECTION CHART

Nominal Size Inches	O.D. Range Inches	482 Bolts & Nuts	Flexi-Coat Epoxy	
		(# required) Bolt/Nut	482 End Cap	*482 End Cap Price
2	2.34-2.63	(2) 90281/ (2) 100025 5/8 x 8	21365-245	\$56.47
2-2 1/2	2.65-2.88	(2) 90281/ (2) 100025 5/8 x 8	21367-245	58.00
3	2.85-4.14	(4) 90281/ (4) 100025 5/8 x 8	21370-245	68.64
4	4.00-5.45	(4) 90281/ (4) 100025 5/8 x 8	21354-245	68.64
6	6.00-7.65	(4) 90281/ (4) 100025 5/8 x 8	21347-245	96.97
8	8.00-9.85	(6) 90281/ (6) 100025 5/8 x 8	21345-245	137.88
10	10.00-12.20	(6) 90297/ (6) 100025 5/8 x 9	21358-245	307.35
12	12.00-14.40	(8) 90297/ (8) 100025 5/8 x 9	21362-245	439.44

*This component requires the largest gasket within its nominal pipe for proper fit.



525 COMPRESSION COUPLINGS

Nominal Size Inches	O.D. Inches	Approx. Weight lbs.	Ctn. Wt. Lbs.	Catalog Number	List Price	Approx. Weight lbs.
1/2	0.84	1	24	525-00008400-003	\$25.98	24
3/4	1.05	2	32	525-00010500-003	30.21	24
1	1.32	2	24	525-00013200-003	34.11	16
1 1/4	1.66	2	22	525-00016600-003	44.39	12
1 1/2	1.90	3	33	525-00019000-003	50.19	12
2	2.38	4	42	525-00023800-003	62.25	12

ADAPTER GASKETS For use with 411 & 525 Coupling (Adapts Steel size to Copper Tubing Size)

Nominal Size Inches	Coupling O.D. Inches	To Fit Copper Tubing O.D. Inches	Catalog Number	List Price
1/2	0.84	0.63	000-00038420-069	\$13.85
3/4	1.05	0.88	000-00038421-069	14.39
1	1.32	1.13	000-00038422-069	15.15
1 1/4	1.66	1.38	000-00038423-069	17.26
1 1/2	1.90	1.63	000-00038424-069	22.70
2	2.38	2.13	000-00038425-069	23.33

EXPANSION JOINTS



611 EXPANSION JOINTS

Single End, 10" Expansion. Comes with Alloy Bolts & Nuts

Plain Ends Beveled for Welding

Nominal Size Inches	Without Slip Pipe--Without Limit Rods		Expanded Length 26"	
	O.D.	Catalog Number	List Price	Approx. Weight lbs.
3	3.50	611-03501010-000	P.O.A.	50
4	4.50	611-04501010-000	P.O.A.	65
6	6.63	611-06631010-000	P.O.A.	90
8	8.63	611-08631010-000	P.O.A.	125
10	10.75	611-10751010-000	P.O.A.	165
12	12.75	611-12751010-000	P.O.A.	195
14	14.00	611-14001010-000	P.O.A.	220
16	16.00	611-16001010-000	P.O.A.	250
18	18.00	611-18001010-000	P.O.A.	280
20	20.00	611-20001010-000	P.O.A.	310
22	22.00	611-22001010-000	P.O.A.	340
24	24.00	611-24001010-000	P.O.A.	370

Nominal Size Inches	With Slip Pipe--Without Limit Rods		Expanded Length 38"	
	O.D.	Catalog Number	List Price	Approx. Weight lbs.
3	3.50	611-03502010-000	P.O.A.	75
4	4.50	611-04502010-000	P.O.A.	90
6	6.63	611-06632010-000	P.O.A.	125
8	8.63	611-08632010-000	P.O.A.	200
10	10.75	611-10752010-000	P.O.A.	270
12	12.75	611-12752010-000	P.O.A.	300
14	14.00	611-14002010-000	P.O.A.	335
16	16.00	611-16002010-000	P.O.A.	385
18	18.00	611-18002010-000	P.O.A.	475
20	20.00	611-20002010-000	P.O.A.	520
22	22.00	611-22002010-000	P.O.A.	560
24	24.00	611-24002010-000	P.O.A.	625

EXPANSION JOINTS



611 EXPANSION JOINTS

Single End, 10" Expansion. Comes with Alloy Bolts & Nuts

Nominal Size Inches	With Slip Pipe--With Limit Rods		Expanded Length 40 1/2"	
	O.D.	Catalog Number	List Price	Approx. Weight lbs.
3	3.50	611-03503010-000	P.O.A.	80
4	4.50	611-04503010-000	P.O.A.	100
6	6.63	611-06633010-000	P.O.A.	150
8	8.63	611-08633010-000	P.O.A.	200
10	10.75	611-10753010-000	P.O.A.	265
12	12.75	611-12753010-000	P.O.A.	330
14	14.00	611-14003010-000	P.O.A.	380
16	16.00	611-16003010-000	P.O.A.	430
18	18.00	611-18003010-000	P.O.A.	480
20	20.00	611-20003010-000	P.O.A.	540
22	22.00	611-22003010-000	P.O.A.	595
24	24.00	611-24003010-000	P.O.A.	650

*Hard chrome plated slip pipes are standard.

Flanged Ends

Nominal Size Inches	With Slip Pipe--Without Limit Rods		Expanded Length 39"	
	O.D.	Catalog Number	List Price	Approx. Weight lbs.
3	3.50	611-03504010-000	P.O.A.	90
4	4.50	611-04504010-000	P.O.A.	115
6	6.63	611-06634010-000	P.O.A.	165
8	8.63	611-08634010-000	P.O.A.	260
10	10.75	611-10754010-000	P.O.A.	355
12	12.75	611-12754010-000	P.O.A.	425
14	14.00	611-14004010-000	P.O.A.	515
16	16.00	611-16004010-000	P.O.A.	580
18	18.00	611-18004010-000	P.O.A.	735
20	20.00	611-20004010-000	P.O.A.	850
22	22.00	611-22004010-000	P.O.A.	930
24	24.00	611-24004010-000	P.O.A.	1065

Nominal Size Inches	With Slip Pipe--With Limit Rods		Expanded Length 50 1/2"	
	O.D.	Catalog Number	List Price	Approx. Weight lbs.
3	3.50	611-03505010-000	P.O.A.	95
4	4.50	611-04505010-000	P.O.A.	125
6	6.63	611-06635010-000	P.O.A.	185
8	8.63	611-08635010-000	P.O.A.	260
10	10.75	611-10755010-000	P.O.A.	350
12	12.75	611-12755010-000	P.O.A.	460
14	14.00	611-14005010-000	P.O.A.	560
16	16.00	611-16005010-000	P.O.A.	685
18	18.00	611-18005010-000	P.O.A.	740
20	20.00	611-20005010-000	P.O.A.	870
22	22.00	611-22005010-000	P.O.A.	965
24	24.00	611-24005010-000	P.O.A.	1090

Hard chrome plated slip pipes are standard.

EXPANSION JOINTS



612 EXPANSION JOINTS

Double End, 10" Expansion. Comes with Alloy Bolts & Nuts



Plain Ends Beveled for Welding

Nominal Size Inches	With Slip Pipe--Without Limit Rods		Expanded Length 36"	
	O.D. Inches	Catalog Number	List Price	Approx. Weight lbs.
3	3.50	612-03501010-000	P.O.A.	60
4	4.50	612-04501010-000	P.O.A.	75
6	6.63	612-06631010-000	P.O.A.	100
8	8.63	612-08631010-000	P.O.A.	145
10	10.75	612-10751010-000	P.O.A.	180
12	12.75	612-12751010-000	P.O.A.	205
14	14.00	612-14001010-000	P.O.A.	235
16	16.00	612-16001010-000	P.O.A.	265
18	18.00	612-18001010-000	P.O.A.	305
20	20.00	612-20001010-000	P.O.A.	335
22	22.00	612-22001010-000	P.O.A.	370
24	24.00	612-24001010-000	P.O.A.	40



612 EXPANSION JOINTS

Double End, 10" Expansion. Comes with Alloy Bolts & Nuts



Nominal Size Inches	With Slip Pipe--Without Limit Rods		Expanded Length 48"	
	O.D. Inches	Catalog Number	List Price	Approx. Weight
3	3.50	612-03502010-000	P.O.A.	85
4	4.50	612-04502010-000	P.O.A.	120
6	6.63	612-06632010-000	P.O.A.	160
8	8.63	612-08632010-000	P.O.A.	230
10	10.75	612-10752010-000	P.O.A.	290
12	12.75	612-12752010-000	P.O.A.	405
14	14.00	612-14002010-000	P.O.A.	475
16	16.00	612-16002010-000	P.O.A.	530
18	18.00	612-18002010-000	P.O.A.	575
20	20.00	612-20002010-000	P.O.A.	625
22	22.00	612-22002010-000	P.O.A.	670
24	24.00	612-24002010-000	P.O.A.	740

EXPANSION JOINTS



612 EXPANSION JOINTS

Double End, 10" Expansion (5" Each End) Epoxy Coating with Alloy Bolts & Nuts

Nominal Size Inches	With Slip Pipe--With Limit Rods		Expanded Length 54"	
	O.D.	Catalog Number	List Price	Approx. Weight
3	3.50	612-03503010-000	P.O.A.	100
4	4.50	612-04503010-000	P.O.A.	130
6	6.63	612-06633010-000	P.O.A.	190
8	8.63	612-08633010-000	P.O.A.	270
10	10.75	612-10753010-000	P.O.A.	350
12	12.75	612-12753010-000	P.O.A.	425
14	14.00	612-14003010-000	P.O.A.	485
16	16.00	612-16003010-000	P.O.A.	550
18	18.00	612-18003010-000	P.O.A.	610
20	20.00	612-20003010-000	P.O.A.	700
22	22.00	612-22003010-000	P.O.A.	770
24	24.00	612-24003010-000	P.O.A.	840

*Hard chrome plated slip pipes are standard.



612 EXPANSION JOINTS

Double End, 10" Expansion (5" Each End) Epoxy Coating with Alloy Bolts & Nuts



Flanged Ends

Nominal Size Inches	With Slip Pipe--Without Limit Rods		Expanded Length 56"	
	O.D.	Catalog Number	List Price	Approx. Weight
3	3.50	612-03504010-000	P.O.A.	100
4	4.50	612-04504010-000	P.O.A.	145
6	6.63	612-06634010-000	P.O.A.	200
8	8.63	612-08634010-000	P.O.A.	290
10	10.75	612-10754010-000	P.O.A.	375
12	12.75	612-12754010-000	P.O.A.	535
14	14.00	612-14004010-000	P.O.A.	585
16	16.00	612-16004010-000	P.O.A.	725
18	18.00	612-18004010-000	P.O.A.	835
20	20.00	612-20004010-000	P.O.A.	955
22	22.00	612-22004010-000	P.O.A.	1040
24	24.00	612-24004010-000	P.O.A.	1180

EXPANSION JOINTS



612 EXPANSION JOINTS

Double End, 10" Expansion (5" Each End) Epoxy Coating with Alloy Bolts & Nuts

Nominal Size Inches	With Slip Pipe--With Limit Rods		Expanded Length 71"	
	O.D.	Catalog Number	List Price	Approx. Weight
3	3.50	612-03505010-000	P.O.A.	115
4	4.50	612-04505010-000	P.O.A.	155
6	6.63	612-06635010-000	P.O.A.	230
8	8.63	612-08635010-000	P.O.A.	330
10	10.75	612-10755010-000	P.O.A.	435
12	12.75	612-12755010-000	P.O.A.	555
14	14.00	612-14005010-000	P.O.A.	665
16	16.00	612-16005010-000	P.O.A.	745
18	18.00	612-18005010-000	P.O.A.	870
20	20.00	612-20005010-000	P.O.A.	1030
22	22.00	612-22005010-000	P.O.A.	1140
24	24.00	612-24005010-000	P.O.A.	1280

*Hard chrome plated slip pipes are standard.

TAPPING SLEEVES



622 CARBON STEEL TAPPING SLEEVE

Size on size and reducing



Nominal Size Pipe x Flg. Outlet Inches	O.D. Range Inches	Alloy Bolts & Nuts		304 Stainless Steel Bolts & Nuts		Approx. Weight lbs.
		Catalog Number	List Price	Catalog Number	List Price	
4 x 4*	4.50	622-04500400-203	\$731.37	622-04500400-231	\$797.62	34
4 x 4*	4.80	622-04800400-203	731.37	622-04800400-231	797.62	34
6 x 4	6.57-6.73	622-06630400-003	669.50	622-06630400-031	730.13	71
6 x 6*		622-06630600-203	784.79	622-06630600-231	855.88	76
6 x 4	6.90-7.20	622-06900400-003	669.50	622-06900400-031	730.13	71
6 x 6*		622-06900600-203	784.79	622-06900600-231	855.88	76
6 x 4	7.07-7.40	622-07200400-003	669.50	622-07200400-031	730.13	71
6 x 6*		622-07200600-203	784.79	622-07200600-231	855.88	76
6 x 4	7.40-7.73	622-07450400-003	669.50	622-07450400-031	730.13	71
8 x 4	7.80-8.13	622-08000400-003	728.56	622-08000400-031	794.54	78
8 x 6		622-08000600-003	796.07	622-08000600-031	868.18	87
8 x 4	8.36-8.75	622-08630400-003	728.56	622-08630400-031	794.54	78
8 x 6		622-08630600-003	796.07	622-08630600-031	868.18	87
8 x 8*		622-08630800-203	998.61	622-08630800-231	1,089.05	92
8 x 8*	8.73-9.12	622-08800800-203	998.61	622-08800800-231	1,089.05	92
8 x 4	9.05-9.40	622-09050400-003	728.56	622-09050400-031	794.54	78
8 x 6		622-09050600-003	796.07	622-09050600-031	868.18	87
8 x 8*		622-09050800-203	998.61	622-09050800-231	1,089.05	92
8 x 4	9.27-9.69	622-09400400-003	728.56	622-09400400-031	794.54	78
8 x 6		622-09400600-003	796.07	622-09400600-031	868.18	87
8 3x 8*		622-09400800-203	998.61	622-09400800-231	1,089.05	92
8-10 x 4	9.68-10.10	622-10000400-003	734.19	622-10000400-031	800.70	82
8-10 x 6		622-10000600-003	818.58	622-10000600-031	892.73	94
8-10 x 8*		622-10000800-203	1,068.95	622-10000800-231	1,475.59	130
10 x 4	10.45-10.88	622-10750400-003	734.19	622-10750400-031	800.70	82
10 x 6		622-10750600-003	818.58	622-10750600-031	892.73	94
10 x 8		622-10750800-003	1,068.95	622-10750800-031	1,131.99	130
10 x 10*		622-10751000-203	1,353.03	622-10751000-231	1,475.59	170
10 x 4	11.03-11.47	622-11100400-003	734.19	622-11100400-031	800.70	82
10 x 6		622-11100600-003	818.58	622-11100600-031	892.73	94
10 x 8		622-11100800-003	1,068.95	622-11100800-031	1,131.99	130
10 x 10*		622-11101000-203	1,353.03	622-11101000-231	1,475.59	180
10 x 4	11.36-11.80	622-11400400-003	734.19	622-11400400-031	800.70	82
10 x 6		622-11400600-003	818.58	622-11400600-031	892.73	94
10 x 8		622-11400800-003	1,068.95	622-11400800-031	1,131.99	130
10 x 10*		622-11401000-203	1,353.03	622-11401000-231	1,475.59	180
10-12 x 4	11.76-12.20	622-12000400-003	793.25	622-12000400-031	865.10	90
10-12 x 6		622-12000600-003	866.38	622-12000600-031	944.86	103
10-12 x 8		622-12000800-003	1,102.71	622-12000800-031	1,202.58	144
10-12 x 10*		622-12001000-203	1,518.98	622-12001000-231	1,656.59	192

*Size on size taps require 1/2" undersize shell cutter. Larger size tapping sleeves are available upon request.

TAPPING SLEEVES



622 CARBON STEEL TAPPING SLEEVE

Size on size and reducing



Nominal Size Pipe x Flg. Outlet Inches	O.D. Range Inches	Alloy Bolts & Nuts		304 Stainless Steel Bolts & Nuts		Approx. Weight lbs.
		Catalog Number	List Price	Catalog Number	List Price	
12 x 4 12 x 6 12 x 8 12 x 10 12 x 12*	12.42-12.88	622-12750400-003	\$793.25	622-12750400-031	\$865.10	90
		622-12750600-003	866.38	622-12750600-031	944.86	103
		622-12750800-003	1,102.71	622-12750800-031	1,202.58	144
		622-12751000-003	1,518.98	622-12751000-031	1,656.59	192
		622-12751200-203	1,673.66	622-12751200-231	1,825.27	201
12 x 4 12 x 6 12 x 8 12 x 10 12 x 12*	13.13-13.60	622-13200400-003	793.25	622-13200400-031	865.10	95
		622-13200600-003	866.38	622-13200600-031	944.86	103
		622-13200800-003	1,102.71	622-13200800-031	1,202.58	144
		622-13201000-003	1,518.98	622-13201000-031	1,656.59	192
		622-13201200-203	1,673.66	622-13201200-231	1,825.27	201
12 x 4 12 x 6 12 x 8 12 x 10 12 x 12*	13.60-14.09	622-13820400-003	793.25	622-13820400-031	865.10	90
		622-13820600-003	866.38	622-13820600-031	944.86	103
		622-13820800-003	1,102.71	622-13820800-031	1,202.58	144
		622-13821000-003	1,518.98	622-13821000-031	1,656.59	192
		622-13821200-203	1,673.66	622-13821200-231	1,825.27	201
12 x 4 12 x 6 12 x 8 12 x 10 12 x 12*	14.10-14.58	622-14250400-003	793.25	622-14250400-031	865.10	100
		622-14250600-003	866.38	622-14250600-031	944.86	111
		622-14250800-003	1,102.71	622-14250800-031	1,202.58	148
		622-14251000-003	1,518.98	622-14251000-031	1,656.59	204
		622-14251200-203	1,673.66	622-14251200-231	1,825.27	229
12 x 4 12 x 6 12 x 8 12 x 10 12 x 12	14.59-15.08	622-14750400-003	829.86	622-14750400-031	905.02	108
		622-14750600-003	925.49	622-14750600-031	1009.34	111
		622-14750800-003	1,170.20	622-14750800-031	1,276.21	148
		622-14751000-003	1,470.92	622-14751000-031	1,604.16	204
		622-14751200-003	1,746.82	622-14751200-031	1,905.05	229
14 x 4 14 x 6 14 x 8 14 x 10 14 x 12	15.23-15.72	622-15300400-003	829.86	622-15300400-031	905.02	108
		622-15300600-003	925.49	622-15300600-031	1009.34	111
		622-15300800-003	1,170.20	622-15300800-031	1,276.21	148
		622-15301000-003	1,589.29	622-15301000-031	1,733.25	204
		622-15301200-003	1,746.82	622-15301200-031	1,905.05	229
14-16 x 4 14-16 x 6 14-16 x 8 14-16 x 10 14-16 x 12	15.73-16.22	622-16000400-003	829.86	622-16000400-031	905.02	108
		622-16000600-003	925.49	622-16000600-031	1009.34	111
		622-16000800-003	1,170.20	622-16000800-031	1,276.21	148
		622-16001000-003	1,589.29	622-16001000-031	1,733.25	216
		622-16001200-003	1,746.82	622-16001200-031	1,905.05	229
14-16 x 4 14-16 x 6 14-16 x 8 14-16 x 10 14-16 x 12	16.30-16.73	622-16470400-003	829.86	622-16470400-031	905.02	108
		622-16470600-003	925.49	622-16470600-031	1009.34	111
		622-16470800-003	1,170.20	622-16470800-031	1,276.21	148
		622-16471000-003	1,589.29	622-16471000-031	1,733.25	204
		622-16471200-003	1,746.82	622-16471200-031	1,905.05	229

*Size on size taps require 1/2" undersize shell cutter. Larger size tapping sleeves are available upon request.

TAPPING SLEEVES



622 CARBON STEEL TAPPING SLEEVE

Size on size and reducing



Nominal Size Pipe x Flg. Outlet Inches	O.D. Range Inches	Alloy Bolts & Nuts		304 Stainless Steel Bolts & Nuts		Approx. Weight lbs.
		Catalog Number	List Price	Catalog Number	List Price	
14-16 x 4	16.74-17.26	622-16840400-003	\$829.86	622-16840400-031	\$905.02	108
14-16 x 6		622-16840600-003	925.49	622-16840600-031	1009.34	111
14-16 x 8		622-16840800-003	1,170.20	622-16840800-031	1,276.21	148
14-16 x 10		622-16841000-003	1,589.29	622-16841000-031	1,733.25	204
14-16 x 12		622-16841200-003	1,746.82	622-16841200-031	1,905.05	229
16 x 4	17.33-17.87	622-17400400-003	880.32	622-17400400-031	960.08	117
16 x 6		622-17400600-003	986.42	622-17400600-031	1,075.78	122
16 x 8		622-17400800-003	1,215.86	622-17400800-031	1,325.96	162
16 x 10		622-17401000-003	1,663.19	622-17401000-031	1,813.84	216
16 x 12		622-17401200-003	1,906.98	622-17401200-031	2,079.68	240
16-18 x 4	17.88-18.43	622-18000400-003	880.32	622-18000400-031	960.08	117
16-18 x 6		622-18000600-003	986.42	622-18000600-031	1,075.78	122
16-18 x 8		622-18000800-003	1,215.86	622-18000800-031	1,325.96	162
16-18 x 10		622-18001000-003	1,663.19	622-18001000-031	1,813.84	216
16-18 x 12		622-18001200-003	1,906.98	622-18001200-031	2,079.68	245
16-18 x 4	18.46-19.03	622-18780400-003	880.32	622-18780400-031	960.08	117
16-18 x 6		622-18780600-003	986.42	622-18780600-031	1,075.78	122
16-18 x 8		622-18780800-003	1,215.86	622-18780800-031	1,325.96	162
16-18 x 10		622-18781000-003	1,663.19	622-18781000-031	1,813.84	216
16-18 x 12		622-18781200-003	1,906.98	622-18781200-031	2,079.68	240
18 x 4	18.87-19.45	622-19200400-003	880.32	622-19200400-031	960.08	117
18 x 6		622-19200600-003	986.43	622-19200600-031	1,075.78	122
18 x 8		622-19200800-003	1,215.86	622-19200800-031	1,325.96	162
18 x 10		622-19201000-003	1,663.19	622-19201000-031	1,817.15	216
18 x 12		622-19201200-003	1,906.98	622-19201200-031	2,079.68	240
18 x 4	19.41-20.01	622-19500400-003	880.32	622-19500400-031	960.08	117
18 x 6		622-19500600-003	986.43	622-19500600-031	1,075.78	122
18 x 8		622-19500800-003	1,215.86	622-19500800-031	1,325.96	162
18 x 10		622-19501000-003	1,663.19	622-19501000-031	1,817.15	216
18 x 12		622-19501200-003	1,906.98	622-19501200-031	2,079.68	240
18-20 x 4	19.88-20.48	622-20000400-003	929.10	622-20000400-031	1013.26	120
18-20 x 6		622-20000600-003	1046.59	622-20000600-031	1,141.49	130
18-20 x 8		622-20000800-003	1,336.27	622-20000800-031	1,457.31	180
18-20 x 10		622-20001000-003	1,800.83	622-20001000-031	1,963.94	232
18-20 x 12		622-20001200-003	1,964.30	622-20001200-031	2,142.21	284
20 x 4	20.29-20.92	622-20640400-003	929.10	622-20640400-031	1013.26	122
20 x 6		622-20640600-003	1046.59	622-20640600-031	1,141.49	130
20 x 8		622-20640800-003	1,336.27	622-20640800-031	1,457.31	180
20 x 10		622-20641000-003	1,800.83	622-20641000-031	1,963.94	232
20 x 12		622-20641200-003	1,964.30	622-20641200-031	2,142.21	284

*Size on size taps require 1/2" undersize shell cutter. Larger size tapping sleeves are available upon request.

TAPPING SLEEVES



622 CARBON STEEL TAPPING SLEEVE

Size on size and reducing



Nominal Size Pipe x Flg. Outlet Inches	O.D. Range Inches	Alloy Bolts & Nuts		304 Stainless Steel Bolts & Nuts		Approx. Weight lbs.
		Catalog Number	List Price	Catalog Number	List Price	
20 x 4	20.93-21.57	622-21320400-003	\$929.10	622-21320400-031	\$1013.26	122
20 x 6		622-21320600-003	1046.59	622-21320600-031	1,141.49	130
20 x 8		622-21320800-003	1,336.27	622-21320800-031	1,457.31	180
20 x 10		622-21321000-003	1,800.83	622-21321000-031	1,963.94	232
20 x 12		622-21321200-003	1,964.30	622-21321200-031	2,142.21	284
20 x 4	21.51-22.15	622-21600400-003	929.10	622-21600400-031	1013.26	122
20 x 6		622-21600600-003	1046.59	622-21600600-031	1,141.49	130
20 x 8		622-21600800-003	1,336.27	622-21600800-031	1,457.31	180
20 x 10		622-21601000-003	1,800.83	622-21601000-031	1,963.94	237
20 x 12		622-21601200-003	1,964.30	622-21601200-031	2,142.21	284
20 x 4	22.16-22.81	622-22680400-003	929.10	622-22680400-031	1013.26	122
20 x 6		622-22680600-003	1046.59	622-22680600-031	1,141.49	130
20 x 8		622-22680800-003	1,336.27	622-22680800-031	1,457.31	180
20 x 10		622-22681000-003	1,800.83	622-22681000-031	1,963.83	237
20 x 12		622-22681200-003	1,964.30	622-22681200-031	2,142.21	295
20 x 4	22.78-23.45	622-22940400-003	1003.65	622-22940400-031	1,094.54	133
20 x 6		622-22940600-003	1,141.26	622-22940600-031	1,244.62	144
20 x 8		622-22940800-003	1,465.32	622-22940800-031	1,598.05	197
20 x 10		622-22941000-003	1,975.81	622-22941000-031	2,154.73	258
20 x 12		622-22941200-003	2,087.55	622-22941200-031	2,276.61	304
24 x 4	23.46-24.16	622-24000400-003	1003.65	622-24000400-031	1,094.54	133
24 x 6		622-24000600-003	1,141.26	622-24000600-031	1,244.62	144
24 x 8		622-24000800-003	1,465.32	622-24000800-031	1,598.05	197
24 x 10		622-24001000-003	1,975.81	622-24001000-031	2,154.73	258
24 x 12		622-24001200-003	2,087.55	622-24001200-031	2,276.61	284
24 x 4	24.15-24.85	622-24500400-003	1003.36	622-24500400-031	1,094.54	135
24 x 6		622-24500600-003	1,141.26	622-24500600-031	1,244.62	144
24 x 8		622-24500800-003	1,465.32	622-24500800-031	1,598.05	200
24 x 10		622-24501000-003	1,684.23	622-24501000-031	1,836.78	260
24 x 12		622-24501200-003	2,087.55	622-24501200-031	2,276.61	286
24 x 4	24.82-25.52	622-25020400-003	1003.36	622-25020400-031	1,094.54	135
24 x 6		622-25020600-003	1,141.26	622-25020600-031	1,244.62	144
24 x 8		622-25020800-003	1,465.32	622-25020800-031	1,598.05	197
24 x 10		622-25021000-003	1,684.23	622-25021000-031	1,836.78	258
24 x 12		622-25021200-003	2,087.55	622-25021200-031	2,276.61	284
24 x 4	25.71-26.41	622-25800400-003	1,066.75	622-25800400-031	1,163.38	149
24 x 6		622-25800600-003	1,201.55	622-25800600-031	1,310.39	157
24 x 8		622-25800800-003	1,557.08	622-25800800-031	1,602.00	219
24 x 10		622-25801000-003	2,090.43	622-25801000-031	2,279.78	286
24 x 12		622-25801200-003	2,231.00	622-25801200-031	2,433.07	304

*Size on size taps require 1/2" undersize shell cutter. Larger size tapping sleeves are available upon request.

TAPPING SLEEVES



622 CARBON STEEL TAPPING SLEEVE
Size on size and reducing



Nominal Size Pipe x Flg. Outlet Inches	O.D. Range Inches	Alloy Bolts & Nuts		304 Stainless Steel Bolts & Nuts		Approx. Weight lbs.
		Catalog Number	List Price	Catalog Number	List Price	
24 x 4	26.55-27.25	622-27120400-003	\$1,066.75	622-27120400-031	\$1,163.38	149
24 x 6		622-27120600-003	1,201.55	622-27120600-031	1,310.39	157
24 x 8		622-27120800-003	1,557.08	622-27120800-031	1,602.00	219
24 x 10		622-27121000-003	2,090.43	622-27121000-031	2,279.78	286
24 x 12		622-27121200-003	2,231.00	622-27121200-031	2,433.07	304
24 x 4	27.26-27.96	622-27460400-003	1,066.75	622-27460400-031	1,163.38	149
24 x 6		622-27460600-003	1,201.55	622-27460600-031	1,310.39	157
24 x 8		622-27460800-003	1,557.08	622-27460800-031	1,602.00	219
24 x 10		622-27461000-003	2,090.43	622-27461000-031	2,279.78	286
24 x 12		622-27461200-003	2,231.00	622-27461200-031	2,433.07	304
24 x 4	28.14-28.84	622-28340400-003	1,066.75	622-28340400-031	1,163.38	149
24 x 6		622-28340600-003	1,201.55	622-28340600-031	1,310.39	157
24 x 8		622-28340800-003	1,557.08	622-28340800-031	1,602.00	219
24 x 10		622-28341000-003	2,090.43	622-28341000-031	2,279.78	286
24 x 12		622-28341200-003	2,231.00	622-28341200-031	2,433.07	304
30 x 4	29.78-30.48	622-30000400-003	1,167.11	622-30000400-031	1,272.81	156
30 x 6		622-30000600-003	1,333.44	622-30000600-031	1,454.23	160
30 x 8		622-30000800-003	1,756.55	622-30000800-031	1,888.85	219
30 x 10		622-30001000-003	2,150.68	622-30001000-031	2,345.46	292
30 x 12		622-30001200-003	2,276.84	622-30001200-031	2,483.08	315
30 x 4	30.48-31.18	622-30750400-003	1,167.11	622-30750400-031	1,272.81	156
30 x 6		622-30750600-003	1,333.44	622-30750600-031	1,454.23	160
30 x 8		622-30750800-003	1,756.55	622-30750800-031	1,888.96	219
30 x 10		622-30751000-003	2,150.68	622-30751000-031	2,345.46	292
30 x 12		622-30751200-003	2,276.84	622-30751200-031	2,483.08	315
30 x 4	31.52-32.22	622-32000400-003	1,167.11	622-32000400-031	1,272.81	156
30 x 6		622-32000600-003	1,333.44	622-32000600-031	1,454.23	160
30 x 8		622-32000800-003	1,756.55	622-32000800-031	1,888.85	219
30 x 10		622-32001000-003	2,150.68	622-32001000-031	2,345.46	292
30 x 12		622-32001200-003	2,276.84	622-32001200-031	2,483.08	315

*Size on size taps require 1/2" undersize shell cutter. Larger size tapping sleeves are available upon request.

TAPPING SLEEVES



622 CARBON STEEL TAPPING SLEEVE WITH MJ OUTLET

Size on size and reducing



Nominal Size Pipe x Flg. Outlet Inches	O.D. Range Inches	Alloy Bolts & Nuts		304 Stainless Steel Bolts & Nuts		Approx. Weight lbs.
		Catalog Number	List Price	Catalog Number	List Price	
4 x 4* 4 x 4*	4.50	622-045004MJ-203	\$749.33	622-045004MJ-231	\$813.76	40
	4.80	622-048004MJ-203	749.33	622-048004MJ-231	813.76	40
6 x 4 6 x 6*	6.57-6.73	622-066304MJ-003	689.19	622-066304MJ-031	748.14	78
		622-066306MJ-203	826.80	622-066306MJ-231	895.90	90
6 x 4 6 x 6*	6.90-7.20	622-069004MJ-003	689.19	622-069004MJ-031	748.14	78
		622-069006MJ-203	826.80	622-069006MJ-231	895.90	90
6 x 4 6 x 6*	7.07-7.40	622-072004MJ-003	689.19	622-072004MJ-031	748.14	78
		622-072006MJ-203	826.80	622-072006MJ-231	895.90	90
6 x 4	7.40-7.73	622-074504MJ-003	689.19	622-074504MJ-031	748.14	78
8 x 4 8 x 6	7.80-8.13	622-080004MJ-003	746.61	622-080004MJ-031	810.75	85
		622-080006MJ-003	837.76	622-080006MJ-031	907.86	98
8 x 4 8 x 6 8 x 8*	8.36-8.75	622-086304MJ-003	746.61	622-086304MJ-031	810.75	85
		622-086306MJ-003	837.76	622-086306MJ-031	907.86	98
		622-086308MJ-203	1,060.21	622-086308MJ-231	1,148.12	131
8 x 8*	8.73-9.12	622-088008MJ-203	1,060.21	622-088008MJ-231	1,148.12	92
8 x 4 8 x 6 8 x 8*	9.05-9.40	622-090504MJ-003	746.61	622-090504MJ-031	810.75	85
		622-090506MJ-003	837.76	622-090506MJ-031	907.86	98
		622-090508MJ-203	1,060.21	622-090508MJ-231	1,148.12	131
8 x 4 8 x 6 8 x 8*	9.27-9.69	622-094004MJ-003	746.61	622-094004MJ-031	810.75	85
		622-094006MJ-003	837.76	622-094006MJ-031	907.86	98
		622-094008MJ-203	1,059.51	622-094008MJ-231	1,148.12	131
8-10 x 4 8-10 x 6 8-10 x 8*	9.68-10.10	622-100004MJ-003	752.08	622-100004MJ-031	816.74	89
		622-100006MJ-003	859.66	622-100006MJ-031	931.75	105
		622-100008MJ-203	1,128.58	622-100008MJ-231	1,189.88	139
10 x 4 10 x 6 10 x 8 10 x 10*	10.45-10.88	622-107504MJ-003	752.08	622-107504MJ-031	816.74	89
		622-107506MJ-003	859.66	622-107506MJ-031	931.75	125
		622-107508MJ-003	1,098.49	622-107508MJ-031	1,189.88	139
		622-107510MJ-203	1,430.31	622-107510MJ-231	1,549.44	153
10 x 4 10 x 6 10 x 8 10 x 10*	11.03-11.47	622-111004MJ-003	752.08	622-111004MJ-031	816.74	94
		622-111006MJ-003	859.66	622-111006MJ-031	931.75	105
		622-111008MJ-003	1,098.49	622-111008MJ-031	1,189.88	139
		622-111010MJ-203	1,430.31	622-111010MJ-231	1,549.44	153
10 x 4 10 x 6 10 x 8 10 x 10*	11.36-11.80	622-114004MJ-003	752.08	622-114004MJ-031	816.74	89
		622-114006MJ-003	859.66	622-114006MJ-031	931.75	105
		622-114008MJ-003	1,098.49	622-114008MJ-031	1,189.88	139
		622-114010MJ-203	1,430.31	622-114010MJ-231	1,549.44	153
10-12 x 4 10-12 x 6 10-12 x 8 10-12 x 10*	11.76-12.20	622-120004MJ-003	809.50	622-120004MJ-031	879.35	104
		622-120006MJ-003	906.12	622-120006MJ-031	982.42	114
		622-120008MJ-003	1,161.41	622-120008MJ-031	1,258.51	149
		622-120010MJ-203	1,591.64	622-120010MJ-231	1,725.42	185

*Size on size taps require 1/2" undersize shell cutter. Larger size tapping sleeves are available upon request.

TAPPING SLEEVES



622 CARBON STEEL TAPPING SLEEVE WITH MJ OUTLET

Size on size and reducing



Nominal Size Pipe x Flg. Outlet Inches	O.D. Range Inches	Alloy Bolts & Nuts		304 Stainless Steel Bolts & Nuts		Approx. Weight lbs.
		Catalog Number	List Price	Catalog Number	List Price	
12 x 4 12 x 6 12 x 8 12 x 10 12 x 12*	12.42-12.88	622-127504MJ-003	\$809.50	622-127504MJ-031	\$879.35	104
		622-127506MJ-003	906.12	622-127506MJ-031	982.42	114
		622-127508MJ-003	1,161.41	622-127508MJ-031	1,258.51	149
		622-127510MJ-003	1,591.64	622-127510MJ-031	1,725.42	185
		622-127512MJ-203	1,767.55	622-127512MJ-231	1,914.94	217
12 x 4 12 x 6 12 x 8 12 x 10 12 x 12*	13.13-13.60	622-132004MJ-003	809.50	622-132004MJ-031	879.35	104
		622-132006MJ-003	906.12	622-132006MJ-031	982.42	114
		622-132008MJ-003	1,161.41	622-132008MJ-031	1,258.51	149
		622-132010MJ-003	1,591.64	622-132010MJ-031	1,725.42	185
		622-132012MJ-203	1,767.55	622-132012MJ-231	1,914.94	217
12 x 4 12 x 6 12 x 8 12 x 10 12 x 12*	13.60-14.09	622-138204MJ-003	809.50	622-138204MJ-031	879.35	104
		622-138206MJ-003	906.12	622-138206MJ-031	982.42	111
		622-138208MJ-003	1,161.41	622-138208MJ-031	1,258.51	149
		622-138210MJ-003	1,591.64	622-138210MJ-031	1,725.42	185
		622-138212MJ-203	1,767.55	622-138212MJ-231	1,914.94	217
12 x 4 12 x 6 12 x 8 12 x 10 12 x 12*	14.10-14.58	622-142504MJ-003	809.50	622-142504MJ-031	879.35	110
		622-142506MJ-003	906.12	622-142506MJ-031	982.42	121
		622-142508MJ-003	1,161.41	622-142508MJ-031	1,258.51	159
		622-142510MJ-003	1,591.64	622-142510MJ-031	1,725.42	219
		622-142512MJ-203	1,767.55	622-142512MJ-231	1,914.94	245
12 x 4 12 x 6 12 x 8 12 x 10 12 x 12	14.59-15.08	622-147504MJ-003	845.09	622-147504MJ-031	918.16	115
		622-147506MJ-003	963.60	622-147506MJ-031	1045.11	121
		622-147508MJ-003	1,161.41	622-147508MJ-031	1,258.51	162
		622-147510MJ-003	1,591.64	622-147510MJ-031	1,725.42	219
		622-147512MJ-003	1,767.55	622-147512MJ-031	1,914.94	245
14 x 4 14 x 6 14 x 8 14 x 10 14 x 12	15.23-15.72	622-153004MJ-003	845.09	622-153004MJ-031	918.16	117
		622-153006MJ-003	963.60	622-153006MJ-031	1045.11	121
		622-153008MJ-003	1,227.04	622-153008MJ-031	1,330.09	162
		622-153010MJ-003	1,544.92	622-153010MJ-031	1,674.46	219
		622-153012MJ-003	1,838.68	622-153012MJ-031	1,992.50	245
14-16 x 4 14-16 x 6 14-16 x 8 14-16 x 10 14-16 x 12	15.73-16.22	622-160004MJ-003	845.09	622-160004MJ-031	918.16	117
		622-160006MJ-003	963.60	622-160006MJ-031	1045.11	121
		622-160008MJ-003	1,227.04	622-160008MJ-031	1,330.09	162
		622-160010MJ-003	1,544.92	622-160010MJ-031	1,674.46	219
		622-160012MJ-003	1,838.68	622-160012MJ-031	1,992.50	245
14-16 x 4 14-16 x 6 14-16 x 8 14-16 x 10 14-16 x 12	16.30-16.73	622-164704MJ-003	845.09	622-164704MJ-031	918.16	115
		622-164706MJ-003	963.60	622-164706MJ-031	1045.11	121
		622-164708MJ-003	1,227.04	622-164708MJ-031	1,330.09	162
		622-164710MJ-003	1,544.92	622-164710MJ-031	1,674.46	219
		622-164712MJ-003	1,838.68	622-164712MJ-031	1,992.50	245

*Size on size taps require 1/2" undersize shell cutter. Larger size tapping sleeves are available upon request.

TAPPING SLEEVES



622 CARBON STEEL TAPPING SLEEVE WITH MJ OUTLET

Size on size and reducing



Nominal Size Pipe x Flg. Outlet Inches	O.D. Range Inches	Alloy Bolts & Nuts		304 Stainless Steel Bolts & Nuts		Approx. Weight lbs.
		Catalog Number	List Price	Catalog Number	List Price	
14-16 x 4 14-16 x 6 14-16 x 8 14-16 x 10 14-16 x 12	16.74-17.26	622-168404MJ-003	\$845.09	622-168404MJ-031	\$918.16	115
		622-168406MJ-003	963.60	622-168406MJ-031	1045.11	121
		622-168408MJ-003	1,227.04	622-168408MJ-031	1,330.09	162
		622-168410MJ-003	1,544.92	622-168410MJ-031	1,674.46	219
		622-168412MJ-003	1,838.68	622-168412MJ-031	1,992.50	245
16 x 4 16 x 6 16 x 8 16 x 10 16 x 12	17.33-17.87	622-174004MJ-003	894.16	622-174004MJ-031	971.71	124
		622-174006MJ-003	1022.83	622-174006MJ-031	1,109.70	133
		622-174008MJ-003	1,271.40	622-174008MJ-031	1,378.47	176
		622-174010MJ-003	1,731.84	622-174010MJ-031	1,878.31	231
		622-174012MJ-003	1,994.39	622-174012MJ-031	2,162.29	260
16-18 x 4 16-18 x 6 16-18 x 8 16-18 x 10 16-18 x 12	17.88-18.43	622-180004MJ-003	894.16	622-180004MJ-031	971.71	124
		622-180006MJ-003	1022.83	622-180006MJ-031	1,109.70	133
		622-180008MJ-003	1,271.40	622-180008MJ-031	1,378.47	176
		622-180010MJ-003	1,731.84	622-180010MJ-031	1,878.31	231
		622-180012MJ-003	1,994.39	622-180012MJ-031	2,162.29	261
16-18 x 4 16-18 x 6 16-18 x 8 16-18 x 10 16-18 x 12	18.46-19.03	622-187804MJ-003	894.16	622-187804MJ-031	971.71	124
		622-187806MJ-003	1022.83	622-187806MJ-031	1,109.70	133
		622-187808MJ-003	1,271.40	622-187808MJ-031	1,378.47	176
		622-187810MJ-003	1,731.84	622-187810MJ-031	1,878.31	231
		622-187812MJ-003	1,994.39	622-187812MJ-031	2,162.29	261
18 x 4 18 x 6 18 x 8 18 x 10 18 x 12	18.87-19.45	622-192004MJ-003	894.16	622-192004MJ-031	971.71	124
		622-192006MJ-003	1022.83	622-192006MJ-031	1,109.70	133
		622-192008MJ-003	1,271.40	622-192008MJ-031	1,378.47	176
		622-192010MJ-003	1,731.84	622-192010MJ-031	1,878.31	231
		622-192012MJ-003	1,994.39	622-192012MJ-031	2,162.29	261
18 x 4 18 x 6 18 x 8 18 x 10 18 x 12	19.41-20.01	622-195004MJ-003	894.16	622-195004MJ-031	971.71	124
		622-195006MJ-003	1022.83	622-195006MJ-031	1,109.70	133
		622-195008MJ-003	1,271.40	622-195008MJ-031	1,378.47	176
		622-195010MJ-003	1,731.84	622-195010MJ-031	1,878.31	231
		622-195012MJ-003	1,994.39	622-195012MJ-031	2,162.29	261
18-20 x 4 18-20 x 6 18-20 x 8 18-20 x 10 18-20 x 12	19.88-20.48	622-200004MJ-003	941.58	622-200004MJ-031	1023.39	129
		622-200006MJ-003	1,081.33	622-200006MJ-031	1,173.59	141
		622-200008MJ-003	1,388.48	622-200008MJ-031	1,506.15	194
		622-200010MJ-003	1,865.67	622-200010MJ-031	2,024.24	247
		622-200012MJ-003	2,050.11	622-200012MJ-031	2,223.09	300
20 x 4 20 x 6 20 x 8 20 x 10 20 x 12	20.29-20.92	622-206404MJ-003	941.58	622-206404MJ-031	1023.39	129
		622-206406MJ-003	1,081.33	622-206406MJ-031	1,173.59	141
		622-206408MJ-003	1,388.48	622-206408MJ-031	1,506.15	194
		622-206410MJ-003	1,865.67	622-206410MJ-031	2,024.24	247
		622-206412MJ-003	2,050.11	622-206412MJ-031	2,223.09	300

*Size on size taps require 1/2" undersize shell cutter. Larger size tapping sleeves are available upon request.

TAPPING SLEEVES



622 CARBON STEEL TAPPING SLEEVE WITH MJ OUTLET

Size on size and reducing



Nominal Size Pipe x Flg. Outlet Inches	O.D. Range Inches	Alloy Bolts & Nuts		304 Stainless Steel Bolts & Nuts		Approx. Weight lbs.
		Catalog Number	List Price	Catalog Number	List Price	
20 x 4 20 x 6 20 x 8 20 x 10 20 x 12	20.93-21.57	622-213204MJ-003	\$941.58	622-213204MJ-031	\$1023.39	129
		622-213206MJ-003	1,081.33	622-213206MJ-031	1,173.59	141
		622-213208MJ-003	1,388.48	622-213208MJ-031	1,506.15	194
		622-213210MJ-003	1,865.67	622-213210MJ-031	2,024.24	247
		622-213212MJ-003	2,050.11	622-213212MJ-031	2,223.09	300
20 x 4 20 x 6 20 x 8 20 x 10 20 x 12	21.51-22.15	622-216004MJ-003	941.58	622-216004MJ-031	1023.39	129
		622-216006MJ-003	1,081.33	622-216006MJ-031	1,173.59	141
		622-216008MJ-003	1,388.48	622-216008MJ-031	1,506.15	194
		622-216010MJ-003	1,865.67	622-216010MJ-031	2,024.24	247
		622-216012MJ-003	2,050.11	622-216012MJ-031	2,223.09	300
20 x 4 20 x 6 20 x 8 20 x 10 20 x 12	22.16-22.81	622-226804MJ-003	941.58	622-226804MJ-031	1023.39	129
		622-226806MJ-003	1,081.33	622-226806MJ-031	1,173.59	141
		622-226808MJ-003	1,388.48	622-226808MJ-031	1,506.15	194
		622-226810MJ-003	1,865.67	622-226810MJ-031	2,024.24	247
		622-226812MJ-003	2,050.11	622-226812MJ-031	2,223.09	300
20 x 4 20 x 6 20 x 8 20 x 10 20 x 12	22.78-23.45	622-229404MJ-003	1014.06	622-229404MJ-031	1,102.43	140
		622-229406MJ-003	1,173.35	622-229406MJ-031	1,273.84	155
		622-229408MJ-003	1,513.96	622-229408MJ-031	1,642.99	211
		622-229410MJ-003	2,035.78	622-229410MJ-031	2,209.73	273
		622-229412MJ-003	2,169.94	622-229412MJ-031	2,353.74	300
24 x 4 24 x 6 24 x 8 24 x 10 24 x 12	23.46-24.16	622-240004MJ-003	1014.06	622-240004MJ-031	1,102.43	140
		622-240006MJ-003	1,173.35	622-240006MJ-031	1,273.84	155
		622-240008MJ-003	1,513.96	622-240008MJ-031	1,642.99	211
		622-240010MJ-003	2,035.78	622-240010MJ-031	2,209.73	273
		622-240012MJ-003	2,169.94	622-240012MJ-031	2,353.74	300
24 x 4 24 x 6 24 x 8 24 x 10 24 x 12	24.15-24.85	622-245004MJ-003	1014.06	622-245004MJ-031	1,102.43	140
		622-245006MJ-003	1,173.35	622-245006MJ-031	1,273.84	155
		622-245008MJ-003	1,513.96	622-245008MJ-031	1,642.99	211
		622-245010MJ-003	2,035.78	622-245010MJ-031	2,209.73	273
		622-245012MJ-003	2,169.94	622-245012MJ-031	2,353.74	300
24 x 4 24 x 6 24 x 8 24 x 10 24 x 12	24.82-25.52	622-250204MJ-003	1014.06	622-250204MJ-031	1,102.43	140
		622-250206MJ-003	1,173.35	622-250206MJ-031	1,273.84	155
		622-250208MJ-003	1,513.96	622-250208MJ-031	1,642.99	211
		622-250210MJ-003	2,035.78	622-250210MJ-031	2,209.73	273
		622-250212MJ-003	2,169.94	622-250212MJ-031	2,353.74	300
24 x 4 24 x 6 24 x 8 24 x 10 24 x 12	25.71-26.41	622-258004MJ-003	1,075.40	622-258004MJ-031	1,169.33	155
		622-258006MJ-003	1,231.99	622-258006MJ-031	1,337.79	168
		622-258008MJ-003	1,603.68	622-258008MJ-031	1,646.83	233
		622-258010MJ-003	2,147.23	622-258010MJ-031	2,331.32	301
		622-258012MJ-003	2,309.41	622-258012MJ-031	2,505.88	320

*Size on size taps require 1/2" undersize shell cutter. Larger size tapping sleeves are available upon request.

TAPPING SLEEVES



622 CARBON STEEL TAPPING SLEEVE WITH MJ OUTLET

Size on size and reducing



Nominal Size Pipe x Flg. Outlet Inches	O.D. Range Inches	Alloy Bolts & Nuts		304 Stainless Steel Bolts & Nuts		Approx. Weight lbs.
		Catalog Number	List Price	Catalog Number	List Price	
24 x 4 24 x 6 24 x 8 24 x 10 24 x 12	26.55-27.25	622-271204MJ-003	\$1,075.40	622-271204MJ-031	\$1,169.33	156
		622-271206MJ-003	1,231.99	622-271206MJ-031	1,337.79	168
		622-271208MJ-003	1,603.68	622-271208MJ-031	1,646.83	233
		622-271210MJ-003	2,147.23	622-271210MJ-031	2,331.32	301
		622-271212MJ-003	2,309.41	622-271212MJ-031	2,505.88	320
24 x 4 24 x 6 24 x 8 24 x 10 24 x 12	27.26-27.96	622-274604MJ-003	1,075.40	622-274604MJ-031	1,169.33	156
		622-274606MJ-003	1,231.99	622-274606MJ-031	1,337.79	168
		622-274608MJ-003	1,603.68	622-274608MJ-031	1,646.83	233
		622-274610MJ-003	2,147.23	622-274610MJ-031	2,331.32	301
		622-274612MJ-003	2,309.41	622-274612MJ-031	2,505.88	320
24 x 4 24 x 6 24 x 8 24 x 10 24 x 12	28.14-28.84	622-283404MJ-003	1,075.40	622-283404MJ-031	1,169.33	156
		622-283406MJ-003	1,231.99	622-283406MJ-031	1,337.79	168
		622-283408MJ-003	1,603.68	622-283408MJ-031	1,646.83	233
		622-283410MJ-003	2,147.23	622-283410MJ-031	2,331.32	301
		622-283412MJ-003	2,309.41	622-283412MJ-031	2,505.88	320
30 x 4 30 x 6 30 x 8 30 x 10 30 x 12	29.78-30.48	622-300004MJ-003	1,172.97	622-300004MJ-031	1,275.75	163
		622-300006MJ-003	1,360.21	622-300006MJ-031	1,477.64	171
		622-300008MJ-003	1,797.08	622-300008MJ-031	1,925.71	233
		622-300010MJ-003	2,205.80	622-300010MJ-031	2,395.17	307
		622-300012MJ-003	2,353.97	622-300012MJ-031	2,554.49	331
30 x 4 30 x 6 30 x 8 30 x 10 30 x 12	30.48-31.18	622-307504MJ-003	1,172.97	622-307504MJ-031	1,275.75	163
		622-307506MJ-003	1,360.21	622-307506MJ-031	1,477.64	171
		622-307508MJ-003	1,797.08	622-307508MJ-031	1,925.71	233
		622-307510MJ-003	2,205.80	622-307510MJ-031	2,395.17	307
		622-307512MJ-003	2,353.97	622-307512MJ-031	2,554.49	331
30 x 4 30 x 6 30 x 8 30 x 10 30 x 12	31.52-32.22	622-320004MJ-003	1,172.97	622-320004MJ-031	1,275.75	163
		622-320006MJ-003	1,360.21	622-320006MJ-031	1,477.64	171
		622-320008MJ-003	1,797.08	622-320008MJ-031	1,925.71	233
		622-320010MJ-003	2,205.80	622-320010MJ-031	2,395.17	307
		622-320012MJ-003	2,353.97	622-320012MJ-031	2,554.49	331

*Size on size taps require 1/2" undersize shell cutter. Larger size tapping sleeves are available upon request.

623 & 624 FABRICATED MECHANICAL JOINT TAPPING SLEEVES



- Lightweight alternatives to case mechanical joint type sleeves.
- Both styles can be fabricated to your specific applications requirements in either Carbon or Stainless Steel.
- Both utilize gland gaskets, suited to applications where pipe condition at the tap location will not accommodate a neck seal.
- The 624 style has true MJ end seals as opposed to the 623 that has more of a coupling design.
- For more information, please contact Smith-Blair customer service or your Territory Manager.

Fabricated 623 and 624 styles are priced on specific application and therefore non-returnable



625 TAPPING SLEEVES

For Concrete Cylinder or Concrete Coated Pipe

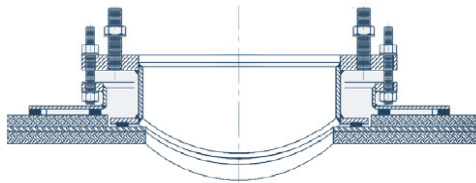
Type 625 Tapping Sleeves can be made to

accommodate any size concrete cylinder or concrete coated steel pipe.

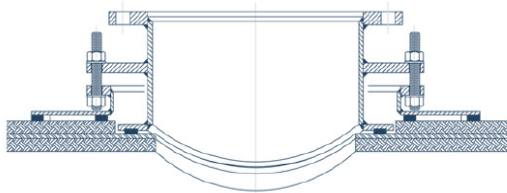
These are designed specifically for lined and coated for both pre-stressed and non-pre-stressed concrete cylinder pipe. The sleeve's versatility assures a quality controlled installation, even under adverse conditions. During installation, no welding is required and stripping of the concrete coating is eliminated, except in the outlet area.

The body of the sleeve can be mounted on the pipe before the reinforcing wires are removed from the steel cylinder, and the outlet neck can be inserted after the reinforcing wires are removed.

The concave wedge gasket seals efficiently. A series of studs compresses the adjustable outlet against



Optional 2 Flange Design



Optional 3 Flange Design

Type 625 Tapping Sleeves can be made to accommodate any size of concrete cylinder or concrete coated pipe. Solid back half available upon request. Stainless steel also available.

Note: Carbon steel bodies with stainless steel hardware will be furnished with carbon steel straps and welded to stainless steel studs as standard.


Our Engineers will need the following information to assure proper fit:

1. OD of steel cylinder.
2. OD thickness of concrete
3. Outlet size
4. Line pressure
5. Line Contents
6. Any desired special coatings required
7. Any special hardware requirements
8. Any unusual conditions
9. Preference of straps or solid back
10. Brand name of tapping valve used on 14" or larger outlets.


Priced On Application

Non-Returnable

Specials




626 WELD ON TAPPING SLEEVES



Type 1

Flange and Neck Only



Type 2

Flange, Neck and Weld Plate

An economical means of making taps on steel pipes.

These come in four different styles and are available in sizes 3" and up. Available in both carbon or stainless steel.

NON-RETURNABLE SPECIALS



Type 3

Top Half Tapping Sleeve



Type 4

Split Body Three Pieces

627 TAPPING SLEEVES

Fabricated Weld-On Outlet



Type 1

Full Body Two Piece Tapping Sleeve



Type 2

Full Body, Three Piece Tapping Sleeve

An economical means of making taps on steel pipes. These come in two different styles and are available in sizes 3" and up. Available in both carbon or stainless steel.

NON-RETURNABLE SPECIALS

TAPPING SLEEVES



662 & 663 STAINLESS STEEL TAPPING SLEEVES

Size on size and reducing



Nominal Size Pipe x Flg. Outlet Inches	O.D. Range Inches	Carbon Steel Flexi-Coat®Epoxy Coated Flange		304 Stainless Steel Flange		Approx. Weight lbs.
		Catalog Number	List Price	Catalog Number	List Price	
4 x 4	4.46-4.86	662-04800400-200	\$788.38	663-04800400-200	\$1007.77	32
4 x 4	4.80-5.10	662-05000400-200	788.38	663-05000400-200	1007.77	32
4 x 4	4.95-5.25	662-05100400-200	788.38	663-05100400-200	1007.77	32
6 x 4 6 x 6	6.59-6.99	662-06630400-000	765.80	663-06630400-000	1042.88	39
		662-06630600-200	875.83	663-06630600-200	1,117.27	43
6 x 4 6 x 6	6.84-7.30	662-06900400-000	765.80	663-06900400-000	1042.88	39
		662-06900600-200	875.83	663-06900600-200	1,117.27	44
6 x 4 6 x 6	7.10-7.50	662-07200400-000	765.80	663-07200400-000	1042.88	38
		662-07200600-200	875.83	663-07200600-200	1,117.27	43
6 x 4 6 x 6	7.40-7.80	662-07450400-000	765.80	663-07450400-000	1042.88	39
		662-07450600-200	875.83	663-07450600-200	1,117.27	43
8 x 4 8 x 6	7.90-8.30	662-08000400-000	842.61	663-08000400-000	1,074.40	43
		662-08000600-000	882.87	663-08000600-000	1,164.50	47
8 x 4 8 x 6 8 x 8	8.62-9.06	662-08630400-000	842.61	663-08630400-000	1,074.40	43
		662-08630600-000	882.87	663-08630600-000	1,164.50	47
		662-08630800-200	1,113.60	663-08630800-200	1,491.33	63
8 x 4 8 x 6 8 x 8	8.99-9.45	662-09050400-000	842.61	663-09050400-000	1,074.40	43
		662-09050600-000	882.87	663-09050600-000	1,164.50	49
		662-09050800-200	1,113.60	663-09050800-200	1,491.33	63
8 x 4 8 x 6 8 x 8	9.20-9.60	662-09450400-000	842.61	663-09450400-000	1,074.40	43
		662-09450600-000	882.87	663-09450600-000	1,164.50	49
		662-09450800-200	1,113.60	663-09450800-200	1,491.33	63
8 x 4 8 x 6 8 x 8	9.60-10.00	662-09650400-000	842.61	663-09650400-000	1,074.40	43
		662-09650600-000	882.87	663-09650600-000	1,164.50	47
		662-09650800-200	1,113.60	663-09650800-200	1,491.33	63
10 x 4 10 x 6 10 x 8	9.90-10.30	662-10000400-000	886.33	663-10000400-000	1,245.15	47
		662-10000600-000	924.81	663-10000600-000	1,348.23	51
		662-10000800-000	1,124.08	663-10000800-000	1,638.16	70
10 x 4 10 x 6 10 x 8 10 x 10	10.73-11.13	662-10750400-000	886.33	663-10750400-000	1,245.15	47
		662-10750600-000	924.81	663-10750600-000	1,348.23	51
		662-10750800-000	1,124.08	663-10750800-000	1,638.16	70
		662-10751000-200	1,906.51	663-10751000-200	2,502.75	75
10 x 4 10 x 6 10 x 8 10 x 10	11.05-11.45	662-11100400-000	886.33	663-11100400-000	1,245.15	47
		662-11100600-000	924.81	663-11100600-000	1,348.23	51
		662-11100800-000	1,124.08	663-11100800-000	1,638.16	70
		662-11101000-200	1,906.51	663-11101000-200	2,502.75	75

Larger size tapping sleeves available.

TAPPING SLEEVES



662 & 663 STAINLESS STEEL TAPPING SLEEVES

Size on size and reducing



Nominal Size Pipe x Flg. Outlet Inches	O.D. Range Inches	Carbon Steel Flexi-Coat®Epoxy Coated Flange		304 Stainless Steel Flange		Approx. Weight lbs.
		Catalog Number	List Price	Catalog Number	List Price	
10 x 4 10 x 6 10 x 8 10 x 10	11.70-12.10	662-11750400-000	\$886.33	663-11750400-000	\$1,245.15	47
		662-11750600-000	924.81	663-11750600-000	1,348.23	51
		662-11750800-000	1,124.08	663-11750800-000	1,638.16	70
		662-11751000-200	1,906.51	663-11751000-200	2,502.75	75
10 x 4 10 x 6 10 x 8 10 x 10	12.00-12.40	662-12000400-000	886.33	663-12000400-000	1,245.15	47
		662-12000600-000	924.81	663-12000600-000	1,348.23	51
		662-12000800-000	1,124.08	663-12000800-000	1,638.16	70
		662-12001000-200	1,906.51	663-12001000-200	2,502.75	75
12 x 4 12 x 6 12 x 8 12 x 10 12 x 12	12.50-12.90	662-12750400-000	949.23	663-12750400-000	1,389.74	51
		662-12750600-000	1019.21	663-12750600-000	1,540.78	56
		662-12750800-000	1,214.85	663-12750800-000	1,933.11	75
		662-12751000-000	1,989.28	663-12751000-000	2,453.06	80
		662-12751200-200	2,165.39	663-12751200-200	2,843.75	110
12 x 4 12 x 6 12 x 8 12 x 10 12 x 12	13.16-13.56	662-13200400-000	949.23	663-13200400-000	1,389.74	51
		662-13200600-000	1019.21	663-13200600-000	1,540.78	56
		662-13200800-000	1,214.85	663-13200800-000	1,933.11	75
		662-13201000-000	1,989.28	663-13201000-000	2,453.06	80
		662-13201200-200	2,165.39	663-13201200-200	2,843.75	110
12 x 4 12 x 6 12 x 8 12 x 10 12 x 12	13.60-14.09	662-13820400-000	949.23	663-13820400-000	1,389.74	51
		662-13820600-000	1019.21	663-13820600-000	1,540.78	55
		662-13820800-000	1,214.85	663-13820800-000	1,933.11	75
		662-13821000-000	1,989.28	663-13821000-000	2,453.06	80
		662-13821200-200	2,165.39	663-13821200-200	2,843.75	110
12 x 4 12 x 6 12 x 8 12 x 10 12 x 12	14.10-14.58	662-14250400-000	949.23	663-14250400-000	1,389.74	51
		662-14250600-000	1019.21	663-14250600-000	1,540.78	58
		662-14250800-000	1,214.85	663-14250800-000	1,933.11	75
		662-14251000-000	1,989.28	663-14251000-000	2,453.06	80
		662-14251200-200	2,165.39	663-14251200-200	2,843.75	110
14 x 4 14 x 6 14 x 8 14 x 10 14 x 12	15.30-15.80	662-15300400-000	1,432.74	663-15300400-000	1,640.99	72
		662-15300600-000	1,485.63	663-15300600-000	1,769.73	76
		662-15300800-000	1,938.65	663-15300800-000	2,215.16	95
		662-15301000-000	2,607.54	663-15301000-000	2,735.64	102
		662-15301200-000	2,866.84	663-15301200-000	2,997.26	135
14 x 4 14 x 6 14 x 8 14 x 10 14 x 12	15.80-16.30	662-16000400-000	1,432.74	663-16000400-000	1,640.99	72
		662-16000600-000	1,485.63	663-16000600-000	1,769.73	76
		662-16000800-000	1,938.65	663-16000800-000	2,215.16	95
		662-16001000-000	2,607.54	663-16001000-000	2,735.64	102
		662-16001200-000	2,866.84	663-16001200-000	2,997.26	135

Larger size tapping sleeves available.

TAPPING SLEEVES



662 & 663 STAINLESS STEEL TAPPING SLEEVES

Size on size and reducing



Nominal Size Pipe x Flg. Outlet Inches	O.D. Range Inches	Carbon Steel Flexi-Coat®Epoxy Coated Flange		304 Stainless Steel Flange		Approx. Weight lbs.
		Catalog Number	List Price	Catalog Number	List Price	
14 x 4 14 x 6 14 x 8 14 x 10 14 x 12	16.40-16.80	662-16400400-000	\$1,432.74	663-16400400-000	\$1,640.99	72
		662-16400600-000	1,485.63	663-16400600-000	1,769.73	76
		662-16400800-000	1,938.65	663-16400800-000	2,215.16	95
		662-16401000-000	2,607.54	663-16401000-000	2,735.64	102
		662-16401200-000	2,866.84	663-16401200-000	2,997.26	135
16 x 4 16 x 6 16 x 8 16 x 10 16 x 12	17.40-17.80	662-17400400-000	1,775.88	663-17400400-000	2,039.53	77
		662-17400600-000	1,831.42	663-17400600-000	2,312.46	82
		662-17400800-000	2,121.49	663-17400800-000	2,513.53	103
		662-17401000-000	2,947.23	663-17401000-000	3,075.35	108
		662-17401200-000	3,120.24	663-17401200-000	3,447.13	145
16-18 x 4 16-18 x 6 16-18 x 8 16-18 x 10 16-18 x 12	18.60-19.20	662-18700400-000	1,775.88	663-18700400-000	2,039.53	77
		662-18700600-000	1,831.42	663-18700600-000	2,312.46	82
		662-18700800-000	2,121.49	663-18700800-000	2,513.53	103
		662-18701000-000	2,947.23	663-18701000-000	3,075.35	108
		662-18701200-000	3,120.24	663-18701200-000	3,447.13	145
18-20 x 4 18-20 x 6 18-20 x 8 18-20 x 10 18-20 x 12	19.50-20.10	662-19500400-000	1,819.88	663-19500400-000	2,175.45	78
		662-19500600-000	1,874.07	663-19500600-000	2,597.73	82
		662-19500800-000	2,140.18	663-19500800-000	2,808.86	105
		662-19501000-000	3,034.65	663-19501000-000	3,299.03	111
		662-19501200-000	3,207.40	663-19501200-000	3,956.90	147
18-20 x 4 18-20 x 6 18-20 x 8 18-20 x 10 18-20 x 12	20.90-21.59	662-20900400-000	1,819.88	663-20900400-000	2,175.45	82
		662-20900600-000	1,874.07	663-20900600-000	2,597.73	82
		662-20900800-000	2,140.18	663-20900800-000	2,808.86	105
		662-20901000-000	3,034.65	663-20901000-000	3,299.03	111
		662-20901200-000	3,207.40	663-20901200-000	3,956.90	147
20 x 4 20 x 6 20 x 8 20 x 10 20 x 12	21.60-22.40	662-21600400-000	2,121.47	663-21600400-000	2,261.25	88
		662-21600600-000	2,177.70	663-21600600-000	2,682.37	94
		662-21600800-000	2,612.72	663-21600800-000	2,848.45	118
		662-21601000-000	3,461.69	663-21601000-000	3,785.60	124
		662-21601200-000	3,694.23	663-21601200-000	4,294.35	160
20-24 x 4 20-24 x 6 20-24 x 8 20-24 x 10 20-24 x 12	23.50-24.20	662-23500400-000	2,236.12	663-23500400-000	2,476.30	95
		662-23500600-000	2,291.48	663-23500600-000	2,554.65	100
		662-23500800-000	2,740.03	663-23500800-000	2,958.80	122
		662-23501000-000	3,659.28	663-23501000-000	3,840.48	130
		662-23501200-000	3,832.19	663-23501200-000	4,089.86	169
24 x 4 24 x 6 24 x 8 24 x 10 24 x 12	25.80-26.60	662-25800400-000	2,436.02	663-25800400-000	2,806.44	95
		662-25800600-000	2,498.21	663-25800600-000	2,841.46	100
		662-25800800-000	2,827.63	663-25800800-000	3,046.41	122
		662-25801000-000	3,989.44	663-25801000-000	4,170.65	130
		662-25801200-000	4,178.09	663-25801200-000	4,757.14	170
24 x 4 24 x 6 24 x 8 24 x 10 24 x 12	28.30-29.00	662-28300400-000	2,436.02	663-28300400-000	2,806.44	95
		662-28300600-000	2,498.21	663-28300600-000	2,841.46	100
		662-28300800-000	2,827.63	663-28300800-000	3,046.41	122
		662-28301000-000	3,989.44	663-28301000-000	4,170.65	130
		662-28301200-000	4,178.09	663-28301200-000	4,757.14	170

Larger size tapping sleeves available.

TAPPING SLEEVES



662 & 663 STAINLESS STEEL TAPPING SLEEVES WITH MJ OUTLET

Size on size and reducing



Nominal Size Pipe x Flg. Outlet Inches	O.D. Range Inches	Carbon Steel Flexi-Coat®Epoxy Coated Flange		304 Stainless Steel Flange		Approx. Weight lbs.
		Catalog Number	List Price	Catalog Number	List Price	
4 x 4	4.46-4.86	662-048004MJ-200	\$852.20	663-048004MJ-200	\$1,071.58	38
4 x 4	4.80-5.10	662-050004MJ-200	852.20	663-050004MJ-200	1,071.58	46
4 x 4	4.95-5.25	662-051004MJ-200	852.20	663-051004MJ-200	1,071.58	46
6 x 4 6 x 6	6.59-6.99	662-066304MJ-000	829.59	663-066304MJ-000	1,106.69	44
		662-066306MJ-200	990.69	663-066306MJ-200	1,232.12	51
6 x 4 6 x 6	6.84-7.30	662-069004MJ-000	829.59	663-069004MJ-000	1,106.69	44
		662-069006MJ-200	990.69	663-069006MJ-200	1,232.12	51
6 x 4 6 x 6	7.10-7.50	662-072004MJ-000	829.59	663-072004MJ-000	1,106.69	44
		662-072006MJ-200	990.69	663-072006MJ-200	1,232.12	51
6 x 4 6 x 6	7.40-7.80	662-074504MJ-000	829.59	663-074504MJ-000	1,106.69	44
		662-074506MJ-200	990.69	663-074506MJ-200	1,232.12	51
8 x 4 8 x 6	7.90-8.30	662-080004MJ-000	906.42	663-080004MJ-000	1,138.21	49
		662-080006MJ-000	997.73	663-080006MJ-000	1,292.13	56
8 x 4 8 x 6 8 x 8	8.62-9.06	662-086304MJ-000	906.42	663-086304MJ-000	1,138.21	49
		662-086306MJ-000	997.73	663-086306MJ-000	1,292.13	56
		662-086308MJ-200	1,253.98	663-086308MJ-200	1,631.70	74
8 x 4 8 x 6 8 x 8	8.99-9.45	662-090504MJ-000	906.42	663-090504MJ-000	1,138.21	49
		662-090506MJ-000	997.73	663-090506MJ-000	1,292.13	56
		662-090508MJ-200	1,253.98	663-090508MJ-200	1,631.70	74
8 x 4 8 x 6 8 x 8	9.20-9.60	662-094504MJ-000	906.42	663-094504MJ-000	1,138.21	49
		662-094506MJ-000	997.73	663-094506MJ-000	1,292.13	56
		662-094508MJ-200	1,253.98	663-094508MJ-200	1,631.70	74
8 x 4 8 x 6 8 x 8	9.60-10.00	662-096504MJ-000	906.42	663-096504MJ-000	1,138.21	49
		662-096506MJ-000	997.73	663-096506MJ-000	1,292.13	56
		662-096508MJ-200	1,253.98	663-096508MJ-200	1,631.70	74
10 x 4 10 x 6 10 x 8	9.90-10.30	662-100004MJ-000	950.13	663-100004MJ-000	1,308.95	53
		662-100006MJ-000	1039.67	663-100006MJ-000	1,463.09	60
		662-100008MJ-000	1,264.46	663-100008MJ-000	1,778.54	81
10 x 4 10 x 6 10 x 8 10 x 10	10.73-11.13	662-107504MJ-000	950.13	663-107504MJ-000	1,308.95	53
		662-107506MJ-000	1039.67	663-107506MJ-000	1,463.09	60
		662-107508MJ-000	1,264.46	663-107508MJ-000	1,778.54	81
		662-107510MJ-200	2,059.65	663-107510MJ-200	2,655.89	87
10 x 4 10 x 6 10 x 8 10 x 10	11.05-11.45	662-111004MJ-000	950.13	663-111004MJ-000	1,308.95	53
		662-111006MJ-000	1039.67	663-111006MJ-000	1,463.09	60
		662-111008MJ-000	1,264.46	663-111008MJ-000	1,778.54	81
		662-111010MJ-200	2,059.65	663-111010MJ-200	2,655.89	100
10 x 4 10 x 6 10 x 8 10 x 10	11.70-12.10	662-117504MJ-000	950.13	663-117504MJ-000	1,308.95	53
		662-117506MJ-000	1039.67	663-117506MJ-000	1,463.09	60
		662-117508MJ-000	1,264.46	663-117508MJ-000	1,778.54	81
		662-117510MJ-200	2,059.65	663-117510MJ-200	2,655.89	87

Larger size tapping sleeves available.

TAPPING SLEEVES



662 & 663 STAINLESS STEEL TAPPING SLEEVES WITH MJ OUTLET

Size on size and reducing



Nominal Size Pipe x Flg. Outlet Inches	O.D. Range Inches	Carbon Steel Flexi-Coat®Epoxy Coated Flange		304 Stainless Steel Flange		Approx. Weight lbs.
		Catalog Number	List Price	Catalog Number	List Price	
10 x 4 10 x 6 10 x 8 10 x 10	12.00-12.40	662-120004MJ-000	\$950.13	663-120004MJ-000	\$1,308.95	53
		662-120006MJ-000	1039.67	663-120006MJ-000	1,463.09	60
		662-120008MJ-000	1,264.46	663-120008MJ-000	1,778.54	81
		662-120010MJ-200	2,059.65	663-120010MJ-200	2,655.89	87
12 x 4 12 x 6 12 x 8 12 x 10 12 x 12	12.50-12.90	662-127504MJ-000	1013.04	663-127504MJ-000	1,453.55	57
		662-127506MJ-000	1,134.06	663-127506MJ-000	1,655.64	64
		662-127508MJ-000	1,355.22	663-127508MJ-000	2,073.50	86
		662-127510MJ-000	2,142.41	663-127510MJ-000	2,606.21	110
		662-127512MJ-200	2,344.06	663-127512MJ-200	3,022.40	123
12 x 4 12 x 6 12 x 8 12 x 10 12 x 12	13.16-13.56	662-132004MJ-000	1013.04	663-132004MJ-000	1,453.55	57
		662-132006MJ-000	1,134.06	663-132006MJ-000	1,655.64	75
		662-132008MJ-000	1,355.22	663-132008MJ-000	2,073.50	86
		662-132010MJ-000	2,142.41	663-132010MJ-000	2,606.21	110
		662-132012MJ-200	2,344.06	663-132012MJ-200	3,022.40	123
12 x 4 12 x 6 12 x 8 12 x 10 12 x 12	13.60-14.09	662-138204MJ-000	1013.04	663-138204MJ-000	1,453.55	57
		662-138206MJ-000	1,134.06	663-138206MJ-000	1,655.64	64
		662-138208MJ-000	1,355.22	663-138208MJ-000	2,073.50	86
		662-138210MJ-000	2,142.41	663-138210MJ-000	2,606.21	92
		662-138212MJ-200	2,344.06	663-138212MJ-200	3,022.44	123
12 x 4 12 x 6 12 x 8 12 x 10 12 x 12	14.10-14.58	662-142504MJ-000	1013.04	663-142504MJ-000	1,453.55	57
		662-142506MJ-000	1,134.06	663-142506MJ-000	1,655.64	64
		662-142508MJ-000	1,355.22	663-142508MJ-000	2,073.50	86
		662-142510MJ-000	2,142.41	663-142510MJ-000	2,606.21	92
		662-142512MJ-200	2,344.06	663-142512MJ-200	3,022.44	123
14 x 4 14 x 6 14 x 8 14 x 10 14 x 12	15.30-15.80	662-153004MJ-000	1,496.54	663-153004MJ-000	1,704.80	48
		662-153006MJ-000	1,600.47	663-153006MJ-000	1,884.59	85
		662-153008MJ-000	2,079.03	663-153008MJ-000	2,355.54	106
		662-153010MJ-000	2,760.67	663-153010MJ-000	2,888.78	114
		662-153012MJ-000	3,045.49	663-153012MJ-000	3,175.91	145
14 x 4 14 x 6 14 x 8 14 x 10 14 x 12	15.80-16.30	662-160004MJ-000	1,496.54	663-160004MJ-000	1,704.80	48
		662-160006MJ-000	1,600.47	663-160006MJ-000	1,884.59	85
		662-160008MJ-000	2,079.03	663-160008MJ-000	2,355.54	106
		662-160010MJ-000	2,760.67	663-160010MJ-000	2,888.78	114
		662-160012MJ-000	3,045.49	663-160012MJ-000	3,175.91	145
14 x 4 14 x 6 14 x 8 14 x 10 14 x 12	16.40-16.80	662-164004MJ-000	1,496.54	663-164004MJ-000	1,704.80	48
		662-164006MJ-000	1,600.47	663-164006MJ-000	1,884.59	85
		662-164008MJ-000	2,079.03	663-164008MJ-000	2,781.53	106
		662-164010MJ-000	2,760.67	663-164010MJ-000	2,888.78	114
		662-164012MJ-000	3,045.49	663-164012MJ-000	3,175.91	145

Larger size tapping sleeves available.

TAPPING SLEEVES



662 & 663 STAINLESS STEEL TAPPING SLEEVES WITH MJ OUTLET

Size on size and reducing



Nominal Size Pipe x Flg. Outlet Inches	O.D. Range Inches	Carbon Steel Flexi-Coat®Epoxy Coated Flange		304 Stainless Steel Flange		Approx. Weight lbs.
		Catalog Number	List Price	Catalog Number	List Price	
16 x 4 16 x 6 16 x 8 16 x 10 16 x 12	17.40-17.80	662-174004MJ-000	\$1,839.68	663-174004MJ-000	\$2,103.34	83
		662-174006MJ-000	1,946.28	663-174006MJ-000	2,427.32	91
		662-174008MJ-000	2,261.88	663-174008MJ-000	2,781.53	114
		662-174010MJ-000	3,100.38	663-174010MJ-000	3,228.49	120
		662-174012MJ-000	3,298.90	663-174012MJ-000	3,625.80	158
16-18 x 4 16-18 x 6 16-18 x 8 16-18 x 10 16-18 x 12	18.60-19.20	662-187004MJ-000	1,839.68	663-187004MJ-000	2,103.34	83
		662-187006MJ-000	1,946.28	663-187006MJ-000	2,427.32	91
		662-187008MJ-000	2,261.88	663-187008MJ-000	2,781.53	114
		662-187010MJ-000	3,100.38	663-187010MJ-000	3,228.49	120
		662-187012MJ-000	3,298.90	663-187012MJ-000	3,625.80	158
18-20 x 4 18-20 x 6 18-20 x 8 18-20 x 10 18-20 x 12	19.50-20.10	662-195004MJ-000	1,883.69	663-195004MJ-000	2,239.26	83
		662-195006MJ-000	1,988.93	663-195006MJ-000	2,712.59	91
		662-195008MJ-000	2,280.57	663-195008MJ-000	2,949.23	114
		662-195010MJ-000	3,187.78	663-195010MJ-000	3,452.16	120
		662-195012MJ-000	3,386.07	663-195012MJ-000	4,135.56	158
18-20 x 4 18-20 x 6 18-20 x 8 18-20 x 10 18-20 x 12	20.90-21.59	662-209004MJ-000	1,883.69	663-209004MJ-000	2,239.26	84
		662-209006MJ-000	1,988.93	663-209006MJ-000	2,712.59	91
		662-209008MJ-000	2,280.57	663-209008MJ-000	2,949.23	116
		662-209010MJ-000	3,187.78	663-209010MJ-000	3,452.16	123
		662-209012MJ-000	3,386.07	663-209012MJ-000	4,135.56	160
20 x 4 20 x 6 20 x 8 20 x 10 20 x 12	21.60-22.40	662-216004MJ-000	2,185.29	663-216004MJ-000	2,325.05	94
		662-216006MJ-000	2,292.56	663-216006MJ-000	2,797.22	103
		662-216008MJ-000	2,753.09	663-216008MJ-000	2,988.84	129
		662-216010MJ-000	3,674.37	663-216010MJ-000	3,938.75	136
		662-216012MJ-000	3,872.88	663-216012MJ-000	4,473.01	173
20-24 x 4 20-24 x 6 20-24 x 8 20-24 x 10 20-24 x 12	23.50-24.20	662-235004MJ-000	2,299.93	663-235004MJ-000	2,540.11	101
		662-235006MJ-000	2,406.34	663-235006MJ-000	2,669.51	109
		662-235008MJ-000	2,880.41	663-235008MJ-000	3,099.17	133
		662-235010MJ-000	3,774.13	663-235010MJ-000	3,993.62	142
		662-235012MJ-000	4,010.84	663-235012MJ-000	4,268.51	182
24 x 4 24 x 6 24 x 8 24 x 10 24 x 12	25.80-26.60	662-258004MJ-000	2,499.83	663-258004MJ-000	2,870.25	101
		662-258006MJ-000	2,613.07	663-258006MJ-000	2,956.24	122
		662-258008MJ-000	2,968.00	663-258008MJ-000	3,186.78	133
		662-258010MJ-000	4,142.59	663-258010MJ-000	4,323.78	142
		662-258012MJ-000	4,356.75	663-258012MJ-000	4,935.81	182
24 x 4 24 x 6 24 x 8 24 x 10 24 x 12	28.30-29.00	662-283004MJ-000	2,499.83	663-283004MJ-000	2,870.25	109
		662-283006MJ-000	2,613.07	663-283006MJ-000	2,956.31	118
		662-283008MJ-000	2,968.00	663-283008MJ-000	3,186.78	144
		662-283010MJ-000	4,142.59	663-283010MJ-000	4,323.78	153
		662-283012MJ-000	4,356.75	663-283012MJ-000	4,935.81	198

Larger size tapping sleeves available.

TAPPING SLEEVES



663WR WIDE RANGE TAPPING SLEEVES All Stainless Steel



Nominal Size	Flange Outlet	OD Range (Inches)	663WR STAINLESS STEEL FLANGE	List Price Flanged Outlet	List Price MJ Outlet	Approx Weight Each LBS.
4	4	4.45-5.14	663WR-040400-200	\$1,061	\$1,082	34
	4	4.75-5.45	663WR-040400-2AC	1,061	1,082	34
6	4	6.56-7.36	663WR-060400-000	1,097	1,118	40
	6		663WR-060600-200	1,208	1,245	44
	4	6.83-7.63	663WR-060400-0AC	1,097	1,118	40
	6		663WR-060600-2AC	1,208	1,245	44
8	4	8.54-9.34	663WR-080400-000	1,129	1,150	44
	6		663WR-080600-000	1,281	1,319	49
	8		663WR-080800-200	1,638	1,725	66
	4	8.99-9.79	663WR-080400-0AC	1,129	1,150	44
	6		663WR-080600-0AC	1,281	1,319	49
	8		663WR-080800-2AC	1,638	1,725	66
10	4	10.64-11.54	663WR-100400-000	1,307	1,328	49
	6		663WR-100600-000	1,418	1,455	53
	8		663WR-100800-000	1,785	1,872	75
	10		663WR-101000-200	2,625	2,730	80
	4	11.34-12.24	663WR-100400-0AC	1,307	1,328	49
	6		663WR-100600-0AC	1,418	1,455	53
	8		663WR-100800-0AC	1,785	1,872	75
	10		663WR-101000-2AC	2,625	2,730	80
12	4	12.62-13.57	663WR-120400-000	1,460	1,481	53
	6		663WR-120600-000	1,617	1,655	57
	8		663WR-120800-000	2,032	2,119	78
	10		663WR-121000-000	2,683	2,788	85
	12		663WR-121200-200	2,987	3,134	115
	4	13.44-14.39	663WR-120400-0AC	1,460	1,481	53
	6		663WR-120600-0AC	1,617	1,655	57
	8		663WR-120800-0AC	2,032	2,119	78
	10		663WR-121000-0AC	2,683	2,788	85
	12		663WR-121200-2AC	2,987	3,134	115

For MJ Outlets, replace the last two 00s in the middle eight digits with MJ. Example: 663WR-1204MJ-000

TAPPING SLEEVES



664 & 665 STAINLESS STEEL TAPPING SLEEVES

Size on size and reducing with removable bolts & nuts



Nominal Size Pipe x Flg. Outlet Inches	O.D. Range Inches	Carbon Steel Flexi-Coat® Epoxy Coated Flange		304 Stainless Steel Flange		Approx. Weight lbs.
		Catalog Number	List Price	Catalog Number	List Price	
4 x 4	4.50-4.80	664-04800400-200	\$773.50	665-04800400-200	\$843.72	32
	4.80-5.10	664-05000400-200	\$773.50	665-05000400-200	\$843.69	32
6 x 4 6 x 6	6.59-6.99	664-06630400-000	\$758.57	665-06630400-000	\$971.78	55
		664-06630600-200	\$867.57	665-06630600-200	\$1041.11	61
6 x 4 6 x 6	6.84-7.30	664-06900400-000	\$758.57	665-06900400-000	\$971.78	55
		664-06900600-200	\$867.57	665-06900600-200	\$1041.11	61
6 x 4 6 x 6	7.10-7.50	664-07200400-000	\$758.57	665-07200400-000	\$971.78	55
		664-07200600-200	\$867.57	665-07200600-200	\$1041.11	61
6 x 4 6 x 6	7.40-7.80	664-07450400-000	\$758.57	665-07450400-000	\$971.78	55
		664-07450600-200	\$867.57	665-07450600-200	\$1041.11	61
8 x 4 8 x 6	7.90-8.30	664-08000400-000	\$834.67	665-08000400-000	\$1001.14	64
		664-08000600-000	\$874.53	665-08000600-000	\$1085.12	72
8 x 4 8 x 6 8 x 8	8.65-9.06	664-08630400-000	\$834.67	665-08630400-000	\$1001.14	64
		664-08630600-000	\$874.53	665-08630600-000	\$1085.12	72
		664-08630800-200	\$1103.09	665-08630800-200	\$1389.62	93
8 x 4 8 x 6 8 x 8	8.99-9.45	664-09050400-000	\$834.67	665-09050400-000	\$1001.14	64
		664-09050600-000	\$874.53	665-09050600-000	\$1085.12	72
		664-09050800-200	\$1103.09	665-09050800-200	\$1389.62	93
8 x 4 8 x 6 8 x 8	9.20-9.60	664-09450400-000	\$834.67	665-09450400-000	\$1001.14	64
		664-09450600-000	\$874.42	665-09450600-000	\$1085.12	72
		664-09450800-200	\$1103.09	665-09450800-200	\$1389.62	93
8 x 4 8 x 6 8 x 8	9.60-10.00	664-09650400-000	\$834.67	665-09650400-000	\$1001.14	64
		664-09650600-000	\$874.53	665-09650600-000	\$1085.12	72
		664-09650800-200	\$1103.09	665-09650800-200	\$1389.62	93
10 x 4 10 x 6 10 x 8	9.90-10.30	664-10000400-000	\$877.97	665-10000400-000	\$1160.27	61
		664-10000600-000	\$916.09	665-10000600-000	\$1256.34	65
		664-10000800-000	\$1113.47	665-10000800-000	\$1526.47	88
10 x 4 10 x 6 10 x 8 10 x 10	10.73-11.13	664-10750400-000	\$877.97	665-10750400-000	\$1160.27	61
		664-10750600-000	\$916.09	665-10750600-000	\$1256.34	65
		664-10750800-000	\$1113.47	665-10750800-000	\$1526.47	88
		664-10751000-200	\$1888.52	665-10751000-200	\$2332.10	95
10 x 4 10 x 6 10 x 8 10 x 10	11.05-11.45	664-11100400-000	\$877.97	665-11100400-000	\$1160.27	61
		664-11100600-000	\$916.09	665-11100600-000	\$1256.34	65
		664-11100800-000	\$1113.47	665-11100800-000	\$1526.47	88
		664-11101000-200	\$1888.52	665-11101000-200	\$2332.10	95
10 x 4 10 x 6 10 x 8 10 x 10	11.70-12.10	664-11750400-000	\$877.97	665-11750400-000	\$1160.27	61
		664-11750600-000	\$916.09	665-11750600-000	\$1256.34	65
		664-11750800-000	\$1113.47	665-11750800-000	\$1526.47	88
		664-11751000-200	\$1888.52	665-11751000-200	\$2332.10	95
10 x 4 10 x 6 10 x 8 10 x 10	12.00-12.40	664-12000400-000	\$877.97	665-12000400-000	\$1160.27	61
		664-12000600-000	\$916.09	665-12000600-000	\$1256.34	65
		664-12000800-000	\$1113.47	665-12000800-000	\$1526.47	88
		664-12001000-200	\$1888.52	665-12001000-200	\$2332.10	95

Larger size tapping sleeves available.

TAPPING SLEEVES



664 & 665 STAINLESS STEEL TAPPING SLEEVES

Size on size and reducing with removable bolts & nuts



Nominal Size Pipe x Flg. Outlet Inches	O.D. Range Inches	Carbon Steel Flexi-Coat® Epoxy Coated Flange		304 Stainless Steel Flange		Approx. Weight lbs.
		Catalog Number	List Price	Catalog Number	List Price	
12 x 4 12 x 6 12 x 8 12 x 10 12 x 12	12.50-12.90	664-12750400-000	\$940.29	665-12750400-000	\$1,294.98	65
		664-12750600-000	\$1009.60	665-12750600-000	\$1,435.73	69
		664-12750800-000	\$1203.39	665-12750800-000	\$1,801.31	95
		664-12751000-000	\$1970.50	665-12751000-000	\$2,285.80	101
		664-12751200-200	\$2144.97	665-12751200-200	\$2,649.83	138
12 x 4 12 x 6 12 x 8 12 x 10 12 x 12	13.16-13.56	664-13200400-000	\$940.29	665-13200400-000	\$1,294.98	65
		664-13200600-000	\$1009.60	665-13200600-000	\$1,435.73	69
		664-13200800-000	\$1203.39	665-13200800-000	\$1,801.31	95
		664-13201000-000	\$1970.50	665-13201000-000	\$2,285.80	101
		664-13201200-200	\$2144.97	665-13201200-200	\$2,649.83	138
12 x 4 12 x 6 12 x 8 12 x 10 12 x 12	13.60-14.09	664-13820400-000	\$940.29	665-13820400-000	\$1,294.98	65
		664-13820600-000	\$1009.59	665-13820600-000	\$1,435.73	69
		664-13820800-000	\$1203.39	665-13820800-000	\$1,801.31	95
		664-13821000-000	\$1984.19	665-13821000-000	\$2,285.80	101
		664-13821200-200	\$2144.97	665-13821200-200	\$2,649.83	138
12 x 4 12 x 6 12 x 8 12 x 10 12 x 12	14.10-14.58	664-14250400-000	\$940.29	665-14250400-000	\$1,294.98	65
		664-14250600-000	\$1009.59	665-14250600-000	\$1,435.73	69
		664-14250800-000	\$1203.39	665-14250800-000	\$1,801.31	95
		664-14251000-000	\$1984.19	665-14251000-000	\$2,285.80	101
		664-14251200-200	\$2144.97	665-14251200-200	\$2,649.83	138
14 x 4 14 x 6 14 x 8 14 x 10 14 x 12	15.30-15.80	664-15300400-000	\$1432.74	665-15300400-000	\$1,640.99	63
		664-15300600-000	\$1485.63	665-15300600-000	\$1,769.73	67
		664-15300800-000	\$1938.65	665-15300800-000	\$2,215.15	90
		664-15301000-000	\$2607.54	665-15301000-000	\$2,735.64	113
		664-15301200-000	\$2866.84	665-15301200-000	\$2,997.26	128
14 x 4 14 x 6 14 x 8 14 x 10 14 x 12	15.80-16.30	664-16000400-000	\$1432.74	665-16000400-000	\$1,640.99	64
		664-16000600-000	\$1485.63	665-16000600-000	\$1,769.73	69
		664-16000800-000	\$1938.65	665-16000800-000	\$2,215.15	91
		664-16001000-000	\$2607.54	665-16001000-000	\$2,735.64	115
		664-16001200-000	\$2866.84	665-16001200-000	\$2,997.26	130
14 x 4 14 x 6 14 x 8 14 x 10 14 x 12	16.40-16.80	664-16400400-000	\$1432.74	665-16400400-000	\$1,640.99	66
		664-16400600-000	\$1485.63	665-16400600-000	\$1,769.73	69
		664-16400800-000	\$1938.65	665-16400800-000	\$2,215.15	95
		664-16401000-000	\$2607.54	665-16401000-000	\$2,735.64	116
		664-16401200-000	\$2866.84	665-16401200-000	\$2,997.26	132
16 x 4 16 x 6 16 x 8 16 x 10 16 x 12	17.40-17.80	664-17400400-000	\$1775.88	665-17400400-000	\$2,039.53	68
		664-17400600-000	\$1831.42	665-17400600-000	\$2,312.46	71
		664-17400800-000	\$2121.49	665-17400800-000	\$2,513.53	95
		664-17401000-000	\$2947.23	665-17401000-000	\$3,075.35	120
		664-17401200-000	\$3120.24	665-17401200-000	\$3,447.13	135

Larger size tapping sleeves available.

TAPPING SLEEVES



664 & 665 STAINLESS STEEL TAPPING SLEEVES

Size on size and reducing with removable bolts & nuts



Nominal Size Pipe x Flg. Outlet Inches	O.D. Range Inches	Carbon Steel Flexi-Coat® Epoxy Coated		304 Stainless Steel Flange		Approx. Weight lbs.
		Catalog Number	List Price	Catalog Number	List Price	
16-18 x 4 16-18 x 6 16-18 x 8 16-18 x 10 16-18 x 12	18.60-19.20	664-18700400-000	\$1,775.88	665-18700400-000	\$2,039.53	70
		664-18700600-000	\$1,831.42	665-18700600-000	\$2,312.46	73
		664-18700800-000	\$2,121.49	665-18700800-000	\$2,513.53	98
		664-18701000-000	\$2,947.23	665-18701000-000	\$3,075.35	123
		664-18701200-000	\$3,120.24	665-18701200-000	\$3,447.13	138
18-20 x 4 18-20 x 6 18-20 x 8 18-20 x 10 18-20 x 12	19.50-20.10	664-19500400-000	\$1,819.88	665-19500400-000	\$2,175.45	71
		664-19500600-000	\$1,874.07	665-19500600-000	\$2,597.73	75
		664-19500800-000	\$2,140.18	665-19500800-000	\$2,808.86	100
		664-19501000-000	\$3,034.65	665-19501000-000	\$3,299.03	126
		664-19501200-000	\$3,207.40	665-19501200-000	\$3,956.90	141
18-20 x 4 18-20 x 6 18-20 x 8 18-20 x 10 18-20 x 12	20.90-21.59	664-20900400-000	\$1,819.88	665-20900400-000	\$2,175.45	93
		664-20900600-000	\$1,874.07	665-20900600-000	\$2,597.73	96
		664-20900800-000	\$2,140.18	665-20900800-000	\$2,808.86	127
		664-20901000-000	\$3,034.65	665-20901000-000	\$3,299.03	134
		664-20901200-000	\$3,207.40	665-20901200-000	\$3,956.90	150
20 x 4 20 x 6 20 x 8 20 x 10 20 x 12	21.60-22.40	664-21600400-000	\$2,121.47	665-21600400-000	\$2,261.25	94
		664-21600600-000	\$2,177.70	665-21600600-000	\$2,682.37	98
		664-21600800-000	\$2,612.72	665-21600800-000	\$2,848.45	127
		664-21601000-000	\$3,521.23	665-21601000-000	\$3,785.60	136
		664-21601200-000	\$3,694.23	665-21601200-000	\$4,294.35	150
20-24 x 4 20-24 x 6 20-24 x 8 20-24 x 10 20-24 x 12	23.50-24.20	664-23500400-000	\$2,236.12	665-23500400-000	\$2,476.30	99
		664-23500600-000	\$2,291.48	665-23500600-000	\$2,554.65	102
		664-23500800-000	\$2,740.03	665-23500800-000	\$2,958.80	133
		664-23501000-000	\$3,659.28	665-23501000-000	\$3,840.48	142
		664-23501200-000	\$3,832.19	665-23501200-000	\$4,089.86	156
24 x 4 24 x 6 24 x 8 24 x 10 24 x 12	25.80-26.60	664-25800400-000	\$2,436.02	665-25800400-000	\$2,604.00	105
		664-25800600-000	\$2,498.21	665-25800600-000	\$2,864.03	108
		664-25800800-000	\$2,827.63	665-25800800-000	\$2,864.03	140
		664-25801000-000	\$3,989.44	665-25801000-000	\$3,840.48	149
		664-25801200-000	\$4,178.09	665-25801200-000	\$4,411.25	164
24 x 4 24 x 6 24 x 8 24 x 10 24 x 12	28.30-29.00	664-28300400-000	\$2,436.02	665-28300400-000	\$2,604.00	111
		664-28300600-000	\$2,498.21	665-28300600-000	\$2,634.71	114
		664-28300800-000	\$2,827.63	665-28300800-000	\$2,958.80	148
		664-28301000-000	\$3,989.44	665-28301000-000	\$3,840.48	157
		664-28301200-000	\$4,178.09	665-28301200-000	\$4,411.25	171

Larger size tapping sleeves available.

TAPPING SLEEVES



664 & 665 STAINLESS STEEL TAPPING SLEEVES WITH MJ OUTLET
 Size on size and reducing with removable bolts & nuts



Nominal Size Pipe x Flg. Outlet Inches	O.D. Range Inches	Carbon Steel Flexi-Coat® Epoxy Coated Flange		304 Stainless Steel Flange		Approx. Weight lbs.
		Catalog Number	List Price	Catalog Number	List Price	
4 x 4	4.50-4.80	664-048004MJ-200	\$837.30	665-048004MJ-200	\$1020.76	42
4 x 4	4.80-5.10	664-050004MJ-200	\$837.30	665-050004MJ-200	\$1020.76	42
6 x 4	6.59-6.99	664-066304MJ-000	\$822.39	665-066304MJ-000	\$1035.59	61
6 x 6		664-066306MJ-200	\$982.41	665-066306MJ-200	\$1155.96	70
6 x 4	6.84-7.30	664-069004MJ-000	\$822.39	665-069004MJ-000	\$1035.59	61
6 x 6		664-069006MJ-200	\$982.41	665-069006MJ-200	\$1155.96	70
6 x 4	7.10-7.50	664-072004MJ-000	\$822.39	665-072004MJ-000	\$1035.59	61
6 x 6		664-072006MJ-200	\$982.41	665-072006MJ-200	\$1155.96	70
6 x 4	7.40-7.80	664-074504MJ-000	\$822.39	665-074504MJ-000	\$1035.59	61
6 x 6		664-074506MJ-200	\$982.41	665-074506MJ-200	\$1155.96	70
8 x 4	7.90-8.30	664-080004MJ-000	\$898.47	665-080004MJ-000	\$1064.95	70
8 x 6		664-080006MJ-000	\$989.39	665-080006MJ-000	\$1199.86	81
8 x 4	8.65-9.06	664-086304MJ-000	\$898.47	665-086304MJ-000	\$1064.95	70
8 x 6		664-086306MJ-000	\$989.39	665-086306MJ-000	\$1199.86	81
8 x 8		664-086308MJ-200	\$1243.46	665-086308MJ-200	\$1530.01	104
8 x 4	8.99-9.45	664-090504MJ-000	\$898.47	665-090504MJ-000	\$1064.95	70
8 x 6		664-090506MJ-000	\$989.39	665-090506MJ-000	\$1199.86	81
8 x 8		664-090508MJ-200	\$1243.46	665-090508MJ-200	\$1530.01	104
8 x 4	9.20-9.60	664-094504MJ-000	\$898.47	665-094504MJ-000	\$1064.95	70
8 x 6		664-094506MJ-000	\$989.39	665-094506MJ-000	\$1199.86	81
8 x 8		664-094508MJ-200	\$1243.46	665-094508MJ-200	\$1530.01	104
8 x 4	9.60-10.00	664-096504MJ-000	\$898.47	665-096504MJ-000	\$1064.95	70
8 x 6		664-096506MJ-000	\$989.39	665-096506MJ-000	\$1199.86	81
8 x 8		664-096508MJ-200	\$1243.46	665-096508MJ-200	\$1530.01	104
10 x 4	9.90-10.30	664-100004MJ-000	\$941.77	665-100004MJ-000	\$1224.07	67
10 x 6		664-100006MJ-000	\$1030.95	665-100006MJ-000	\$1371.18	74
10 x 8		664-100008MJ-000	\$1253.85	665-100008MJ-000	\$1666.84	99
10 x 4	10.73-11.13	664-107504MJ-000	\$941.77	665-107504MJ-000	\$1224.07	67
10 x 6		664-107506MJ-000	\$1030.95	665-107506MJ-000	\$1371.18	74
10 x 8		664-107508MJ-000	\$1253.85	665-107508MJ-000	\$1666.84	99
10 x 10		664-107510MJ-200	\$2041.65	665-107510MJ-200	\$2485.25	107
10 x 4	11.05-11.45	664-111004MJ-000	\$941.77	665-111004MJ-000	\$1224.07	67
10 x 6		664-111006MJ-000	\$1030.95	665-111006MJ-000	\$1371.18	74
10 x 8		664-111008MJ-000	\$1253.85	665-111008MJ-000	\$1666.84	99
10 x 10		664-111010MJ-200	\$2041.65	665-111010MJ-200	\$2485.25	107
10 x 4	11.70-12.10	664-117504MJ-000	\$941.77	665-117504MJ-000	\$1224.07	67
10 x 6		664-117506MJ-000	\$1030.95	665-117506MJ-000	\$1371.18	74
10 x 8		664-117508MJ-000	\$1253.85	665-117508MJ-000	\$1666.84	99
10 x 10		664-117510MJ-200	\$2041.65	665-117510MJ-200	\$2485.25	107

Larger size tapping sleeves available.

TAPPING SLEEVES



664 & 665 STAINLESS STEEL TAPPING SLEEVES WITH MJ OUTLET
 Size on size and reducing with removable bolts & nuts



Nominal Size Pipe x Flg. Outlet Inches	O.D. Range Inches	Carbon Steel Flexi-Coat® Epoxy Coated Flange		304 Stainless Steel Flange		Approx. Weight lbs.
		Catalog Number	List Price	Catalog Number	List Price	
10 x 4 10 x 6 10 x 8 10 x 10	12.00-12.40	664-120004MJ-000	\$941.77	665-120004MJ-000	\$1,224.07	67
		664-120006MJ-000	\$1030.95	665-120006MJ-000	\$1,371.18	74
		664-120008MJ-000	\$1253.85	665-120008MJ-000	\$1,666.84	99
		664-120010MJ-200	\$2041.65	665-120010MJ-200	\$2,485.25	107
12 x 4 12 x 6 12 x 8 12 x 10 12 x 12	12.50-12.90	664-127504MJ-000	\$1004.10	665-127504MJ-000	\$1,358.77	71
		664-127506MJ-000	\$1124.46	665-127506MJ-000	\$1,550.58	78
		664-127508MJ-000	\$1355.22	665-127508MJ-000	\$1,941.69	106
		664-127510MJ-000	\$2123.64	665-127510MJ-000	\$2,438.94	113
		664-127512MJ-200	\$2323.63	665-127512MJ-200	\$2,828.50	151
12 x 4 12 x 6 12 x 8 12 x 10 12 x 12	13.16-13.56	664-132004MJ-000	\$1004.10	665-132004MJ-000	\$1,358.77	71
		664-132006MJ-000	\$1124.46	665-132006MJ-000	\$1,550.58	78
		664-132008MJ-000	\$1343.77	665-132008MJ-000	\$1,941.69	106
		664-132010MJ-000	\$2123.64	665-132010MJ-000	\$2,438.94	113
		664-132012MJ-200	\$2323.63	665-132012MJ-200	\$2,828.50	151
12 x 4 12 x 6 12 x 8 12 x 10 12 x 12	13.60-14.09	664-138204MJ-000	\$1004.10	665-138204MJ-000	\$1,358.78	71
		664-138206MJ-000	\$1124.46	665-138206MJ-000	\$1,550.58	78
		664-138208MJ-000	\$1343.77	665-138208MJ-000	\$1,941.69	106
		664-138210MJ-000	\$2123.64	665-138210MJ-000	\$2,438.94	113
		664-138212MJ-200	\$2323.63	665-138212MJ-200	\$2,828.50	151
12 x 4 12 x 6 12 x 8 12 x 10 12 x 12	14.10-14.58	664-142504MJ-000	\$1004.10	665-142504MJ-000	\$1,358.77	71
		664-142506MJ-000	\$1124.46	665-142506MJ-000	\$1,550.58	78
		664-142508MJ-000	\$1343.77	665-142508MJ-000	\$1,941.69	106
		664-142510MJ-000	\$2123.64	665-142510MJ-000	\$2,438.94	113
		664-142512MJ-200	\$2323.63	665-142512MJ-200	\$2,828.50	151
14 x 4 14 x 6 14 x 8 14 x 10 14 x 12	15.30-15.80	664-153004MJ-000	\$1496.53	665-153004MJ-000	\$1,704.80	69
		664-153006MJ-000	\$1600.47	665-153006MJ-000	\$1,884.59	76
		664-153008MJ-000	\$2079.03	665-153008MJ-000	\$2,355.53	101
		664-153010MJ-000	\$2760.67	665-153010MJ-000	\$2,888.78	125
		664-153012MJ-000	\$3045.49	665-153012MJ-000	\$3,175.91	141
14 x 4 14 x 6 14 x 8 14 x 10 14 x 12	15.80-16.30	664-160004MJ-000	\$1496.53	665-160004MJ-000	\$1,704.80	70
		664-160006MJ-000	\$1600.47	665-160006MJ-000	\$1,884.59	77
		664-160008MJ-000	\$2079.03	665-160008MJ-000	\$2,355.53	102
		664-160010MJ-000	\$2760.67	665-160010MJ-000	\$2,888.78	127
		664-160012MJ-000	\$3045.49	665-160012MJ-000	\$3,175.91	143
14 x 4 14 x 6 14 x 8 14 x 10 14 x 12	16.40-16.80	664-164004MJ-000	\$1496.53	665-164004MJ-000	\$1,704.80	72
		664-164006MJ-000	\$1600.47	665-164006MJ-000	\$1,884.59	78
		664-164008MJ-000	\$2079.03	665-164008MJ-000	\$2,355.53	104
		664-164010MJ-000	\$2760.67	665-164010MJ-000	\$2,888.78	128
		664-164012MJ-000	\$3045.49	665-164012MJ-000	\$3,175.91	145
16 x 4 16 x 6 16 x 8 16 x 10 16 x 12	17.40-17.80	664-174004MJ-000	\$1839.68	665-174004MJ-000	\$2,103.34	74
		664-174006MJ-000	\$1946.28	665-174006MJ-000	\$2,427.32	80
		664-174008MJ-000	\$2261.88	665-174008MJ-000	\$2,653.91	106
		664-174010MJ-000	\$3100.38	665-174010MJ-000	\$3,228.49	132
		664-174012MJ-000	\$3298.90	665-174012MJ-000	\$3,625.80	148

TAPPING SLEEVES




664 & 665 STAINLESS STEEL TAPPING SLEEVES WITH MJ OUTLET
 Size on size and reducing with removable bolts & nuts



Nominal Size Pipe x Flg. Outlet Inches	O.D. Range Inches	Carbon Steel Flexi-Coat® Epoxy Coated Flange		304 Stainless Steel Flange		Approx. Weight lbs.
		Catalog Number	List Price	Catalog Number	List Price	
16-18 x 4	18.60-19.20	664-187004MJ-000	\$1,839.68	665-187004MJ-000	\$2,103.34	76
16-18 x 6		664-187006MJ-000	\$1,946.28	665-187006MJ-000	\$2,427.32	82
16-18 x 8		664-187008MJ-000	\$2,261.88	665-187008MJ-000	\$2,653.91	109
16-18 x 10		664-187010MJ-000	\$3,100.38	665-187010MJ-000	\$3,228.49	135
16-18 x 12		664-187012MJ-000	\$3,298.90	665-187012MJ-000	\$3,625.80	151
18-20 x 4	19.50-20.10	664-195004MJ-000	\$1,883.69	665-195004MJ-000	\$2,239.26	77
18-20 x 6		664-195006MJ-000	\$1,988.93	665-195006MJ-000	\$2,597.73	84
18-20 x 8		664-195008MJ-000	\$2,280.57	665-195008MJ-000	\$2,949.23	111
18-20 x 10		664-195010MJ-000	\$3,187.78	665-195010MJ-000	\$3,452.16	138
18-20 x 12		664-195012MJ-000	\$3,386.07	665-195012MJ-000	\$4,135.56	154
18-20 x 4	20.90-21.59	664-209004MJ-000	\$1,883.69	665-209004MJ-000	\$2,239.26	99
18-20 x 6		664-209006MJ-000	\$1,988.93	665-209006MJ-000	\$2,712.59	105
18-20 x 8		664-209008MJ-000	\$2,280.57	665-209008MJ-000	\$2,949.23	136
18-20 x 10		664-209010MJ-000	\$3,187.78	665-209010MJ-000	\$3,452.16	146
18-20 x 12		664-209012MJ-000	\$3,386.07	665-209012MJ-000	\$4,135.56	161
20 x 4	21.60-22.40	664-216004MJ-000	\$2,185.29	665-216004MJ-000	\$2,325.05	100
20 x 6		664-216006MJ-000	\$2,292.56	665-216006MJ-000	\$2,797.22	107
20 x 8		664-216008MJ-000	\$2,753.09	665-216008MJ-000	\$2,988.84	138
20 x 10		664-216010MJ-000	\$3,674.37	665-216010MJ-000	\$3,938.75	148
20 x 12		664-216012MJ-000	\$3,872.88	665-216012MJ-000	\$4,473.01	163
20-24 x 4	23.50-24.20	664-235004MJ-000	\$2,299.93	665-235004MJ-000	\$2,540.11	105
20-24 x 6		664-235006MJ-000	\$2,406.34	665-235006MJ-000	\$2,669.51	111
20-24 x 8		664-235008MJ-000	\$2,880.41	665-235008MJ-000	\$3,099.17	144
20-24 x 10		664-235010MJ-000	\$3,812.42	665-235010MJ-000	\$3,993.62	156
20-24 x 12		664-235012MJ-000	\$4,010.84	665-235012MJ-000	\$4,268.51	169
24 x 4	25.80-26.60	664-258004MJ-000	\$2,499.83	665-258004MJ-000	\$2,667.81	111
24 x 6		664-258006MJ-000	\$2,613.07	665-258006MJ-000	\$2,749.57	117
24 x 8		664-258008MJ-000	\$2,968.00	665-258008MJ-000	\$3,099.17	151
24 x 10		664-258010MJ-000	\$4,270.20	665-258010MJ-000	\$3,993.62	161
24 x 12		664-258012MJ-000	\$4,356.75	665-258012MJ-000	\$4,589.91	177
24 x 4	28.30-29.00	664-283004MJ-000	\$2,499.83	665-283004MJ-000	\$2,667.81	117
24 x 6		664-283006MJ-000	\$2,613.07	665-283006MJ-000	\$2,749.57	123
24 x 8		664-283008MJ-000	\$2,968.00	665-283008MJ-000	\$3,099.17	159
24 x 10		664-283010MJ-000	\$4,270.20	665-283010MJ-000	\$3,993.62	169
24 x 12		664-283012MJ-000	\$4,356.75	665-283012MJ-000	\$4,589.91	184

Larger size tapping sleeves available.

TAPPING SLEEVES



68X LINE STOP OUTLETS FOR TAPPING SLEEVES

For Line Stopping & Plugging Size on Size




Nominal Size Pipe x Flg. Outlet Inches	O.D. Range Inches	Epoxy Coated, Carbon Steel, Carbon Plate, Alloy Bolts & Nuts		Epoxy Coated, Carbon Steel, Carbon Plate, 304 Stainless Steel Bolts & Nuts		Approx Weight lbs.
		Catalog Number	List Price 110	Catalog Number	List Price 212	
4 x 4	4.74-4.86	68X-04800400-110	P.O.A.	68X-04800400-212	P.O.A.	50
4 x 4	5.10-5.35	68X-05100400-110	P.O.A.	68X-05100400-212	P.O.A.	50
6 x 6	6.57-6.73	68X-06630600-110	P.O.A.	68X-06630600-212	P.O.A.	115
6 x 6	6.84-7.10	68X-06900600-110	P.O.A.	68X-06900600-212	P.O.A.	115
6 x 6	7.00-7.20	68X-07100600-110	P.O.A.	68X-07100600-212	P.O.A.	115
8 x 8	8.36-8.75	68X-08630800-110	P.O.A.	68X-08630800-212	P.O.A.	175
8 x 8	8.98-9.30	68X-09050800-110	P.O.A.	68X-09050800-212	P.O.A.	175
8 x 8	9.40-9.60	68X-09400800-110	P.O.A.	68X-09400800-212	P.O.A.	175
10 x 10	10.45-10.88	68X-10751000-110	P.O.A.	68X-10751000-212	P.O.A.	220
10 x 10	11.03-11.30	68X-11101000-110	P.O.A.	68X-11101000-212	P.O.A.	220
10 x 10	11.36-11.80	68X-11401000-110	P.O.A.	68X-11401000-212	P.O.A.	220
12 x 12	12.63-12.88	68X-12751200-110	P.O.A.	68X-12751200-212	P.O.A.	300
12 x 12	13.12-13.37	68X-13201200-110	P.O.A.	68X-13201200-212	P.O.A.	300
12 x 12	14.20-14.40	68X-14251200-110	P.O.A.	68X-14251200-212	P.O.A.	300

12"-24" Pin Style Line Stop available in 687 and 689 series.

Line Stop Model	Tapping Sleeve
682	662
683	663
684	664
685	665
687	622
689	625

Non Returnable Specials

FLANGED COUPLING ADAPTERS



912 OMNI FLANGED COUPLING ADAPTERS


Ductile (OMNI Compatible Gasket) Electro-Galvanized Bolts & Nuts
(Uses Studs instead of Cross Bolts)



Nominal Size Inches	O.D. Range Inches	Catalog Number	List Price	Optional Anchor Studs			Approx. Weight lbs.
				Qty.	Catalog Number with Anchor Studs	List Price	
3	2.85-3.13	912-90031303-000	\$251.33	2	-	-	17
	3.44-3.62	912-90035003-000	251.33	2	912-90035003-100	\$343.97	17
	3.80-3.96	912-90039603-000	251.33	2	912-90039603-100	343.97	17
	3.97-4.14	912-90041403-000	251.33	2	912-90041403-100	343.97	17
4	4.00-4.15	912-90041504-000	313.79	2	-	-	23
	4.22-4.50	912-90045004-000	313.79	2	912-90045004-100	404.31	23
	4.46-4.86	912-90048604-000	313.79	2	912-90048604-100	404.31	23
	4.80-5.10	912-90051004-000	313.79	2	912-90051004-100	404.31	23
6	6.00-6.15	912-90061506-000	400.69	2	-	-	33
	6.28-6.63	912-90066306-000	400.69	2	912-90066306-100	500.91	33
	6.56-6.96	912-90069606-000	400.69	2	912-90069606-100	500.91	33
	6.90-7.20	912-90072006-000	400.69	2	912-90072006-100	500.91	33
8	8	912-90080008-000	550.01	2	-	-	46
	8.40-8.63	912-90086308-000	550.01	2	912-90086308-100	642.67	46
	8.54-9.11	912-90091108-000	550.01	2	912-90091108-100	642.67	46
	9.05-9.40	912-90094008-000	550.01	2	912-90094008-100	642.67	46
10	10	912-90100010-000	995.70	-	-	-	67
	10.50-10.75	912-90107510-000	995.70	4	912-90107510-200	1,119.42	67
	11.10-11.60	912-90116010-000	995.70	4	912-90116010-200	1,119.42	67
	11.65-11.88	912-90118810-000	995.70	-	-	-	67
	11.90-11.95	912-90119510-000	995.70	-	-	-	67
12	12	912-90120012-000	1,107.34	-	-	-	90
	12.50-12.75	912-90127512-000	1,107.34	6	912-90127512-300	1,291.37	90
	13.20-13.50	912-90135012-000	1,107.34	6	912-90135012-300	1,291.37	90
	13.51-13.75	912-90137512-000	1,107.34	-	-	-	90
	13.90-14.20	912-90142012-000	1,107.34	-	-	-	90

*This is the thrust rating of the studs, not the FCA itself. Stainless Steel Anchor Studs priced on application. Flanged Coupling Adapters are shipped without anchor studs, unless they are specifically requested.

FLANGED COUPLING ADAPTERS



912 OMNI FLANGED COUPLING ADAPTERS


Ductile, Stainless Steel Bolts & Nuts
(Uses Studs instead of Cross Bolts)



Nominal Size Inches	O.D. Range Inches	304 Stainless Steel		316 Stainless Steel		Approx. Weight lbs.
		Catalog Number	List Price	Catalog Number	List Price	
3	2.85-3.13	912-90031303-031	\$348.60	912-90031303-043	\$366.64	17
	3.44-3.62	912-90035003-031	348.60	912-90035003-043	\$366.64	17
	3.80-3.96	912-90039603-031	348.60	912-90039603-043	\$366.64	17
	3.97-4.14	912-90041403-031	348.60	912-90041403-043	\$366.64	17
4	4.00-4.15	912-90041504-031	509.79	912-90041504-043	\$534.59	23
	4.22-4.50	912-90045004-031	509.79	912-90045004-043	\$534.59	23
	4.46-4.86	912-90048604-031	509.79	912-90048604-043	\$534.59	23
	4.80-5.10	912-90051004-031	509.79	912-90051004-043	\$534.59	23
6	6.00-6.15	912-90061506-031	646.05	912-90061506-043	\$693.32	33
	6.28-6.63	912-90066306-031	646.05	912-90066306-043	\$693.32	33
	6.56-6.96	912-90069606-031	646.05	912-90069606-043	\$693.32	33
	6.90-7.20	912-90072006-031	646.05	912-90072006-043	\$693.32	33
8	8.00	912-90080008-031	807.11	912-90080008-043	\$842.63	46
	8.40-8.63	912-90086308-031	807.11	912-90086308-043	\$842.63	46
	8.54-9.11	912-90091108-031	807.11	912-90091108-043	\$842.63	46
	9.05-9.40	912-90094008-031	807.11	912-90094008-043	\$842.63	46
10	10.00	912-90100010-031	1,224.46	912-90100010-043	\$1,379.40	67
	10.50-10.75	912-90107510-031	1,224.46	912-90107510-043	\$1,379.40	67
	11.10-11.60	912-90116010-031	1,224.46	912-90116010-043	\$1,379.40	67
	11.65-11.88	912-90118810-031	1,224.46	912-90118810-043	\$1,379.40	67
	11.90-11.95	912-90119510-031	1,224.46	912-90119510-043	\$1,379.40	67
12	12.00	912-90120012-031	1,659.40	912-90120012-043	\$1,874.73	90
	12.50-12.75	912-90127512-031	1,659.40	912-90127512-043	\$1,874.73	90
	13.20-13.50	912-90135012-031	1,659.40	912-90135012-043	\$1,874.73	90
	13.51-13.75	912-90137512-031	1,659.40	912-90137512-043	\$1,874.73	90
	13.90-14.20	912-90142012-031	1,659.40	912-90142012-043	\$1,874.73	90

*This is the thrust rating of the studs, not the FCA itself. Stainless Steel Anchor Studs priced on application. Flanged Coupling Adapters are shipped without anchor studs, unless they are specifically requested.

FLANGED COUPLING ADAPTERS



912 OMNI FLANGED COUPLING ADAPTERS

Ductile Bolts & Nuts


(Uses Cross Bolts and T Bolts)



Nominal Size Inches	O.D. Range Inches	Catalog Number	List Price	Optional Anchor Studs			Approx. Weight lbs.
				Qty.	Catalog Number with Anchor Studs	List Price	
3	2.85-3.13	912-91031303-000	\$253.59	2	-	-	17
	3.44-3.62	912-91035003-000	253.59	2	912-91035003-100	\$340.50	17
	3.80-3.96	912-91039603-000	253.59	2	912-91039603-100	340.50	17
	3.97-4.14	912-91041403-000	253.59	2	912-91041403-100	340.50	17
4	4.00-4.15	912-91041504-000	316.58	2	-	-	23
	4.22-4.50	912-91045004-000	316.58	2	912-91045004-100	400.22	23
	4.46-4.86	912-91048604-000	316.58	2	912-91048604-100	400.22	23
	4.80-5.10	912-91051004-000	316.58	2	912-91051004-100	400.22	23
6	6.00-6.15	912-91061506-000	404.31	2	-	-	33
	6.28-6.63	912-91066306-000	404.31	2	912-91066306-100	496.09	33
	6.56-6.96	912-91069606-000	404.31	2	912-91069606-100	496.09	33
	6.90-7.20	912-91072006-000	404.31	2	912-91072006-100	496.09	33
8	8.00	912-91080008-000	554.95	2	-	-	33
	8.40-8.63	912-91086308-000	554.95	2	912-91086308-100	636.20	46
	8.54-9.11	912-91091108-000	554.95	2	912-91091108-100	636.20	46
	9.05-9.40	912-91094008-000	554.95	2	912-91094008-100	636.20	46
10	10.00	912-91100010-000	1004.63	4	-	-	67
	10.50-10.75	912-91107510-000	1004.63	4	912-91107510-200	1,108.10	67
	11.10-11.60	912-91116010-000	1004.63	4	912-91116010-200	1,108.10	67
	11.65-11.88	912-91118810-000	1004.63	4	-	-	67
	11.90-11.95	912-91119510-000	1004.63	4	-	-	67
12	12.00	912-91120012-000	1,117.25	4	-	-	90
	12.50-12.75	912-91127512-000	1,117.25	4	912-91127512-300	1,278.35	90
	13.20-13.50	912-91135012-000	1,117.25	4	912-91135012-300	1,278.35	90
	13.51-13.75	912-91137512-000	1,117.25	4	-	-	90
	13.90-14.20	912-91142012-000	1,117.25	4	-	-	90

*This is the thrust rating of the studs, not the FCA itself. Stainless Steel Anchor Studs priced on application. Flanged Coupling Adapters are shipped without anchor studs, unless they are specifically requested.

FLANGED COUPLING ADAPTERS




912 OMNI FLANGED COUPLING ADAPTERS Component Selection Chart



Nominal Size Inches	O.D. Range Inches	Flexi-Coat Epoxy		"O" Ring		Cplg. Gasket Number	Gasket List Price
		Body Number	List Price	Flange Gasket Number	List Price		
3	2.85-3.13	60265-045	\$122.16	30019-069	\$12.83	34610-069	\$16.71
	3.44-3.62	60265-045	122.16	30019-069	12.83	33829-069	16.71
	3.80-3.96	60265-045	122.16	30019-069	12.83	33830-069	16.71
	3.97-4.14	60265-045	122.16	30019-069	12.83	33831-069	16.71
4	4.00-4.15	60266-045	152.46	30023-069	10.27	33809-069	24.09
	4.22-4.50	60266-045	152.46	30023-069	10.27	33810-069	24.09
	4.46-4.86	60266-045	152.46	30023-069	10.27	34578-069	24.09
	4.80-5.10	60266-045	152.46	30023-069	10.27	33811-069	24.09
6	6.00-6.15	60267-045	187.24	30024-069	11.38	33801-069	31.48
	6.28-6.63	60267-045	187.24	30024-069	11.38	33802-069	31.48
	6.56-6.96	60267-045	187.24	30024-069	11.38	34579-069	31.48
	6.90-7.20	60267-045	187.24	30024-069	11.38	33803-069	31.48
8	8.00-8.16	60268-045	318.58	30025-069	16.51	33805-069	33.69
	8.40-8.63	60268-045	318.58	30025-069	16.51	33806-069	33.69
	8.54-9.11	60268-045	318.58	30025-069	16.51	34580-069	33.69
	9.05-9.40	60268-045	318.58	30025-069	16.51	33846-069	33.69
10	10.00	60269-045	638.57	30026-069	18.80	33860-069	46.17
	10.50-10.75	60269-045	638.57	30026-069	18.80	33813-069	46.17
	11.10-11.60	60269-045	638.57	30026-069	18.80	33814-069	46.17
	11.65-11.88	60269-045	638.57	30026-069	18.80	33815-069	46.17
	11.90-11.95	60269-045	638.57	30026-069	18.80	33816-069	46.17
12	12.00	60270-045	693.48	30027-069	20.81	33859-069	51.49
	12.50-12.75	60270-045	693.48	30027-069	20.81	33817-069	51.49
	13.20-13.50	60270-045	693.48	30027-069	20.81	33820-069	51.49
	13.51-13.75	60270-045	693.48	30027-069	20.81	33821-069	51.49
	13.90-14.20	60270-045	693.48	30027-069	20.81	33818-069	51.49

FLANGED COUPLING ADAPTERS




912 OMNI FLANGED COUPLING ADAPTERS Component Selection Chart



For use with 912 FCA OMNI Only

Nominal Size Inches	O.D. Range Inches	Cross Bolt		Tee Bolt	
		Part Number	List Price Each	Part Number	List Price Each
3	2.85-3.13	(4) 90809-037 5/8x7	\$9.19	-	-
	3.44-3.62				
	3.80-3.96				
	3.97-4.14				
4	4.00-4.15	(4) 90809-037 5/8x7	9.19	90812-037 5/8x3	\$6.31
	4.22-4.50				
	4.46-4.86				
	4.80-5.10				
6	6.00-6.15	(4) 90810-037 3/4x8	12.21	90813-037 3/4x3-1/4	9.01
	6.28-6.63				
	6.56-6.96				
	6.90-7.20				
8	8.00	(4) 90810-037 3/4x8	12.21	90813-037 3/4x3-1/14	9.01
	8.40-8.63				
	8.54-9.11				
	9.05-9.40				
10	10.00	(6) 90811-037 7/8x9	17.41	90814-037 7/8x3-3/4	12.21
	10.50-10.75				
	11.10-11.60				
	11.65-11.88				
12	11.90-11.95	(6) 90811-037 7/8x9	17.41	90814-037 7/8x3-3/4	12.21
	12.00				
	12.50-12.75				
	13.20-13.50				
	13.51-13.75				
	13.90-14.20				

FLANGED COUPLING ADAPTERS



912 OMNI FLANGED COUPLING ADAPTERS Component Selection Chart



Nominal Size Inches	O.D. Range Inches	Flexi-Coat Epoxy Follower Flange		Bolt or Stud Part Number (If Required)	Electro- Galvanized List Price -021	304 Stainless Steel List Price -002
		Part Number	List Price			
3	2.85-3.13	22137-045	\$22.13	(4) 90532	\$19.30	\$33.55
	3.44-3.62	22137-045	22.13	5/8 x 7	19.30	33.55
	3.80-3.96	22138-045	22.13	(4) 90532	19.30	33.55
	3.97-4.14	22138-045	22.13	5/8 x 7	19.30	33.55
4	4.00-4.15	22139-045	22.35	(4) 90364	5.67	12.78
	4.22-4.50	22139-045	22.35	5/8 x 3	5.67	12.78
	4.46-4.86	22575-045	22.35	(4) 90532	19.30	33.55
	4.80-5.10	22140-045	22.35	5/8 x 7	19.30	33.55
6	6.00-6.15	22576-045	44.08	(4) 90536	6.59	15.40
	6.28-6.63	22576-045	44.08	3/4 x 3 1/4	6.59	15.40
	6.56-6.96	22576-045	44.08	(4) 90533	23.78	45.58
	6.90-7.20	22142-045	44.08	3/4 x 8	23.78	45.58
8	8.00	22577-045	53.40	(4) 90536	6.59	15.40
	8.40-8.63	22577-045	53.40	3/4 x 3 1/4	6.59	15.40
	8.54-9.11	22577-045	53.40	(4) 90533	23.78	45.58
	9.05-9.40	22145-045	53.40	3/4 x 8	23.78	45.58
10	10.00	22147-045	73.78	(6) 90537	8.01	22.20
	10.50-10.75	22147-045	73.78	7/8 x 3 3/4/4	8.01	22.20
	11.10-11.60	22148-045	73.78		8.01	22.20
	11.65-11.88	22149-045	73.78	(6) 90534	25.70	55.17
	11.90-11.95	22149-045	73.78	7/8 x98	25.70	55.17
12	12.00	22150-045	122.96	(6) 90537	8.01	22.20
	12.50-12.75	22150-045	122.96	7/8 x 3 3/4	8.01	22.20
	13.20-13.50	22151-045	122.96		8.01	22.20
	13.51-13.75	22151-045	122.96	(6) 90534	25.70	55.17
	13.90-14.20	22152-045	122.96	7/8 x 9	25.70	55.17

Nominal Size Inches	Size Inches	Part Number	+ Nut-001	+ Nut-005	+ Nut-202
			Electro- Galvanized List Price	Alloy List Price	304 Stainless Steel List Price
3-4	5/8	100025	\$1.64	\$1.27	\$7.58
6-8	3/4	100032	2.16	1.80	14.25
10-12	7/8	100072	2.64	4.68	21.43

+ 3 Nuts Required for studs.
+ 1 Nut Required for flange bolts.

FLANGED COUPLING ADAPTERS



913 FLANGED COUPLING ADAPTERS

Steel with Alloy, 304 and 316 Stainless Steel Bolts & Nuts



Nominal Size In.	O.D. Range Inches	Alloy Bolts & Nuts		304 Stainless Steel Bolts & Nuts		316 Stainless Steel Bolts & Nuts		Approx. Weight lbs.	Flange Size Inches
		Catalog Number	List Price	Catalog Number	List Price	Catalog Number	List Price		
3	3.44-3.56	913-03500300-003	\$437.62	913-03500300-031	\$486.54	913-03500300-043	\$524.02	17	3
4	3.94-4.06	913-04000400-003	472.03	913-04000400-031	537.23	913-04000400-043	587.22	24	4
	4.44-4.56	913-04500400-003	505.91	913-04500400-031	571.13	913-04500400-043	621.12	24	4
	4.74-4.86	913-04800400-003	533.85	913-04800400-031	587.01	913-04800400-043	649.06	24	4
5	5.49-5.62	913-05560500-003	589.69	913-05560500-031	654.92	913-05560500-043	704.90	27	5
6	5.94-6.06	913-06000600-003	623.84	913-06000600-031	721.67	913-06000600-043	796.65	36	6
	6.57-6.69	913-06630600-003	667.33	913-06630600-031	765.15	913-06630600-043	840.15	38	6
	6.84-6.96	913-06900600-003	689.00	913-06900600-031	786.82	913-06900600-043	861.80	37	6
8	7.94-8.06	913-08000800-003	744.89	913-08000800-031	842.71	913-08000800-043	917.69	49	8
	8.57-8.70	913-08630800-003	828.68	913-08630800-031	926.51	913-08630800-043	1001.50	49	8
	8.99-9.10	913-09050800-003	853.51	913-09050800-031	951.32	913-09050800-043	1026.30	52	8
10	9.94-10.06	913-10001000-003	968.35	913-10001000-031	1,099.01	913-10001000-043	1,198.76	60	10
	10.69-10.81	913-10751000-003	1039.73	913-10751000-031	1,170.17	913-10751000-043	1,270.14	61	10
	11.00-11.25	913-11101000-003	1,064.57	913-11101000-031	1,195.02	913-11101000-043	1,294.99	62	10
12	11.94-12.06	913-12001200-003	1,151.45	913-12001200-031	1,281.86	913-12001200-043	1,381.86	74	12
	12.63-12.84	913-12751200-003	1,222.85	913-12751200-031	1,353.28	913-12751200-043	1,453.26	78	12
	13.08-13.29	913-13201200-003	1,257.03	913-13201200-031	1,398.59	913-13201200-043	1,487.43	82	12
14	13.88-14.09	913-14001400-003	1,430.84	913-14001400-031	1,561.26	913-14001400-043	1,603.63	112	14
	15.18-15.39	913-15301400-003	1,486.65	913-15301400-031	1,617.09	913-15301400-043	1,659.47	116	14
	15.51-15.74	913-15651400-003	1,518.38	913-15651400-031	1,648.83	913-15651400-043	1,691.19	120	14
16	15.88-16.09	913-16001600-003	1,601.55	913-16001600-031	1,731.98	913-16001600-043	1,831.97	130	16
	17.28-17.49	913-17401600-003	1,800.17	913-17401600-031	1,930.59	913-17401600-043	2,030.58	135	16
	17.68-17.89	913-17801600-003	1,846.71	913-17801600-031	1,977.15	913-17801600-043	2,077.12	139	16
18	17.88-18.09	913-18001800-003	1,902.59	913-18001800-031	2,065.60	913-18001800-043	2,132.99	140	18
	19.38-19.59	913-19501800-003	2,163.25	913-19501800-031	2,326.28	913-19501800-043	2,393.65	146	18
	19.80-20.01	913-19921800-003	2,231.54	913-19921800-031	2,394.59	913-19921800-043	2,519.57	152	18
20	19.88-20.09	913-20002000-003	2,278.12	913-20002000-031	2,441.16	913-20002000-043	2,566.13	160	20
	21.48-21.69	913-21602000-003	2,597.75	913-21602000-031	2,760.80	913-21602000-043	2,885.77	155	20
	21.94-22.15	913-22062000-003	2,644.38	913-22062000-031	2,807.43	913-22062000-043	2,932.40	154	20
24	23.88-24.09	913-24002400-003	2,799.54	913-24002400-031	2,995.20	913-24002400-043	3,087.57	207	24
	25.68-25.89	913-25802400-003	2,998.19	913-25802400-031	3,193.84	913-25802400-043	3,343.81	207	24
	26.20-26.41	913-26322400-003	3,150.24	913-26322400-031	3,281.53	913-26322400-043	3,495.85	197	24

FLANGED COUPLING ADAPTERS



913 FLANGED COUPLING ADAPTERS

Steel with Alloy, 304 and 316 Stainless Steel Bolts & Nuts

Nominal Size In.	O.D. Range Inches	Qty.	*P.S.I. Rating	Catalog Number with Anchor Studs & Alloy Hardware	List Price	Catalog Number with Anchor Studs & 304 S.S. Hardware	List Price	Catalog Number with Anchor Studs & 316 S.S. Hardware	List Price
3	3.44-3.56	2	275	913-03500300-103	\$602.16	913-03500300-131	\$651.08	913-03500300-143	\$688.57
4	3.94-4.06	2	275	913-04000400-103	636.30	913-04000400-131	701.51	913-04000400-143	751.50
	4.44-4.56	2	275	913-04500400-103	673.50	913-04500400-131	738.72	913-04500400-143	788.70
	4.74-4.86	2	275	913-04800400-103	698.33	913-04800400-131	751.50	913-04800400-143	813.54
5	5.49-5.62	2	250	913-05560500-103	751.15	913-05560500-131	816.36	913-05560500-143	866.34
6	5.94-6.06	2	210	913-06000600-103	785.23	913-06000600-131	883.06	913-06000600-143	958.04
	6.57-6.69	2	175	913-06630600-103	828.68	913-06630600-131	890.86	913-06630600-143	1001.50
	6.84-6.96	2	160	913-06900600-103	847.33	913-06900600-131	910.10	913-06900600-143	1020.15
8	7.94-8.06	4	240	913-08000800-203	1,120.43	913-08000800-231	1,105.24	913-08000800-243	1,293.25
	8.57-8.70	4	206	913-08630800-203	1,163.86	913-08630800-231	1,213.17	913-08630800-243	1,336.68
	8.99-9.10	4	187	913-09050800-203	1,191.81	913-09050800-231	1,570.78	913-09050800-243	1,364.63
10	9.94-10.06	4	153	913-10001000-203	1,343.90	913-10001000-231	1,417.85	913-10001000-243	1,574.31
	10.69-10.81	6	198	913-10751000-303	1,604.64	913-10751000-331	1,668.35	913-10751000-343	1,835.05
	11.00-11.25	7	186	913-11101000-303	1,629.42	913-11101000-331	1,692.17	913-11101000-343	1,932.00
12	11.94-12.06	6	159	913-12001200-303	1,713.27	913-12001200-331	1,772.66	913-12001200-343	1,943.69
	12.63-12.84	8	188	913-12751200-403	1,973.95	913-12751200-431	2,024.00	913-12751200-443	2,204.36
	13.08-13.29	8	175	913-13201200-403	2,008.08	913-13201200-431	2,066.98	913-13201200-443	2,238.50

*This is the thrust rating of the studs, not the FCA itself. Stainless Steel Anchor Studs-Priced on application. Larger Sizes and O.D. Ranges not listed are available upon request. Priced on application.

FLANGED COUPLING ADAPTERS



914 REDUCING FLANGED COUPLING ADAPTERS Steel with Alloy Bolts & Nuts

Coupling End Only				Flange End Only			
O.D.	Catalog Number	List Price	Approx.	Flange Size	Catalog Code	List Price	Approx.
3.44-3.56	914-0350	P.O.A.	16	3	03	P.O.A.	12
3.90-4.06	914-0396	P.O.A.	16	4	04	P.O.A.	17
4.44-4.56	914-0450	P.O.A.	17	5	05	P.O.A.	21
4.74-4.86	914-0480	P.O.A.	18	6	06	P.O.A.	18
5.04-5.16	914-0510	P.O.A.	23	10	10	P.O.A.	27
5.49-5.62	914-0556	P.O.A.	23	12	12	P.O.A.	40
6.57-6.69	914-0663	P.O.A.	29	16	16	P.O.A.	63
6.84-6.96	914-0690	P.O.A.	29	18	18	P.O.A.	56
7.04-7.17	914-0710	P.O.A.	29	20	20	P.O.A.	78
7.94-8.06	914-0800	P.O.A.	30	22	22	P.O.A.	84
8.57-8.70	914-0863	P.O.A.	37	24	24	P.O.A.	100
8.99-9.10	914-0905	P.O.A.	38	<p style="text-align: center;">How to Order</p> <p>Example: You require a flanged coupling adapter to connect a 12" steel pipe to an 8" flanged fitting.</p> <p>1. Determine the Code Number: The 12"-12.75" O.D. pipe will fit the O.D. range 12.63-12.84. The code number for this O.D. range is 914-1275.</p> <p style="padding-left: 40px;">The 8" flanged end has the code number 08.</p> <p>Combine the two code numbers, then add 003 to the end. The catalog number 914-127508-003 represents our standard Flexi-Coat® Epoxy Coating finish, Alloy bolts and nuts and NSF Buna N gasket.</p> <p>2. Determine shipping weight:</p> <p style="padding-left: 40px;">914-1275 = 56 lbs.</p> <p style="padding-left: 40px;">08 = 26 lbs.</p> <p style="padding-left: 40px;">-----</p> <p style="text-align: center;">Total Weight = 82 lbs.</p> <p><i>Larger sizes and sizes to fit O.D. ranges not listed are available.</i></p> <p style="text-align: center;"><i>Priced on application (P.O.A.).</i></p>			
9.24-9.36	914-0930	P.O.A.	39				
9.94-10.06	914-1000	P.O.A.	43				
11.04-11.16	914-1110	P.O.A.	49				
11.34-11.46	914-1140	P.O.A.	50				
12.63-12.84	914-1275	P.O.A.	56				
13.08-13.29	914-1320	P.O.A.	57				
15.18-15.39	914-1530	P.O.A.	78				
15.53-15.74	914-1565	P.O.A.	80				
17.28-17.49	914-1740	P.O.A.	91				
17.68-17.89	914-1780	P.O.A.	93				
19.38-19.59	914-1950	P.O.A.	105				
19.80-20.01	914-1992	P.O.A.	108				
21.48-21.69	914-2160	P.O.A.	119				
21.88-22.09	914-2200	P.O.A.	121				
23.88-24.09	914-2400	P.O.A.	143				
25.68-25.89	914-2580	P.O.A.	155				
32.88-30.09	914-3000	P.O.A.	190				
31.88-32.09	914-3200	P.O.A.	207				

Larger Sizes to 96" O.D. Available Upon Request. Priced on application (P.O.A.)

FLANGED COUPLING ADAPTERS



921 TOP BOLT FLANGED COUPLING ADAPTERS

Standard



Nominal Size (IN.)	Catalog Number	Overall Range (IN.)	Lower Range (IN.)	Upper Range (IN.)	Width (IN.)	Height (IN.)	Flange Diameter (IN.)	Laying Length (IN.)	Approx. Weight lbs.	List Price
2	921-02950200-031	2.13 - 2.95	2.13 - 2.60	2.50 - 2.95	5.38	7.25	6.00	6.81	8	\$235.61
3	921-04200300-031	3.10-4.20	3.10-3.56	3.70-4.20	6.88	8.38	7.50	5.38	12	334.94
4	921-05600400-031	4.46-5.60	4.46-5.05	5.00-5.60	8.75	10.00	9.00	5.50	17	432.46
6	921-07600600-031	6.56-7.60	6.56-7.05	7.00-7.60	10.88	12.13	11.00	6.56	25	547.33
8	921-09850800-031	8.54-9.85	8.54-9.15	9.15-9.85	13.13	14.38	13.50	6.56	30	746.17
10	921-11831000-031	10.64-11.83	10.64-11.18	11.13-11.83	15.50	16.50	16.00	6.56	37	1,265.28
12	921-13671200-031	12.62-13.67	12.62-13.06	13.10-13.67	17.63	18.75	19.00	6.69	50	1,459.49

FLANGED COUPLING ADAPTERS




926 FLEXIBLE METER COUPLING



Flanged Meter Outlet Size Inches	Service Pipe Size Inches		Catalog Number	List Price	Approx. Weight lbs.
	Pipe Size & Type	O.D. Inches			
1 1/2	1 1/2" I.P. or Steel	1.90	926-00000190-000	\$97.66	5
2	2" Copper Tube	2.13	926-00000213-000	115.66	6
2	2" I.P. Steel or Cast Iron	2.38-2.50	926-00000250-000	118.42	6

DISMANTLING JOINTS



971 NON RESTRAINED DISMANTLING JOINTS Alloy and 304 Stainless Bolts & Nuts



Nominal Size Inches	Flange AWWA Class D 125/150 Lb.	Alloy Bolts and Nuts	List Price	304 Stainless Steel	List Price	Approx. Weight lbs.
		Catalog Number		Catalog Number		
3	3 x 3	971-03000300-003	\$350.86	971-03000300-031	\$426.88	28
4	4 x 4	971-04000400-003	380.10	971-04000400-031	456.12	43
6	6 x 6	971-06000600-003	584.07	971-06000600-031	690.84	65
8	8 x 8	971-08000800-003	736.81	971-08000800-031	835.04	87
10	10 x 10	971-10001000-003	1006.97	971-10001000-031	1,223.80	79
12	12 x 12	971-12001200-003	1,378.59	971-12000200-031	1,594.30	116
14	14 x 14	971-14001400-003	1,447.30	971-14001400-031	1,713.36	160
16	16 x 16	971-16001600-003	1,884.70	971-16001600-031	2,150.78	195
18	18 x 18	971-18001800-003	P.O.A.	971-18001800-031	P.O.A.	221
20	20 x 20	971-20002000-003	P.O.A.	971-20002000-031	P.O.A.	263
24	24 x 24	971-24002400-003	P.O.A.	971-24002400-031	P.O.A.	340
30	30 x 30	971-30003000-003	P.O.A.	971-30003000-031	P.O.A.	510
36	36 x 36	971-36003600-003	P.O.A.	971-36003600-031	P.O.A.	740
42	42 x 42	971-42004200-003	P.O.A.	971-42004200-031	P.O.A.	970
48	48 x 48	971-48004802-003	P.O.A.	971-48004802-031	P.O.A.	1,215
54	54 x 54	971-54005402-003	P.O.A.	971-54005402-031	P.O.A.	1,660
60	60 x 60	971-60006002-003	P.O.A.	971-60006002-031	P.O.A.	2,225
66	66 x 66	971-66006602-003	P.O.A.	971-66006602-031	P.O.A.	2,800
72	72 x 72	971-72007202-003	P.O.A.	971-72007202-031	P.O.A.	3,230

DISMANTLING JOINTS



972 HEAVY DUTY RESTRAINED DISMANTLING JOINTS With Alloy Bolts & Nuts

Nominal Size Inches	Catalog Number	Number of Tie Bars	Diameter x Length of Tie Rods Inches	List Price
4	972-04000400-003	8	5/8 x 14	P.O.A.
6	972-06000600-003	8	3/4 x 16	P.O.A.
8	972-08000800-003	8	3/4 x 16	P.O.A.
10	972-10001000-003	12	7/8 x 18	P.O.A.
12	972-12001200-003	12	7/8 x 18	P.O.A.
14	972-14001400-003	12	1 x 24	P.O.A.
16	972-16001600-003	16	1 x 24	P.O.A.
18	972-18001800-003	16	1 1/8 x 20	P.O.A.
20	972-20002000-003	20	1 1/8 x 20	P.O.A.
24	972-24002400-003	20	1 1/4 x 25	P.O.A.
30	972-30003000-003	28	1 1/4 x 25	P.O.A.
36	972-36003600-003	32	1 1/2 x 26	P.O.A.
42	972-42004200-003	36	1 1/2 x 26	P.O.A.
48	972-48004802-003	44	1 1/2 x 26	P.O.A.
54	972-54005402-003	44	1 3/4 x 33	P.O.A.
60	972-60006002-003	52	1 3/4 x 33	P.O.A.
66	972-66006602-003	52	1 3/4 x 33	P.O.A.
72	972-72007202-003	60	1 3/4 x 33	P.O.A.

DISMANTLING JOINTS




973 RESTRAINED DISMANTLING JOINT With Alloy Bolts & Nuts

Nominal Size Inches	Alloy Bolts and Nuts and Tie Rods	List Price	Approx. Weight Each
	Catalog Number		
3	973-03000300-003	\$788.80	45
4	973-04000400-003	848.22	53
6	973-06000600-003	1007.62	75
8	973-08000800-003	1,194.35	98
10	973-10001000-003	1,676.54	130
12	973-12001200-003	2,292.24	175
14	973-14001400-003	P.O.A.	286
16	973-16001600-003	P.O.A.	345
18	973-18001800-003	P.O.A.	370
20	973-20002000-003	P.O.A.	448
24	973-24002400-003	P.O.A.	574
30	973-30003000-003	P.O.A.	1,038
36	973-36003600-003	P.O.A.	1,429
42	973-42004200-003	P.O.A.	2,043
48	973-48004802-003	P.O.A.	2,462

2" and larger. Standard flanges in accordance with AWWA Class D. Other drillings are available, including Metric Flanges.

DISMANTLING JOINTS



975 RESTRAINED DISMANTLING JOINT Alloy With Alloy OR Stainless Steel Bolts & Nuts



Nominal Size Inches	Flange AWWA Class D 125/150 Lb.	Number of Tie Rods	Diameter x Length of Tie Bars Inches	Alloy Bolts, Nuts and Tie Rods		304 Stainless Steel Bolts, Nuts and Tie Rods		Approx. Weight lbs.
				Catalog Number	List Price	Catalog Number	List Price	
4	4 x 4	2	5/8 x 14	975-04000400-003	\$595.07	975-04000400-031	\$650.85	35
6	6 x 6	2	3/4 x 16	975-06000600-003	743.82	975-06000600-031	861.59	45
8	8 x 8	2	3/4 x 16	975-08000800-003	991.77	975-08000800-031	1,103.34	70
10	10 x 10	4	7/8 x 18	975-10001000-003	1,301.69	975-10001000-031	1,487.65	95
12	12 x 12	4	7/8 x 18	975-12001200-003	1,735.59	975-12001200-031	1,896.75	145
14	14 x 14	4	1 x 24	975-14001400-003	2,169.48	975-14001400-031	2,429.83	200
16	16 x 16	4	1 x 24	975-16001600-003	2,479.42	975-16001600-031	2,727.35	225
18	18 x 18	4	1 1/8 x 20	975-18001800-003	2,702.56	975-18001800-031	3,409.18	250
20	20 x 20	4	1 1/8 x 20	975-20002000-003	3,062.06	975-20002000-031	3,917.46	275
24	24 x 24	4	1 1/4 x 25	975-24002400-003	3,948.45	975-24002400-031	5,076.58	400
30	30 x 30	7	1 1/4 x 25	975-30003000-003	5,082.79	975-30003000-031	6,508.45	525
36	36 x 36	8	1 1/2 x 26	975-36003600-003	7,438.22	975-36003600-031	9,372.15	775
42	42 x 42	9	1 1/2 x 26	975-42004200-003	9,727.80	975-42004200-031	12,648.26	1,375
48	48 x 48	11	1 1/2 x 26	975-48004802-003	12,521.01	975-48004802-031	15,880.61	1,420
54	54 x 54	11	1 3/4 x 33	975-54005402-003	P.O.A.	975-54005402-031	P.O.A.	1,980
60	60 x 60	13	1 3/4 x 33	975-60006002-003	P.O.A.	975-60006002-031	P.O.A.	2,600
66	66 x 66	13	1 3/4 x 33	975-66006602-003	P.O.A.	975-66006602-031	P.O.A.	3,175
72	72 x 72	15	1 3/4 x 33	975-72007202-003	P.O.A.	975-72007202-031	P.O.A.	3,675



Smith-Blair
#30 Globe Avenue
Texarkana, AR 71854
xylem.com

Phone: 800.643.9705
Phone: 870.773.5127
After Hours Number: 903.277.9398
xylem.com/smith-blair

Fax: 800.648.6792
Email: insidesales@xylem.com